



ESSENT[®] GROUP

2019 ANNUAL REPORT

TO OUR SHAREHOLDERS:



I am pleased to report that 2019 was another successful year for Essent as we continued building a high credit quality and profitable mortgage insurance portfolio, and generating strong returns for our shareholders. For the year, we earned \$556 million or \$5.66 per diluted share, compared to net income of \$467 million or

\$4.77 per diluted share in 2018, while also generating a 21% return on average equity in 2019. In addition, we were pleased to initiate payment of a quarterly dividend of \$0.15 per share beginning in September 2019, which most recently was increased to \$0.16 per share and paid in March 2020.

Our 2019 strong financial performance continued to be driven by growth in our insurance in force, which raises our profitability through increased earned premiums and additional operating leverage. As of year-end 2019, our insurance in force increased by 19% to \$164 billion, from \$138 billion at the end of 2018. This growth resulted in a 20% increase in net premiums earned to \$777 million in 2019, from \$649 million in 2018. Additionally, as our insured portfolio grew, we continued to improve our operating leverage, with our expense ratio decreasing to 21.3% in 2019 from 23.2% in 2018.

From Essent's inception, we have taken a long-term approach to managing our franchise given the nature of insuring long-tail mortgage credit risk. As such, in 2019 we continued our transition to an originate, manage and distribute operating model. During the year we successfully rolled out EssentEDGE, our risk-based pricing engine to our customers, and continued executing our programmatic reinsurance strategy. We believe that by increasing sophistication in originating risk on the front end through our risk-based pricing engine EssentEDGE and distributing risk on the back end through reinsurance; (i.e., credit risk transfer ("CRT") transactions), Essent is a stronger and more sustainable franchise. This is a long-term positive for policyholders, shareholders and employees.

The introduction and utilization of reinsurance for a franchise like ours has been transformational. One of the benefits of obtaining third-party reinsurance is that it enables us to hedge against adverse loss scenarios due to housing cycle volatility. As a third party validation of our reinsurance strategy, during 2019 our insurer financial strength rating was upgraded by Moody's Investors Service to A3 from Baa1. In connection with their upgrade, Moody's applied severe stress scenarios to our insured portfolio to evaluate the impact of reinsurance on net income and capital projections. The results conveyed that the stress scenarios would result in income volatility but no reduction in capital. Even under the most severe stress scenario, we continued to build book value.

During the year we completed four reinsurance transactions, including two insurance-linked note ("ILN") deals, an excess of loss transaction and a quota share ("QS") program. Including an ILN transaction that we completed in early 2020, we have placed reinsurance on vintages for years 2015 through 2019, noting that the QS also covers new insurance written ("NIW") through 2020. As of January 31, 2020, we have \$3.1 billion of reinsurance protection relating to over 90% of our portfolio. These transactions have enabled us to diversify our capital sources in managing our business while also providing capital relief. For example, as of December 31, 2019, reinsurance transactions have resulted in capital credit of \$1.0 billion under the Private Mortgage Insurer Eligibility Requirements ("PMIERS").

Consistent with our long-term view of insuring and managing mortgage credit risk, we have built a strong balance sheet and capital position, ending 2019 with \$3.9 billion in total assets and \$3.0 billion of GAAP equity. As of December 31, 2019, our liquidity remained strong as we had PMIERS excess assets of \$838 million along with \$98 million of cash at the holding company, and \$275 million in undrawn capacity relating to our \$500 million credit facility. Given our strong earnings and utilization of programmatic reinsurance, we continued to generate excess capital in 2019. As stewards of your capital, we will be very thoughtful in best deploying the excess. We believe that capital begets opportunities and that we can still invest in the core business along with other growth opportunities, including industry consolidation, if they were to arise.

In connection with our capital management, as noted earlier, in the third quarter of 2019 we initiated paying a dividend. One of the primary drivers of this decision was the confidence that reinsurance provides us regarding future cash flows by mitigating franchise volatility during times of stress. We believe that paying a dividend is a tangible demonstration of the benefits of an originate, manage and distribute business model. A dividend of this size not only affords us the flexibility to distribute capital but also maintain sufficient capital levels to take advantage of any growth opportunities. Looking forward, we will continue to implement capital strategies that we believe are in the best long term interest of our franchise and shareholders.

As the mortgage insurance industry is levered to U.S. housing and the economy, during 2019 we remained pleased as low unemployment, affordability and strong demand in the first-time homebuyer segment continued to support a positive operating environment. Demographics such as the millennials entering their peak home-buying years continued to drive purchase mortgage volume. This is positive for our industry since there is a higher utilization of private mortgage insurance on purchase mortgages versus refinance mortgages. As a result, industry NIW in 2019 was robust, approximating \$383 billion, with Essent's NIW totaling \$63.6 billion.

Our industry remains competitive in sourcing business from mortgage lenders throughout the U.S. During 2019, the utilization of more granular risk-based pricing engines by our industry continued to expand. We believe that the use of risk-based pricing engines will continue to evolve. In the case of our engine, EssentEDGE, we believe that it provides us flexibility in pricing mortgage credit risk and enables us to shape our portfolio to the desired credit and return profile. After piloting our engine in 2018 with a few lenders, we broadly rolled it out in January of 2019. Our engine is actively being used by over 95% of our customers currently. Meanwhile, we continue to be pleased with the credit attributes and performance of our insured portfolio which ended 2019 with a weighted average FICO of 745, a loan-to-value of 92% and a default ratio of 0.85%.

Our average net earned premium rate for 2019 was 49 basis points, compared to 50 basis points in 2018. Looking forward, we believe that net earned premium rates will decline due to increased utilization of reinsurance along with the continuing impacts of the decrease in industry pricing experienced in 2018 subsequent to tax reform.

Essent Re, our Bermuda reinsurance company, continues to provide another platform to invest in U.S. mortgage credit risk. Essent Re's two primary businesses are reinsuring our core U.S. mortgage insurance business through a 25% affiliate quota share arrangement and participating in GSE and other risk share transactions, including Freddie Mac's Agency Credit Insurance Structure ("ACIS") deals and Fannie Mae's Credit Insurance Risk Transfer ("CIRT") deals. At year-end 2019, Essent Re had \$10.3 billion of risk in force and GAAP equity of \$939 million, compared to \$8.3 billion and \$799 million, respectively, at the end of 2018.

On the Washington, D.C. front, during the year we continued supporting our industry's trade organization, U.S. Mortgage Insurers ("USMI"), in promoting the benefits of private mortgage insurance to policymakers and other housing constituencies. Also, we are pleased with the direction that new leadership at the Federal Housing Finance Agency is heading regarding GSE reform and improving the future housing finance system. In connection with these efforts, we believe that Essent and our industry can play a greater role where more institutional private capital can be deployed to support a strong and robust housing finance system while also lowering taxpayer risk.

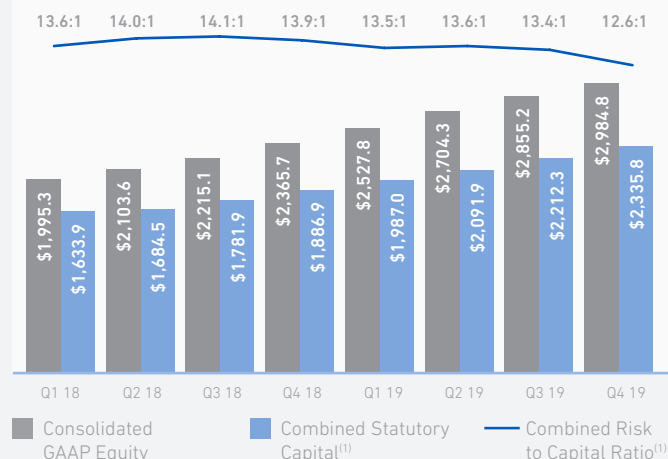
In closing, I am very proud of our Company and our employees for our accomplishments and progress in 2019. Focused on a long-term view of the business, our management team and Board of Directors remain committed to prudently and profitably insuring long-tail mortgage credit risk. Thank you for your confidence in us and for investing in Essent.



Mark A. Casale
Chairman and Chief Executive Officer
April 2020

CAPITAL AND EQUITY

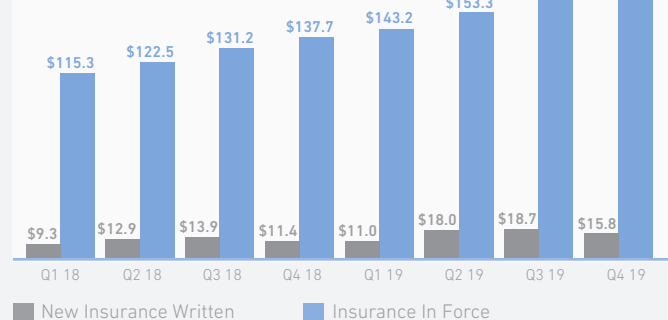
(\$ Millions)



(1) Represents combined metrics for the U.S. insurance subsidiaries Essent Guaranty, Inc. and Essent Guaranty of PA, Inc.

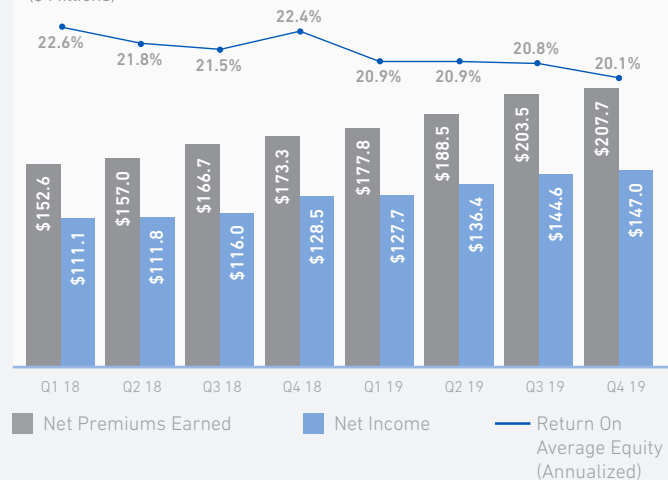
INSURANCE IN FORCE AND NEW INSURANCE WRITTEN

(\$ Billions)



NET PREMIUMS EARNED AND NET INCOME

(\$ Millions)

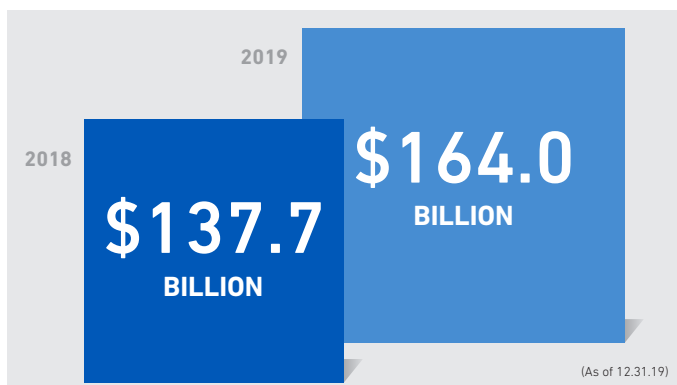


ADDITIONAL FINANCIAL HIGHLIGHTS FOR FULL YEAR 2019

- Net premiums earned were \$777.4 million, compared to \$649.5 million for 2018.
- An expense ratio of 21.3%, compared to 23.2% for 2018.
- Percentage of loans in default were 0.85%, compared to 0.66% at the end of 2018.
- A combined ratio of 25.5%, compared to 25.0% for 2018.

2019 BY THE NUMBERS

INSURANCE IN FORCE



REVENUES

\$867.6 Million 2019
\$719.4 Million 2018

NET INCOME

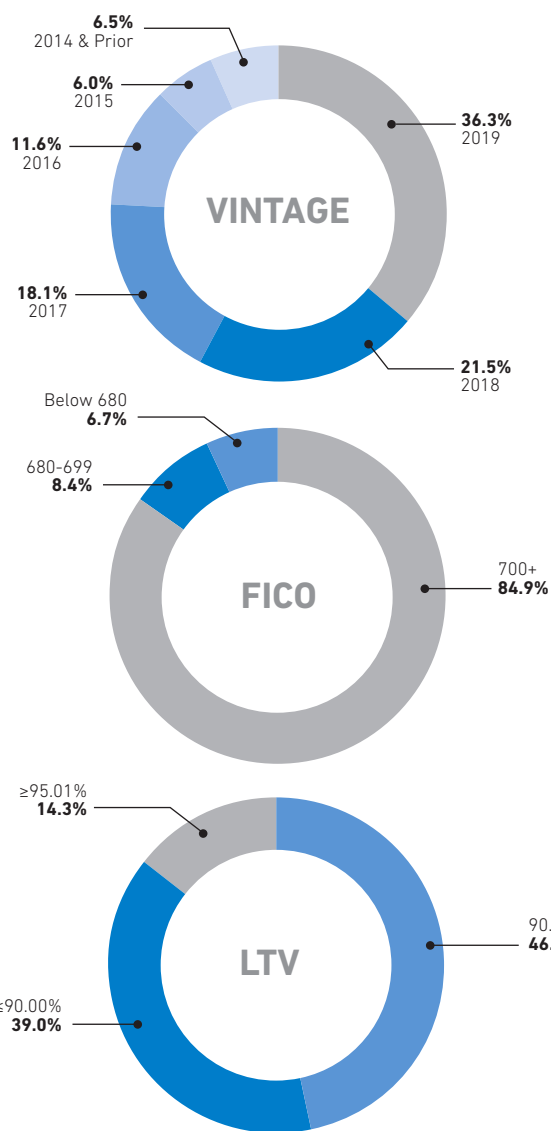


ESSENT REINSURANCE LTD. NET RISK IN FORCE



(As of 12.31.19)

HIGH QUALITY INSURANCE PORTFOLIO



FINANCIAL STRENGTH

A.M. BEST: Essent Guaranty, Inc. and Essent Reinsurance Ltd.

A (Excellent)

S&P: Essent Guaranty, Inc. and
Essent Reinsurance Ltd.

BBB+

MOODY'S:
Essent Guaranty, Inc.

A3

(As of 12.31.19)

COMBINED
RISK-TO-CAPITAL

12.6:1

(As of 12.31.19)

EQUITY
\$3.0
BILLION

(As of 12.31.19)

UNITED STATES
SECURITIES AND EXCHANGE COMMISSION
Washington, D.C. 20549

FORM 10-K

(Mark One)

☒ **ANNUAL REPORT PURSUANT TO SECTION 13 OR 15(d) OF THE SECURITIES EXCHANGE ACT OF 1934**

For the fiscal year ended December 31, 2019

☐ **TRANSITION REPORT PURSUANT TO SECTION 13 OR 15(d) OF THE SECURITIES EXCHANGE ACT OF 1934**

For the transition period from _____ to _____
Commission file number 001-36157

ESSENT GROUP LTD.

(Exact name of registrant as specified in its charter)

Bermuda

(State or other jurisdiction of
incorporation or organization)

Not Applicable

(I.R.S. Employer
Identification Number)

**Clarendon House
2 Church Street**

Hamilton HM11, Bermuda

(Address of principal executive offices and zip code)

(441) 297-9901

(Registrant's telephone number, including area code)

Securities registered pursuant to Section 12(b) of the Act:

Title of each class	Trading Symbol(s)	Name of each exchange on which registered
Common Shares, \$0.015 par value	ESNT	New York Stock Exchange

Securities registered pursuant to Section 12(g) of the Act: **None**

Indicate by check mark if the registrant is a well-known seasoned issuer, as defined in Rule 405 of the Securities Act.

Yes ☒ No ☐

Indicate by check mark if the registrant is not required to file reports pursuant to Section 13 or Section 15(d) of the Act.

Yes ☐ No ☒

Indicate by check mark whether the registrant (1) has filed all reports required to be filed by Section 13 or 15(d) of the Securities Exchange Act of 1934 during the preceding 12 months (or for such shorter period that the registrant was required to file such reports), and (2) has been subject to such filing requirements for the past 90 days. Yes ☒ No ☐

Indicate by check mark whether the registrant has submitted electronically every Interactive Data File required to be submitted pursuant to Rule 405 of Regulation S-T (§232-405 of this chapter) during the preceding 12 months (or for such shorter period that the registrant was required to submit such files.) Yes ☒ No ☐

Indicate by check mark if disclosure of delinquent filers pursuant to Item 405 of Regulation S-K (§229.405 of this chapter) is not contained herein, and will not be contained, to the best of registrant's knowledge, in definitive proxy or information statements incorporated by reference in Part III of this Form 10-K or any amendment to this Form 10-K. ☐

Indicate by check mark whether the registrant is a large accelerated filer, an accelerated filer, a non-accelerated filer, a smaller reporting company or an emerging growth company. See the definitions of "large accelerated filer," "accelerated filer," "smaller reporting company" and "emerging growth company" in Rule 12b-2 of the Exchange Act.

Large accelerated filer ☒

Accelerated filer ☐

Non-accelerated filer ☐

Smaller reporting company ☐

Emerging growth company ☐

If an emerging growth company, indicate by check mark if the registrant has elected not to use the extended transition period for complying with any new or revised financial accounting standards provided pursuant to Section 13(a) of the Exchange Act. ☐

Indicate by check mark whether the registrant is a shell company (as defined in Rule 12b-2 of the Exchange Act).
Yes ☐ No ☒

As of June 30, 2019, the last business day of the registrant's most recently completed second fiscal quarter, the aggregate market value of common shares held by non-affiliates of the registrant was approximately \$4,489,438,603 (based upon the last reported sales price on The New York Stock Exchange on such date).

The number of the registrant's common shares outstanding as of February 10, 2020 was 98,450,053.

DOCUMENTS INCORPORATED BY REFERENCE

Portions of the registrant's proxy statement for the 2020 Annual General Meeting of Shareholders are incorporated by reference into Part III of this Annual Report on Form 10-K where indicated. Such Proxy Statement will be filed with the Securities and Exchange Commission within 120 days of the registrant's fiscal year ended December 31, 2019.

TABLE OF CONTENTS

	<u>Page</u>
PART I	
ITEM 1. BUSINESS	1
ITEM 1A. RISK FACTORS	29
ITEM 1B. UNRESOLVED STAFF COMMENTS	50
ITEM 2. PROPERTIES	50
ITEM 3. LEGAL PROCEEDINGS	50
ITEM 4. MINE SAFETY DISCLOSURES	50
PART II	
ITEM 5. MARKET FOR THE COMPANY'S COMMON EQUITY, RELATED STOCKHOLDER MATTERS AND ISSUER PURCHASES OF EQUITY SECURITIES	51
ITEM 6. SELECTED FINANCIAL DATA	52
ITEM 7. MANAGEMENT'S DISCUSSION AND ANALYSIS OF FINANCIAL CONDITION AND RESULTS OF OPERATIONS	54
ITEM 7A. QUANTITATIVE AND QUALITATIVE DISCLOSURES ABOUT MARKET RISK	76
ITEM 8. FINANCIAL STATEMENTS AND SUPPLEMENTARY DATA	77
ITEM 9. CHANGES IN AND DISAGREEMENTS WITH ACCOUNTANTS ON ACCOUNTING AND FINANCIAL DISCLOSURE	118
ITEM 9A. CONTROLS AND PROCEDURES	118
ITEM 9B. OTHER INFORMATION	118
PART III	
ITEM 10. DIRECTORS, EXECUTIVE OFFICERS AND CORPORATE GOVERNANCE	119
ITEM 11. EXECUTIVE COMPENSATION	119
ITEM 12. SECURITY OWNERSHIP OF CERTAIN BENEFICIAL OWNERS AND MANAGEMENT AND RELATED STOCKHOLDER MATTERS	119
ITEM 13. CERTAIN RELATIONSHIPS AND RELATED TRANSACTIONS, AND DIRECTOR INDEPENDENCE	119
ITEM 14. PRINCIPAL ACCOUNTING FEES AND SERVICES	120
PART IV	
ITEM 15. EXHIBITS, FINANCIAL STATEMENT SCHEDULES	121
ITEM 16. FORM 10-K SUMMARY	122
SIGNATURES	123

SPECIAL NOTE REGARDING FORWARD-LOOKING STATEMENTS

This Annual Report on Form 10-K, or Annual Report, includes forward-looking statements pursuant to the "safe harbor" provisions of the Private Securities Litigation Reform Act of 1995. Forward-looking statements relate to expectations, beliefs, projections, future plans and strategies, anticipated events or trends and similar expressions concerning matters that are not historical facts or present facts or conditions, such as statements regarding our future financial condition or results of operations, our prospects and strategies for future growth, the introduction of new products and services, and the implementation of our marketing and branding strategies. In many cases, you can identify forward-looking statements by terms such as "may," "will," "should," "expects," "plans," "anticipates," "believes," "estimates," "predicts," "potential" or the negative of these terms or other comparable terminology.

The forward-looking statements contained in this Annual Report reflect our views as of the date of this Annual Report about future events and are subject to risks, uncertainties, assumptions and changes in circumstances that may cause events or our actual activities or results to differ significantly from those expressed in any forward-looking statement. Although we believe that the expectations reflected in the forward-looking statements are reasonable, we cannot guarantee future events, results, actions, levels of activity, performance or achievements. A number of important factors could cause actual results to differ materially from those indicated by the forward-looking statements, including, but not limited to, those factors described below, in Part I, Item 1A "Risk Factors," and in Part II, Item 7 "Management's Discussion and Analysis of Financial Condition and Results of Operations." These factors include, without limitation, the following:

- changes in or to Fannie Mae and Freddie Mac, which we refer to collectively as the GSEs, whether through Federal legislation, restructurings or a shift in business practices;
- failure to continue to meet the mortgage insurer eligibility requirements of the GSEs;
- competition for our customers or the loss of a significant customer;
- lenders or investors seeking alternatives to private mortgage insurance;
- increase in the number of loans insured through Federal government mortgage insurance programs, including those offered by the Federal Housing Administration;
- decline in the volume of low down payment mortgage originations;
- uncertainty of loss reserve estimates;
- decrease in the length of time our insurance policies are in force;
- deteriorating economic conditions;
- recently enacted U.S. Federal tax reform and its impact on us, our shareholders and our operations;
- the definition of "Qualified Mortgage" reducing the size of the mortgage origination market or creating incentives to use government mortgage insurance programs;
- the definition of "Qualified Residential Mortgage" reducing the number of low down payment loans or lenders and investors seeking alternatives to private mortgage insurance;
- the implementation of the Basel III Capital Accord, which may discourage the use of private mortgage insurance;
- management of risk in our investment portfolio;
- fluctuations in interest rates;
- inadequacy of the premiums we charge to compensate for our losses incurred;
- dependence on management team and qualified personnel;
- disturbance to our information technology systems;

- change in our customers' capital requirements discouraging the use of mortgage insurance;
- declines in the value of borrowers' homes;
- limited availability of capital or reinsurance;
- unanticipated claims arise under and risks associated with our contract underwriting program;
- industry practice that loss reserves are established only upon a loan default;
- disruption in mortgage loan servicing;
- risk of future legal proceedings;
- customers' technological demands;
- our non-U.S. operations becoming subject to U.S. Federal income taxation;
- becoming considered a passive foreign investment company for U.S. Federal income tax purposes; and
- potential restrictions on the ability of our insurance subsidiaries to pay dividends.

Readers are urged to consider these factors carefully in evaluating the forward-looking statements and are cautioned not to place undue reliance on these forward-looking statements. All of the forward-looking statements we have included in this Annual Report are based on information available to us on the date of this Annual Report. We undertake no obligation to publicly update or revise any forward-looking statement, whether as a result of new information, future events or otherwise, except as otherwise required by law.

Unless the context otherwise indicates or requires, the terms "we," "our," "us," "Essent," and the "Company," as used in this Annual Report, refer to Essent Group Ltd. and its directly and indirectly owned subsidiaries, including our primary operating subsidiaries, Essent Guaranty, Inc. and Essent Reinsurance Ltd., as a combined entity, except where otherwise stated or where it is clear that the terms mean only Essent Group Ltd. exclusive of its subsidiaries.

PART I

ITEM 1. BUSINESS

Overview

We are an established and growing private mortgage insurance company. Private mortgage insurance plays a critical role in the U.S. housing finance system. Essent and other private mortgage insurers provide credit protection to lenders and mortgage investors by covering a portion of the unpaid principal balance of a mortgage and certain related expenses in the event of a default. In doing so, we provide private capital to mitigate mortgage credit risk, allowing lenders to make additional mortgage financing available to prospective homeowners.

Private mortgage insurance helps extend affordable home ownership by facilitating the sale of low down payment loans into the secondary market. The GSEs, which are U.S. Federal government-sponsored enterprises, purchase residential mortgages from banks and other lenders and guaranty mortgage-backed securities that are offered to investors in the secondary mortgage market. The GSEs are restricted by their charters from purchasing or guaranteeing low down payment loans, defined as loans with less than a 20% down payment, that are not covered by certain credit protections. Private mortgage insurance satisfies the GSEs' credit protection requirements for low down payment loans, supporting a robust secondary mortgage market in the United States.

Our primary U.S. mortgage insurance subsidiary, Essent Guaranty, Inc., which we refer to as "Essent Guaranty," received its certificate of authority from the Pennsylvania Insurance Department in July 2009. We subsequently acquired our mortgage insurance platform from a former private mortgage insurance industry participant and, in 2010, became the first private mortgage insurer to be approved since 1995 by Fannie Mae and Freddie Mac, which we refer to collectively as the GSEs. We are licensed to write coverage in all 50 states and the District of Columbia.

For the years ended December 31, 2019, 2018 and 2017, we generated new insurance written, or NIW, of approximately \$63.6 billion, \$47.5 billion and \$43.9 billion, respectively. As of December 31, 2019, we had approximately \$164.0 billion of insurance in force. Our top ten customers represented approximately 42.8%, 43.5% and 45.8% of our NIW on a flow basis for the years ended December 31, 2019, 2018 and 2017, respectively. The financial strength ratings of Essent Guaranty are A3 with a stable outlook by Moody's Investors Service ("Moody's"), BBB+ with a stable outlook by S&P Global Ratings ("S&P") and A (Excellent) with a stable outlook by A.M. Best.

We also offer mortgage-related insurance and reinsurance through our wholly-owned Bermuda-based subsidiary, Essent Reinsurance Ltd., which we refer to as "Essent Re." As of December 31, 2019, Essent Re provided insurance or reinsurance relating to GSE risk share and other reinsurance transactions covering approximately \$895.4 million of risk. Essent Re also reinsures 25% of Essent Guaranty, Inc.'s NIW under a quota share reinsurance agreement. The financial strength ratings of Essent Re are BBB+ with a stable outlook by S&P and A (Excellent) with a stable outlook by A.M. Best.

Our holding company is domiciled in Bermuda and our U.S. insurance business is headquartered in Radnor, Pennsylvania. We operate additional underwriting and service centers in Winston-Salem, North Carolina and Irvine, California. We have a highly experienced, talented team of 387 employees as of December 31, 2019.

Our Industry

U.S. Mortgage Market

The U.S. residential mortgage market is one of the largest in the world, with over \$11.1 trillion of debt outstanding as of September 30, 2019, and includes a range of private and government-sponsored participants. Private industry participants include mortgage banks, mortgage brokers, commercial, regional and investment banks, savings institutions, credit unions, REITs, mortgage insurers and other financial institutions. Public participants include government agencies such as the Federal Housing Administration, or FHA, the Veterans Administration, or VA, the U.S. Department of Agriculture Rural Development program and the Government National Mortgage Association, or Ginnie Mae, as well as government-sponsored enterprises such as Fannie Mae and Freddie Mac. The overall U.S. residential mortgage market encompasses both primary and secondary

markets. The primary market consists of lenders originating home loans to borrowers, and includes loans made to support home purchases, which are referred to as purchase originations, and loans made to refinance existing mortgages, which are referred to as refinancing originations. The secondary market includes institutions buying and selling mortgages in the form of whole loans or securitized assets, such as mortgage-backed securities.

GSEs

The GSEs are the largest participants in the secondary mortgage market, buying residential mortgages from banks and other primary lenders as part of their government mandate to provide liquidity and stability in the U.S. housing finance system. According to the Federal Reserve, the GSEs held or guaranteed approximately \$4.9 trillion, or 44.1%, of total U.S. residential mortgage debt outstanding as of September 30, 2019. Their charters generally prohibit the GSEs from purchasing a low down payment loan unless that loan is insured by a GSE-approved mortgage insurer, the mortgage seller retains at least a 10% participation in the loan or the seller agrees to repurchase or replace the loan in the event of a default. Historically, private mortgage insurance has been the preferred method utilized to meet this GSE charter requirement. As a result, the private mortgage insurance industry in the United States is driven in large part by the business practices and mortgage insurance requirements of the GSEs.

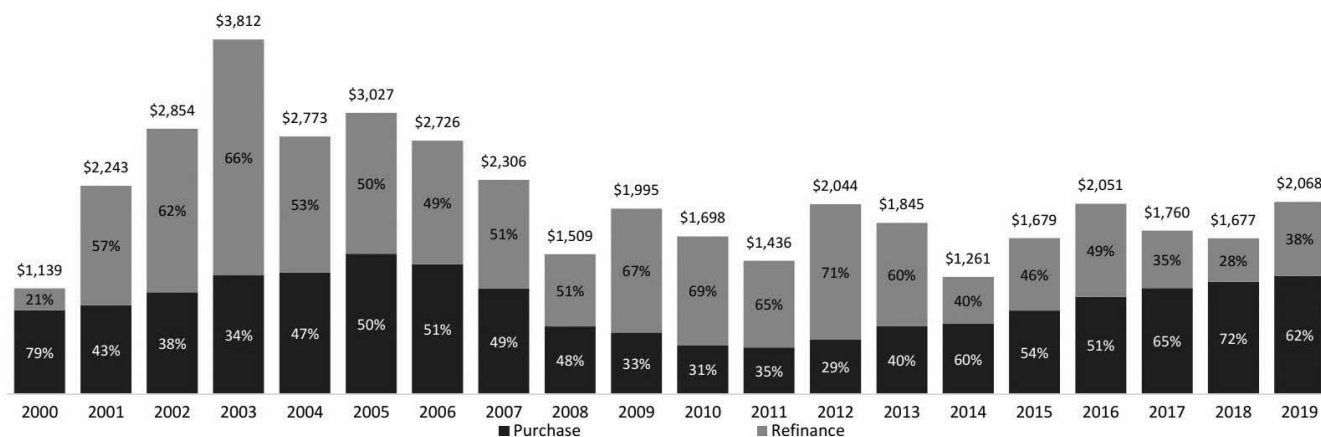
Mortgage Insurance

Mortgage insurance plays a critical role in the U.S. residential mortgage market by facilitating secondary market sales and by providing lenders and investors a means to diversify their exposures and mitigate mortgage credit risk. Mortgage insurance is provided by both private companies, such as Essent, and government agencies, such as the FHA and the VA. From 2000 through 2019, an average of 24.7% of total annual mortgage origination volume utilized mortgage insurance.

Mortgage insurance industry volumes are influenced by total mortgage originations, and the mix between purchase and refinancing originations. Historically, mortgage insurance utilization has been meaningfully higher in purchase originations compared to refinancing originations. In 2019, total U.S. residential mortgage origination volume was estimated at \$2.07 trillion, comprised of \$1.27 trillion of purchase originations and \$796 billion of refinancing originations. In the years immediately following the 2007-2008 financial crisis, historically low interest rates and special refinance programs, such as the Home Affordable Refinance Program, or HARP, caused refinancing volume to significantly outpace purchase originations. Purchase originations, however, have accounted for an increasing percentage of the overall mortgage market in recent years as favorable housing market fundamentals have stimulated growth in home buying activity and a general trend over the past 10 years of rising interest rates has slowed refinancing volume over that period.

The following graph provides detail on trends in total residential mortgage originations and the breakdown of the market between purchase and refinancing volume.

Residential Purchase vs. Refinancing Mortgage Originations (\$ in billions)



Source: Mortgage Bankers Association

Financial Crisis and Recovery

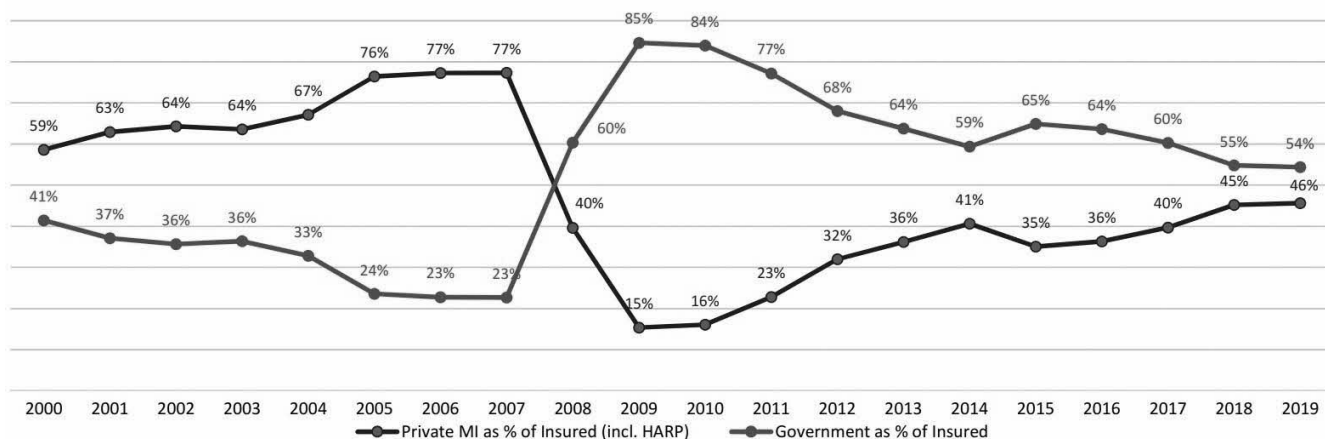
The severe economic and housing market dislocation experienced as a result of the 2007-2008 financial crisis had a profound impact on our industry. Incumbent insurers experienced record high claims activity and sustained significant financial losses, resulting in depleted capital positions. Three private mortgage insurers who wrote more than \$125 billion of NIW in 2007, accounting for approximately 36% of total private mortgage insurance market NIW that year, have since exited the market, and several other insurers were forced, in the years following the crisis, to raise capital to repair their balance sheets and remain in operation. Although certain remaining incumbent insurers continue to deal with legacy, pre-crisis, challenges, improved housing market fundamentals and the high credit quality of post-crisis new business have, and we expect will continue to, support improved growth and profitability in the private mortgage insurance sector.

Prior to the financial crisis, private mortgage insurers accounted for the majority of the insured mortgage origination market. In 2007, private mortgage insurance represented 77.3% of insured mortgages and covered 15.5% of the total residential mortgage origination volume. As a result of the 2007-2008 financial crisis, government agencies began to insure an increasing percentage of the market as incumbent private insurers came under significant financial stress. By 2009, private mortgage insurance represented only 15.4% of the insured mortgage market and covered 4.1% of the total residential mortgage origination volume.

The private mortgage insurance industry, however, has more than doubled its share of the total insured market since 2009, leading to higher private mortgage insurance penetration of the total mortgage origination market. In 2019, private mortgage insurance increased to an estimated 46% of the total insured market and covered 19% of the total mortgage origination volume. These gains have been driven in part by the improved financial position of incumbent insurers, the influx of private capital into the sector to support post-crisis entrants such as Essent, and aggregate increase since 2010 in the mortgage insurance premium rates and upfront fees charged for FHA insurance.

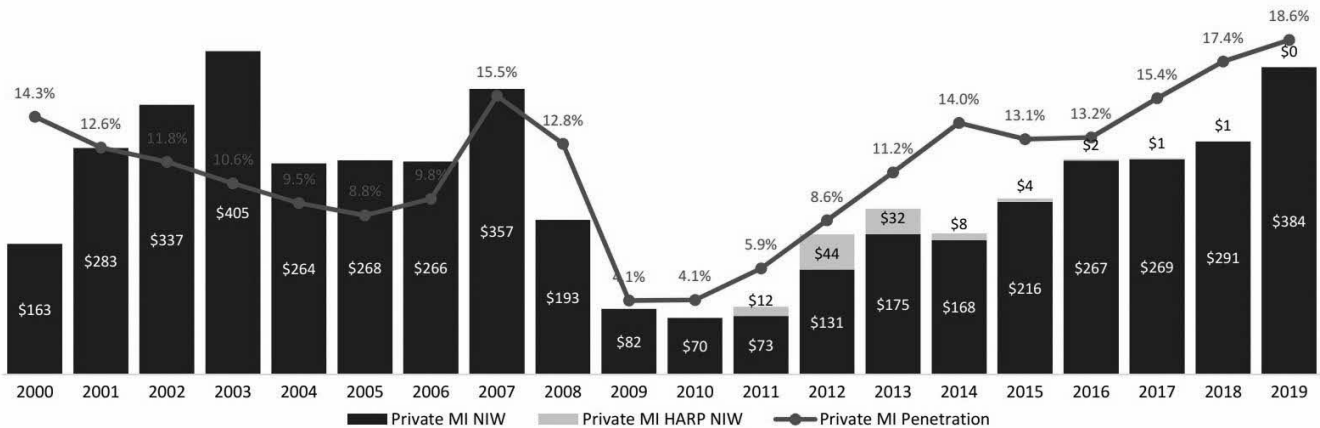
The charts below detail the relative share of the insured mortgage market covered by public and private participants, and historical NIW trends in the mortgage insurance market and private mortgage insurance penetration rates, which represents private mortgage insurance NIW to total U.S. residential mortgage origination volume.

Relative Share of Private and Public Mortgage Insurance



Source: Inside Mortgage Finance

Private mortgage insurance NIW (\$ in billions)



Source: Inside Mortgage Finance, except for total originations for the purpose of calculating private mortgage insurance penetration, which is based on Mortgage Bankers Association. For 2011 through 2019, private mortgage insurance penetration includes private mortgage insurance NIW originated under HARP.

Competition

The private mortgage insurance industry is highly competitive. Private mortgage insurers generally compete on the basis of pricing, customer relationships, underwriting guidelines, terms and conditions, financial strength, reputation, the strength of management and field organizations, the effective use of technology, and innovation in the delivery and servicing of insurance products. The private mortgage insurance industry currently consists of six active private mortgage insurers: Essent Guaranty, Arch Mortgage Insurance Company, Genworth Financial, Inc., Mortgage Guaranty Insurance Corporation, National Mortgage Insurance Corporation and Radian Guaranty Inc.

We and other private mortgage insurers compete directly with Federal and state governmental and quasi-governmental agencies that provide mortgage insurance, principally, the FHA and, to a lesser degree, the VA. As discussed above, the FHA's share of the mortgage insurance market increased as a result of the 2007-2008 financial crisis, and since 2009 has decreased as the private mortgage insurance industry has recovered and FHA premiums have increased in the aggregate. In addition to competition from the FHA and the VA, we and other private mortgage insurers currently face limited competition from state-sponsored mortgage insurance funds in several states, including California and New York. From time to time, other state legislatures and agencies consider expanding the authority of their state governments to insure residential mortgages.

Our industry also competes with products designed to eliminate the need for private mortgage insurance, such as "piggyback loans," which combine a first lien loan with a second lien in order to meet the 80% loan-to-value threshold required for sale to the GSEs without certain credit protections. In addition, we compete with investors willing to hold credit risk on their own balance sheets without credit enhancement and, in some markets, with alternative forms of credit enhancement such as structured finance products and derivatives.

Our Products and Services

Mortgage Insurance

In general, there are two principal types of private mortgage insurance, primary and pool.

Primary Mortgage Insurance

Primary mortgage insurance provides protection on individual loans at specified coverage percentages. Primary mortgage insurance is typically offered to customers on individual loans at the time of origination on a flow (i.e., loan-by-loan) basis, but can also be written in bulk transactions (in which each loan in a portfolio of loans is insured in a single transaction). A substantial majority of our policies are primary mortgage insurance.

Customers that purchase our primary mortgage insurance select a specific coverage level for each insured loan. To be eligible for purchase by a GSE, a low down payment loan must comply with the coverage percentages established by that GSE. For loans not sold to the GSEs, the customer determines its desired coverage percentage. Generally, our risk across all policies written is approximately 25% of the underlying primary insurance in force, but may vary from policy to policy between 6% and 35% coverage.

We file our premium rates with the insurance departments of the 50 states and the District of Columbia as required. Premium rates cannot be changed after the issuance of coverage and premiums applicable to an individual loan are based on a broad spectrum of risk variables including coverage percentages, loan-to-value, or LTV, loan and property attributes, and borrower risk characteristics. See "Management's Discussion and Analysis of Financial Condition and Results of Operations—Factors Affecting Our Results of Operations—Net Premiums Written and Earned" and "—Key Performance Indicators—Average Net Premium Rate."

Premium payments for primary mortgage insurance coverage are typically made by the borrower. Mortgage insurance paid directly by the borrower is referred to as borrower-paid mortgage insurance, or "BPMI." If the borrower is not required to pay the premium, then the premium is paid by the lender, who may recover the premium through an increase in the note rate on the mortgage or higher origination fees. Loans for which premiums are paid by the lender are referred to as lender-paid mortgage insurance, or "LPMI." In either case, the payment of premium to us generally is the legal responsibility of the insured.

Premiums are generally calculated as a percentage of the original principal balance and may be paid as follows:

- monthly, where premiums are collected on a monthly basis over the life of the policy;
- in a single payment, where the entire premium is paid upfront at the time the mortgage loan is originated;
- annually, where premiums are paid in advance for the subsequent 12 months; or
- on a "split" basis, where an initial premium is paid upfront along with subsequent monthly payments.

As of December 31, 2019, substantially all of our policies are monthly or single premium policies.

In general, we may not terminate mortgage insurance coverage except in the event there is non-payment of premiums or certain material violations of our mortgage insurance policies. The insured may cancel mortgage insurance coverage at any time at their option or upon mortgage repayment. GSE guidelines generally provide that a borrower meeting certain conditions may require the mortgage servicer to cancel mortgage insurance coverage upon the borrower's request when the principal balance of the loan is 80% or less of the property's current value. The Homeowners Protection Act of 1998, or HOPA, also requires the automatic termination of BPMI on most loans when the LTV ratio, based upon the original property value and amortized loan balance, reaches 78%, and provides for cancellation of BPMI upon a borrower's request when the LTV ratio, based on the current value of the property, reaches 80%, upon satisfaction of the conditions set forth in HOPA. See "—Regulation—Federal Mortgage—Related Laws and Regulations—Homeowners Protection Act of 1988" below. In addition, some states impose their own mortgage insurance notice and cancellation requirements on mortgage loan servicers.

The GSEs have implemented certain guidelines that may provide more flexibility to certain borrowers to cancel mortgage insurance than is required for such loans under HOPA. For example, borrowers may request termination of mortgage insurance based on the current value of the property if certain loan-to-value and seasoning requirements are met and the borrower has an acceptable payment history. For loans seasoned between two and five years, the loan-to-value ratio must be 75% or less, and for loans seasoned more than five years, the loan-to-value ratio must be 80% or less. If the borrower has made substantial improvements to the property, the GSEs allow for cancellation once the loan-to-value ratio reaches 80% or less with no minimum seasoning requirement. In addition, GSE servicing guidelines currently require servicers to cancel BPMI on second homes with a 78% loan-to-value ratio, whereas HOPA applies to principal residences and excludes second homes.

Pool Insurance

Pool insurance is typically used to provide additional credit enhancement for certain secondary market and other mortgage transactions. Pool insurance generally covers the excess of the loss on a defaulted mortgage loan that exceeds the claim payment under the primary coverage, if such loan has primary coverage, as well as the total loss on a defaulted mortgage loan that did not have primary coverage. Pool insurance may have a stated aggregate loss limit for a pool of loans and may also have a deductible under which no losses are paid by the insurer until losses on the pool of loans exceed the deductible. In another variation, generally referred to as modified pool insurance, policies are structured to include an exposure limit for each individual loan as well as an aggregate loss limit or a deductible for the entire pool.

Master Policy

We issue a master policy to each customer approved as a counterparty by our risk department before accepting their applications for insurance. The master policy, along with its related endorsements and certificates, sets forth the general terms and conditions of our mortgage insurance coverage, including loan eligibility requirements, coverage terms, policy

administration, premium payment obligations, exclusions or reductions in coverage, conditions precedent to payment of a claim, claim payment requirements, subrogation and other matters attendant to our coverage.

Mortgage insurance master policies generally protect mortgage insurers from the risk of material misrepresentations and fraud in the origination of an insured loan by establishing the right to rescind coverage in such event. Pursuant to the current minimum standards for mortgage insurer master policies, which we refer to as the "Rescission Relief Principles," instituted by the GSEs and the Federal Housing Finance Agency, or FHFA, master policies provide rescission relief for loans that remain current up to 36 months after origination and that have not experienced more than two late payments of 30 days or more and have never been 60 days late, and are permitted to provide rescission relief after 12 payments provided the mortgage insurer can independently validate the representations for which it provides rescission relief. The current Rescission Relief Principles require that the master policies reserve rescission rights with respect to fraud committed by the insured or those under its control and certain patterns of fraud.

The GSEs and the FHFA have adopted revised Rescission Relief Principles which require mortgage insurers to implement conforming master policies in 2020. Effective March 1, 2020, we will implement a new master policy that will implement the revised Rescission Relief Principles. The new master policy will add requirements that rescission relief be provided for loans that are current after 60 payments and permit provision of rescission relief concurrent with independent validation of representations, including validation by use of duly approved automated tools. The new master policy will also reserve rescission rights with respect to fraud committed by any party in connection with the origination or closing of a loan or application for mortgage insurance (provided, however, that the exclusion for fraud by borrowers may be sunset after the borrower has made 12 timely payments) and certain patterns of fraud or data inaccuracies and permit the mortgage insurer to offer certain alternatives to rescission. See "Risk Factors—Risks Relating to Our Business—*Changes in the business practices of the GSEs, including actions or decisions to decrease or discontinue the use of mortgage insurance or changes in the GSEs' eligibility requirements for mortgage insurers, could reduce our revenues or adversely affect our profitability and returns*" elsewhere in this Annual Report and "—Regulation—Direct U.S. Regulation—GSE Qualified Mortgage Insurer Requirements" below.

Contract Underwriting

In addition to offering mortgage insurance, we provide contract underwriting services on a limited basis. As a part of these services, we assess whether data provided by the customer relating to a mortgage application complies with the customer's loan underwriting guidelines. These services are provided for loans that require private mortgage insurance, as well as for loans that do not require private mortgage insurance. Under the terms of our contract underwriting agreements with customers and subject to contractual limitations on liability, we agree to indemnify the customer against losses incurred in the event that we make an underwriting error which materially restricts or impairs the saleability of a loan, results in a material reduction in the value of a loan or results in the customer being required to repurchase a loan. The indemnification may be in the form of monetary or other remedies, subject to per loan and annual limitations. See "Risk Factors—Risks Relating to Our Business—*We face risks associated with our contract underwriting business.*"

Bermuda-Based Insurance and Reinsurance

We offer mortgage-related insurance and reinsurance through Essent Re, a Class 3A insurance company licensed pursuant to Section 4 of the Bermuda Insurance Act 1978. Essent Re provides insurance or reinsurance relating to the GSE risk share and other reinsurance transactions. Essent Re also reinsures 25% of Essent Guaranty's NIW under a quota share reinsurance agreement. Essent Re also provides underwriting consulting services to third-party reinsurers through its wholly-owned subsidiary, Essent Agency (Bermuda) Ltd.

Our Mortgage Insurance Portfolio

All of our policies in force were written since May 2010. The following data presents information on our primary mortgage insurance portfolio for policies written by Essent Guaranty.

Insurance in Force by Policy Year

The following table sets forth our insurance in force, or IIF, as of December 31, 2019, by year of policy origination. IIF refers to the unpaid principal balance of mortgage loans that we insure.

(\$ in thousands)	\$	%
2019	\$ 59,475,337	36.3%
2018	35,318,382	21.5
2017	29,606,165	18.1
2016	19,022,616	11.6
2015	9,896,050	6.0
2014 and prior	10,687,303	6.5
	<u>\$ 164,005,853</u>	<u>100.0%</u>

Portfolio Characteristics

The following tables reflect our IIF and risk in force, or RIF, amounts by borrower credit scores at origination, LTV at origination, and IIF by loan type and amortization, each as of December 31, 2019 and 2018. RIF refers to the product of the coverage percentage applied to the unpaid principal balance of mortgage loans that we insure.

Portfolio by Credit Score

IIF by FICO score (\$ in thousands)	December 31,			
	2019		2018	
>=760	\$ 68,123,523	41.5%	\$ 59,249,659	43.0%
740-759	27,886,603	17.0	22,843,145	16.6
720-739	24,069,139	14.7	19,898,885	14.5
700-719	19,183,219	11.7	15,714,206	11.4
680-699	13,713,164	8.4	11,299,829	8.2
<=679	11,030,205	6.7	8,715,062	6.3
Total	<u>\$164,005,853</u>	<u>100.0%</u>	<u>\$137,720,786</u>	<u>100.0%</u>

Gross RIF (1) by FICO score (\$ in thousands)	December 31,			
	2019		2018	
>=760	\$ 17,082,683	41.3%	\$ 14,789,783	42.9%
740-759	7,056,654	17.0	5,736,432	16.6
720-739	6,150,334	14.9	5,036,063	14.6
700-719	4,873,597	11.8	3,943,925	11.4
680-699	3,491,755	8.4	2,846,297	8.3
<=679	2,747,927	6.6	2,129,948	6.2
Total	<u>\$ 41,402,950</u>	<u>100.0%</u>	<u>\$ 34,482,448</u>	<u>100.0%</u>

(1) Gross RIF includes risk ceded under third-party reinsurance.

Portfolio by LTV

IIF by LTV (\$ in thousands)	December 31,			
	2019		2018	
85.00% and below	\$ 17,128,008	10.5%	\$ 15,123,578	11.0%
85.01% to 90.00%	46,771,386	28.5	41,020,839	29.8
90.01% to 95.00%	76,611,494	46.7	66,028,990	47.9
95.01% and above	23,494,965	14.3	15,547,379	11.3
Total	<u>\$ 164,005,853</u>	<u>100.0%</u>	<u>\$ 137,720,786</u>	<u>100.0%</u>

Gross RIF (1) by LTV (\$ in thousands)	December 31,			
	2019		2018	
85.00% and below	\$ 1,977,361	4.8%	\$ 1,741,823	5.1%
85.01% to 90.00%	11,249,383	27.2	9,819,171	28.5
90.01% to 95.00%	21,981,598	53.1	18,912,421	54.8
95.01% and above	6,194,608	14.9	4,009,033	11.6
Total	<u>\$ 41,402,950</u>	<u>100.0%</u>	<u>\$ 34,482,448</u>	<u>100.0%</u>

(1) Gross RIF includes risk ceded under third-party reinsurance.

Portfolio by Loan Amortization Period

IIF by Loan Amortization Period (\$ in thousands)	December 31,			
	2019		2018	
FRM 30 years and higher	\$ 154,905,519	94.5%	\$ 128,083,429	93.0%
FRM 20-25 years	2,854,560	1.7	2,965,782	2.2
FRM 15 years	3,300,715	2.0	3,445,447	2.5
ARM 5 years and higher	2,945,059	1.8	3,226,128	2.3
Total	<u>\$ 164,005,853</u>	<u>100.0%</u>	<u>\$ 137,720,786</u>	<u>100.0%</u>

Portfolio by Geography

Our in force portfolio is geographically diverse. As of December 31, 2019, only three states accounted for greater than 5% of our portfolio and no single metropolitan statistical area accounted for greater than 3% of our portfolio, as measured by either IIF or Gross RIF. The following tables provide detail of the IIF and Gross RIF in our top ten most concentrated states and our top ten most concentrated U.S. metropolitan statistical areas as of December 31, 2019 and 2018.

Top Ten States

	December 31,	
	2019	2018
IIF by State		
CA	10.0%	9.1%
TX	8.6	7.9
FL	7.9	7.4
WA	4.4	4.7
CO	3.7	3.4
IL	3.7	3.8
NJ	3.6	3.8
OH	3.4	3.3
NC	3.3	3.5
AZ	3.3	3.1
All Others	48.1	50.0
Total	100.0%	100.0%

	December 31,	
	2019	2018
Gross RIF by State		
CA	9.8%	8.9%
TX	8.9	8.1
FL	8.0	7.5
WA	4.4	4.7
CO	3.6	3.3
NJ	3.6	3.7
IL	3.5	3.8
OH	3.3	3.3
NC	3.3	3.5
GA	3.3	3.5
All Others	48.3	49.7
Total	100.0%	100.0%

Top Ten Metropolitan Statistical Areas

	December 31,	
	2019	2018
IIF by Metropolitan Statistical Area		
Phoenix-Mesa-Chandler, AZ	2.7%	2.6%
Washington-Arlington-Alexandria, DC-VA-MD-WV	2.5	2.5
Chicago-Naperville-Evanston, IL	2.5	2.6
Houston-The Woodlands-Sugar Land, TX	2.4	2.2
Atlanta-Sandy Springs-Alpharetta, GA	2.4	2.5
Denver-Aurora-Lakewood, CO	2.3	2.1
Minneapolis-St. Paul-Bloomington, MN-WI	2.3	2.4
Los Angeles-Long Beach-Glendale, CA	2.0	1.9
Seattle-Bellevue-Kent, WA	2.0	2.2
Dallas-Plano-Irving, TX	2.0	1.8
All Others	76.9	77.2
Total	<u>100.0%</u>	<u>100.0%</u>

	December 31,	
	2019	2018
Gross RIF by Metropolitan Statistical Area		
Phoenix-Mesa-Chandler, AZ	2.7%	2.5%
Washington-Arlington-Alexandria, DC-VA-MD-WV	2.5	2.4
Houston-The Woodlands-Sugar Land, TX	2.5	2.3
Atlanta-Sandy Springs-Alpharetta, GA	2.4	2.6
Chicago-Naperville-Evanston, IL	2.3	2.5
Minneapolis-St. Paul-Bloomington, MN-WI	2.3	2.4
Denver-Aurora-Lakewood, CO	2.3	2.1
Dallas-Plano-Irving, TX	2.0	1.8
Seattle-Bellevue-Kent, WA	2.0	2.2
Los Angeles-Long Beach-Glendale, CA	2.0	1.8
All Others	77.0	77.4
Total	<u>100.0%</u>	<u>100.0%</u>

Customers

Our customers consist of originators of residential mortgage loans, such as regulated depository institutions, mortgage banks, credit unions and other lenders. We classify our customers into two broad categories and target our marketing efforts based on the customer's operating model and whether decisions to select a mortgage insurance provider are made centrally, or at the field or customer branch level:

- *Centralized*—Centralized customers make decisions regarding the placement and allocation of mortgage insurance among their approved private mortgage insurers at the corporate level. Generally, these customers consist of the larger, national mortgage originators which originate loans across multiple states, but there are several regional and mid-size lenders which use this method as well.
- *Decentralized*—Decentralized customers make mortgage insurance purchasing decisions at the field or branch level. These customers generally are more prevalent with regional and mid-size lenders which originate mortgages in a smaller geographic footprint, but are also seen, on a limited basis, among some national lenders.

We seek to maintain strong institutional relationships with all our customers. We provide them with ongoing risk, sales, training, service and product development support. We maintain regular and ongoing dialogue with our customers to develop an in-depth understanding of their strategies and needs, to share market perspectives and industry best practices, and to offer tailored solutions and training where necessary on a local level.

Our top ten customers generated 42.8% of our NIW on a flow basis during the year ended December 31, 2019, compared to 43.5% and 45.8% for the years ended December 31, 2018 and 2017, respectively. For the year ended December 31, 2019, one customer, Quicken Loans Inc., exceeded 10% of our consolidated revenue. The loss of any of our larger customers could have a material adverse impact on us and our business. See "Risk Factors—Risks Relating to Our Business—*Our revenues, profitability and returns would decline if we lose a significant customer.*"

Sales and Marketing

Our sales and marketing efforts are designed to help us establish and maintain in-depth, quality customer relationships. We organize our sales and marketing efforts based on our centralized and decentralized customer segmentation, giving additional consideration to a customer's geographic location and whether its lending footprint is national or regional in nature.

We emphasize a collaborative approach with our customers that includes a number of educational offerings and joint product development and marketing initiatives:

- *Regular Portfolio and Risk Management Reviews.* We conduct periodic insured mortgage portfolio reviews with customers, including detailed loan performance metrics.
- *Joint Product Development and Marketing Initiatives.* We emphasize the development of specialized products and programs that provide increased opportunities for customers and address targeted segments of the market. We recognize the value in developing new products collaboratively with our customers. We also work closely with customers to understand their strategic priorities and business objectives while identifying opportunities that will enhance and complement the customers' marketing activities.
- *Customer Service, Support and Trainings.* We have an experienced and knowledgeable customer services team that strives to provide premier service to our customers. We dedicate service representatives to our customers so they can establish relationships with their customer peers and become thoroughly familiar with unique customer systems, processes and service needs. We have developed mortgage industry training courses that are offered to our customers as a value added service. We have an experienced team that maintains the course materials so that they are relevant and current and who facilitate training sessions for our customers.

We have an experienced team of national and regional account managers strategically deployed nationwide that markets our mortgage insurance products and support services.

We assign national account managers to each of the national lenders, providing a point of communication between us and the customer's senior management team. These professionals are responsible for the development and execution of sales and marketing strategies aimed at growing customer volumes and ensuring each customer's needs are understood and helping them to pursue their strategies. The national account managers also coordinate the direct communication of customers with our underwriting and risk management groups to provide a continual flow of information between the organizations.

We also have regional account managers and dedicated support staff operating in defined geographic regions. Our regional account managers play a similar role to our national account managers with respect to customer relationship management, education and customer training, serving as our primary point of contact for small and mid-sized regional lenders operating in a given territory. Regional account managers also support our national account team by assisting with our efforts to directly market and service the branch locations of certain national lenders.

We support our national and regional sales force, and improve their effectiveness in acquiring new customers, by raising our brand awareness through advertising and marketing campaigns, website enhancements, electronic communication strategies and sponsorship of industry and educational events.

We continue to build our sales force by hiring qualified mortgage professionals who generally have well-established relationships with industry-leading lenders and significant experience in both mortgage insurance and mortgage lending. Our approach is reflected in and supported by our compensation structure, pursuant to which we have successfully implemented a

non-commission-based structure that includes an equity ownership program, which we believe aligns their efforts with our long-term corporate objectives, including providing better customer service and better risk selection.

Information Technology and Cybersecurity

We have a highly automated business that relies on information technology. We accept insurance applications through electronic submission and issue electronic insurance approvals. In order to facilitate this process, we establish direct connections to the origination and servicing systems of our customers and servicers, which may require a significant upfront investment. We also provide our customers secure access to our web-based mortgage insurance ordering and servicing systems to facilitate transactions.

We continue to upgrade and enhance our systems and technology, including:

- investing in new customer-facing technology that enables our customers to transact business faster and easier, whether over an internet browser or through direct system-to-system interfacing with our customers' loan origination and servicing systems;
- integrating our platform with third-party technology providers used by our customers in their loan origination process and for ordering mortgage insurance;
- supporting a business rules engine that automatically enforces our eligibility guidelines and pricing rules at the time the mortgage insurance application is submitted; and
- implementing advanced business process management software that focuses on improving our underwriting productivity and that may also be used to improve our quality assurance and loss management functions.

We believe that our technology, together with our information technology team, greatly enhances our operating efficiency and creates competitive advantages. Our team is experienced in large-scale project delivery, including mortgage insurance administration systems and the development of web-enabled servicing capabilities. Technology costs are managed by standardizing our technology infrastructure, consolidating application systems, managing project execution risks and using contract employees as needed.

As for all institutions involved in financial services, information security represents a significant operational risk. To mitigate this risk, Essent has developed and manages comprehensive information security program dedicated to protecting data entrusted to us by our clients as well as our own proprietary corporate information. Essent's approach is a considered a defense-in-depth strategy, with multiple tiers of security controls and monitoring. Essent has developed our security program using National Institute of Standards and Technology Cybersecurity Framework (the "NIST") as our benchmark to manage cybersecurity-related risks. Based on NIST, we have designed our security services, including but not limited to, Application Security, Vulnerability Management and Data Protection, Threat Detection and Incident Response. We test our programs effectiveness and readiness through table top exercises, regular external and internal penetration testing, "Red Team" testing and other means to ensure our program is effectively meeting our program goals as designed.

Our commitment to our information security program extends across the organization. We have an information security committee comprised of cross-departmental company executives and IT leaders to ensure that we maintain strong governance mechanisms and to ensure compliance with our security policies and procedures. Additionally, our board of directors, led by the board's technology, innovation and operations committee, actively oversees our information security program, with Essent's management providing that committee with regular updates and reporting on our IT strategy, including information security strategies and initiatives, event preparedness and incremental improvement efforts. Although our information security program is designed to attempt to prevent, detect and respond to unauthorized use or disclosure of confidential information, including non-public personal information, there can be no assurance that such use or disclosure will not occur. See "Risk Factors—Risks Relating to Our Business—*The security of our information technology systems may be compromised and confidential information, including non-public personal information that we maintain, could be improperly disclosed.*"

Underwriting

We have established underwriting guidelines that we believe protect our balance sheet and result in the insurance of high quality business. Most applications for mortgage insurance are submitted to us electronically, and we rely upon the lender's representations and warranties that the data submitted is true and correct when making our insurance decision. Our underwriting guidelines incorporate credit eligibility requirements that, among other things, restrict our coverage to mortgages

that meet our requirements with respect to borrower FICO scores, maximum debt-to-income levels, maximum LTV ratios and documentation requirements. Our underwriting guidelines also limit the coverage we provide for mortgages made with certain high risk features, including those for cash-out refinance, second homes or investment properties.

We regularly seek to enhance our underwriting guidelines through extensive data gathering, detailed loan level risk analysis, and assessments of trends in key macroeconomic factors such as housing prices, interest rates and employment. We utilize proprietary models that enable us to assess individual loan risks with a high degree of granularity and set pricing for our policies within a risk-adjusted return framework. See "—Risk Management" below. We have adopted a balanced underwriting approach, which considers our risk analysis, return objectives and market factors.

At present, our underwriting guidelines are broadly consistent with those of the GSEs. Many of our customers use the GSEs' automated loan underwriting systems, Desktop Underwriter® and Loan Prospector®, for making credit determinations. We accept the underwriting decisions made by the GSEs' underwriting systems, subject to certain additional limitations and requirements. We monitor the GSEs for updates to these systems, and may engage in a deeper review for the more substantive releases. Our reviews may result in the maintenance or implementation of additional eligibility requirements. In addition, the performance results of loans scored via automated underwriting systems are monitored within our portfolio management protocols.

Our primary mortgage insurance policies are issued through one of two programs:

- *Delegated Underwriting.* We delegate to eligible customers the ability to underwrite the loans based on agreed-upon underwriting guidelines. To perform delegated underwriting, customers must be approved by our risk management group. See "—Risk Management—Loan Life Cycle Risk Management" below. Some customers prefer to assume underwriting responsibilities because it is more efficient within their loan origination process. Because this delegated underwriting is performed by third parties, we regularly perform quality assurance reviews on a sample of delegated loans to assess compliance with our guidelines. As of December 31, 2019, approximately 62% of our insurance in force had been originated on a delegated basis, compared to 62% as of December 31, 2018. See "Risk Factors—Risks Relating to Our Business—*Our delegated underwriting program may subject our mortgage insurance business to unanticipated claims.*"
- *Non-Delegated Underwriting.* Customers who choose not to participate in, or do not qualify for, our delegated underwriting program submit loan files to us so that we may reach a decision as to whether we will insure the loan. In addition, customers participating in our delegated underwriting program may choose not to use their delegated authority, and instead may submit loans for our independent underwriting. Some customers prefer our non-delegated program because we assume underwriting responsibility and will not rescind coverage if we make an underwriting error, subject to the terms of our master policy. We seek to ensure that our employees properly underwrite our loans through quality assurance sampling, loan performance monitoring and training. As of December 31, 2019, approximately 38% of our insurance in force had been originated on a non-delegated basis, compared to 38% as of December 31, 2018.

We maintain primary underwriting centers in Radnor, Pennsylvania, Winston-Salem, North Carolina and Irvine, California. We believe that the geographical distribution of our underwriting staff allows us to make underwriting determinations across different time zones and to best serve customers across the United States. Although our employees conduct the substantial majority of our non-delegated underwriting, we engage underwriters on an outsourced basis from time to time in order to provide temporary underwriting capacity.

Risk Management

We have established risk management controls throughout our organization and have a risk management framework that we believe reduces the volatility of our financial results and capital position. The risk committee of our board of directors has formal oversight responsibility for the risks associated with our business and is supported by a management risk committee, chaired by our Chief Risk Officer, comprised of senior members of our executive management team.

We believe that our risk management framework encompasses all of the major risks we face, including our mortgage insurance portfolio, investment risk, liquidity risk and regulatory compliance risk, among others. The majority of our risk analysis is directed toward the risks embedded in our mortgage insurance portfolio. As such, we have established a risk management approach that analyzes the risk across the full life cycle of a mortgage, into what we term the "loan life cycle."

Loan Life Cycle Risk Management

We generally break down the loan life cycle risk management process into three components:

- *Customer qualification*—customer review and approval process;
- *Policy acquisition*—loan underwriting, valuation and risk approval; and
- *Portfolio management*—loan performance and lender monitoring with continuous oversight through the settlement of a claim.

Customer qualification involves a process in which we diligence a potential customer's financial resources, operational practices, management experience and track record of originating quality mortgages prior to formalizing a customer relationship. We leverage the experience of our management team to pre-screen lenders prior to formally engaging and performing a lender qualification review. Once engaged, our counterparty risk management team conducts a lender qualification review with oversight from the management risk committee. Approved lenders are subject to clear parameters regarding underwriting delegation status, credit guideline requirements and variances and collateral thresholds and volume mix expectations for loan diversification.

The policy acquisition process involves the establishment of underwriting guidelines, pricing schedules and aggregate risk limits. See "—Underwriting" above. These guidelines and schedules are coded in our credit risk rule engine which is utilized to screen each loan underwritten, and are constructed to ensure prudent risk acquisition with adequate return on capital. These guidelines and schedules are maintained and periodically reviewed by our risk management team and adjusted to reflect the most current risk assessment based on ongoing experience in the insurance portfolio as well as industry loan quality trends.

The portfolio management process involves two main functions, quality assurance, or QA, reviews, and a comprehensive surveillance protocol, in order to provide customers timely feedback that fosters high quality loan production. Through our QA process, we review a statistically significant sample of individual mortgages from our customers to ensure that the loans accepted through our underwriting process meet our pre-determined eligibility and underwriting criteria. The QA process allows us to identify trends in lender underwriting and origination practices, as well as to back-test underlying reasons for delinquencies, defaults and claims within our portfolio. The information gathered from the QA process is incorporated into our policy acquisition function and is intended to prevent continued aggregation of underperforming risks. Our surveillance protocol maintains oversight over customer and vendor activities, industry dynamics, production trends and portfolio performance. The portfolio management process also involves loss mitigation aimed to reduce both frequency and severity of non-performing risk. See "—Defaults and Claims" below.

Modeling and Analytics

Our risk management professionals are supported by substantial data analysis and sophisticated risk models. We have a dedicated modeling and analytics team which is responsible for delivering actionable models, tools, analysis and reporting to inform our credit underwriting and pricing decisions. The team analyzes mortgage, financial, economic and housing data to develop proprietary behavioral models that help us assess credit, prepayment and loss severity trends and collateral valuation models to help inform business decisions. Performance and profitability are evaluated across customers and products to identify the emergence of potential weaknesses and adverse risks. Geographic housing market analysis also is utilized in establishing market restrictions for certain products and segments. We utilize an economic capital framework to evaluate risk-adjusted returns. We also perform stress tests on our portfolio to analyze how our book of business may perform under adverse scenarios. We believe that our economic capital framework and stress testing analysis helps to inform our optimal capitalization targets, allowing us to prudently manage and protect our balance sheet.

Reinsurance

We proactively manage our risk exposure and capital in part through the use of third-party reinsurance arrangements. Since 2018, we have entered into several types of reinsurance arrangements:

- fully collateralized excess of loss reinsurance coverage on mortgage insurance policies that we have already issued with special purpose insurers funding such reinsurance obligations through the issuance of mortgage insurance-linked notes;

- excess of loss reinsurance arrangements with third party reinsurers on mortgage insurance policies that we have already issued; and
- quota share reinsurance arrangements in which third party reinsurers agree to prospectively reinsure a pro rata portion of the risk on policies that we write.

We believe that our reinsurance programs offer us a number of benefits, including:

- hedging against adverse losses in times of stress and mitigation of portfolio risk and volatility through the housing and economic cycle;
- providing capital relief under the various state insurance risk to capital framework, rating agency capital requirements and GSE PMIERS available asset requirements;
- providing a diversified source of capital to support and grow our business; and
- enhancing our counterparty strength and improving the sustainability of our franchise.

For additional information regarding our third-party reinsurance programs, see Note to our consolidated financial statements entitled "Reinsurance" included elsewhere in this Annual Report.

Defaults and Claims

Defaults

The default and claim cycle for a mortgage insurance policy begins with receipt of a default notice from the servicer. We consider a loan to be in default when we are notified by the servicer that the borrower has missed at least two consecutive monthly payments. Defaults may occur for a variety of reasons including death or illness, divorce or other family problems, unemployment, changes in economic conditions, declines in property values that cause the outstanding mortgage amount to exceed the value of a home or other events.

We expect servicers to make timely collection efforts on borrowers who have defaulted, and to attempt to restore the defaulted mortgage, and our mortgage insurance coverage, to current status. If the servicer cannot restore a borrower to current status, the servicer may be able to offer the borrower a forbearance or loan modification alternatives. Where these alternatives cannot cure the default, the servicer is responsible for pursuing remedies for the default, including foreclosure or acceptable foreclosure alternatives, certain of which, such as short sales and deeds in lieu of foreclosure, require our prior approval under the terms of our master policy. We have delegated certain authority to the GSEs and their servicers to exercise some of these alternatives. Among other requirements, servicers operate under protocols established by the GSEs. See "Risk Factors—Risks Relating to Our Business—*If servicers fail to adhere to appropriate servicing standards or experience disruptions to their businesses, our losses could unexpectedly increase.*"

The following table shows the number of primary insured loans and the percentage of loans insured by us that are in default as of December 31, 2019 and 2018:

Number of Loans in Default and Default Rate

	December 31,	
	2019	2018
Number of policies in force	702,925	608,135
Loans in default	5,947	4,024
Percentage of loans in default	0.85%	0.66%

Loan Defaults by Originating Year

Originating Year	December 31, 2019			December 31, 2018		
	Loans in Default	Percentage of policies written in period	Defaulted RIF (in thousands)	Loans in Default	Percentage of policies written in period	Defaulted RIF (in thousands)
2010	1	0.1%	\$ 50	—	—%	\$ —
2011	18	0.1	872	32	0.2	1,442
2012	84	0.2	3,896	106	0.2	5,193
2013	250	0.3	12,603	281	0.3	14,328
2014	535	0.5	29,568	585	0.5	32,322
2015	669	0.6	36,362	664	0.6	35,307
2016	948	0.7	51,304	900	0.6	49,287
2017	1,623	0.9	81,398	1,160	0.6	60,598
2018	1,398	0.7	76,955	296	0.2	17,012
2019	421	0.2	26,902	N/A	N/A	N/A
Total	<u>5,947</u>		<u>\$ 319,910</u>	<u>4,024</u>		<u>\$ 215,489</u>

We have experienced a low level of defaults to date. This is due, in part, to the weighted average life of our mortgage insurance portfolio being 23.3 months as of December 31, 2019, whereas the peak default period for insured mortgage loans has historically been three to six years after loan origination. As a result, we do expect default levels to increase as our portfolio seasons. We believe that in recent years the underwriting practices in the industry have improved substantially and that the quality of mortgage loans originated has been high. Consequently, we expect that the default rate and losses on the business we have underwritten to date will be favorable in comparison to the default rate and losses historically experienced by mortgage insurers. During the third quarter of 2017, certain regions of the U.S. experienced hurricanes which impacted our insured portfolio's performance. Loans in default identified as hurricane-related defaults resulting from those storms totaled 2,288 as of December 31, 2017. In the year ended December 31, 2018, 2,150 of the 2,288 defaults previously identified as hurricane-related were cured. Based on our experience to date and prior industry experience, we expect the ultimate number of hurricane-related defaults that result in claims will be less than the default-to-claim experience of non-hurricane-related defaults. In addition, under our master policy, our exposure may be limited on hurricane-related claims. For example, we are permitted to exclude a claim entirely where damage to the property underlying a mortgage was the proximate cause of the default and adjust a claim where the property underlying a mortgage in default is subject to unrestored physical damage.

Claims

Defaulted mortgages that are not cured turn into claims. The insured customer must acquire title to the property before submitting a claim. The time in which a customer may acquire title to a property through foreclosure varies, depending on the state in which the property is located. Historically, on average, mortgage insurers do not receive a request for claim payment until approximately 18 months following a default on a first-lien mortgage. This time lag has increased in recent years as the industry has experienced a slowdown in foreclosures (and, consequently, a slowdown in claims submitted to mortgage insurers) largely due to foreclosure moratoriums imposed by various government entities and lenders and increased scrutiny within the mortgage servicing industry on the foreclosure process.

Upon review and determination that a claim is valid, we generally have the following three settlement options:

- Percentage option—determined by multiplying the claim amount by the applicable coverage percentage, with the customer retaining title to the property. The claim amount is defined in the master policy as consisting of the unpaid loan principal, plus past due interest, subject to a defined maximum, and certain expenses associated with the default;
- Third-party sale option—pay the amount of the claim required to make the customer whole, commonly referred to as the "actual loss amount" (not to exceed our maximum liability as outlined under the percentage option), following an approved sale; or
- Acquisition option—pay the full claim amount and acquire title to the property.

We believe there are opportunities to mitigate losses between the time a loan defaults and the ultimate loss we may experience. Because of the small number of defaults and filed claims in our insurance portfolio to date, our opportunities to pursue these activities have been limited. However, we expect both defaulted loan counts and claim filings to increase as our portfolio grows and matures, expanding the potential benefit from these loss mitigation activities. Our loss mitigation and claims area is led by seasoned personnel supported by default tracking and claims processing capabilities within our integrated platform. Our loss mitigation staff is also actively engaged with our servicers and the GSEs with regard to appropriate servicing and loss mitigation practices.

Investment Portfolio

Our investment portfolio, including cash, comprises the largest single component of our balance sheet, representing 90.4% of our total assets at December 31, 2019. Our primary objectives with respect to our investment portfolio are to preserve capital, generate investment income and maintain sufficient liquidity to cover operating expenses and pay future insurance claims. As of December 31, 2019, predominantly all of our investment securities were rated investment-grade.

We have adopted and our board of directors has approved an investment policy that defines specific limits for asset sectors, single issuer, credit rating, asset duration, industry and geographic concentration and eligible and ineligible investments. Our senior management is responsible for the execution of our investment strategy and compliance with the adopted investment policy, and review of investment performance and strategy with the investment committee of the board of directors on a quarterly basis.

Our current strategy for the investment portfolio is focused primarily on the following: selecting fixed income securities; maintaining sufficient liquidity to meet expected and unexpected financial obligations; mitigating interest rate risk through management of asset durations; continuously monitoring investment quality; and limiting investments in assets that are highly correlated to the residential mortgage market.

We engage external asset managers to assist with the trading, investment research, investment due diligence and portfolio allocation within the guidelines that we have set. Approximately 91.6% of our investments available for sale were managed by external managers as of December 31, 2019. Assets not managed by external managers include securities on deposit with state regulatory agencies in connection with the insurance licenses and bonds issued by the U.S. Treasury and U.S. government agencies. To date, we have not used any derivatives to hedge any investment or business risks that we are currently assuming. We measure investment performance against market benchmarks on both total return and return volatility dimensions.

See "Management's Discussion and Analysis of Financial Condition and Results of Operations—Financial Condition—Investments" for information regarding the performance of our investment portfolio.

Regulation

Direct U.S. Regulation

We are subject to comprehensive, detailed regulation by Federal regulators and state insurance departments. State regulations are principally designed for the protection of the public and our insured policyholders, rather than for the benefit of investors. Although their scope varies, state insurance laws generally grant broad supervisory powers to agencies or to officials to examine insurance companies and to enforce rules or to exercise discretion affecting almost every significant aspect of the insurance business.

GSE Qualified Mortgage Insurer Requirements

Pursuant to their charters, Fannie Mae and Freddie Mac purchase or guaranty low down payment loans insured by entities that they determine to be qualified mortgage insurance companies. Our primary insurance subsidiary, Essent Guaranty, Inc., is currently approved by both Fannie Mae and Freddie Mac as a mortgage insurer.

The FHFA, as the conservator of the GSEs since 2008, has the authority to establish the priorities of the GSEs and to control and direct their operations. The FHFA has established a strategic plan for the GSEs, including the development by the GSEs of aligned counterparty risk management standards for mortgage insurers that include uniform master policy and eligibility requirements. See "—Our Products and Services—Mortgage Insurance—Master Policy" above.

Effective December 31, 2015, Fannie Mae and Freddie Mac, at the direction of the FHFA, implemented new coordinated Private Mortgage Insurer Eligibility Requirements, which we refer to as the "PMIERS." The PMIERS represent the standards by

which private mortgage insurers are eligible to provide mortgage insurance on loans owned or guaranteed by Fannie Mae and Freddie Mac. The PMIERS include financial strength requirements incorporating a risk-based framework that require approved insurers to have a sufficient level of liquid assets (which may be offset in part by third-party reinsurance obtained by private mortgage insurers on terms set forth in the PMIERS) from which to pay claims. The PMIERS also include enhanced operational performance expectations and define remedial actions that apply should an approved insurer fail to comply with these requirements. A revised PMIERS framework, which we refer to as "PMIERS 2.0," became effective on March 31, 2019. As of December 31, 2019, Essent Guaranty, our GSE-approved mortgage insurance company, was in compliance with PMIERS 2.0.

State Insurance Regulation

Our U.S. insurance subsidiaries are required by the insurance regulatory authority of its state of domicile, and the insurance regulatory authority of each other jurisdiction in which they are licensed to transact business, to make various filings with those insurance regulatory authorities and with the National Association of Insurance Commissioners, or NAIC, including quarterly and annual financial statements prepared in accordance with statutory accounting principles. We are licensed to write mortgage insurance in all 50 states and the District of Columbia. Most states also regulate transactions between insurance companies and their affiliates and have restrictions on transactions that have the effect of inducing lenders to place business with the insurer. For a description of limits on dividends payable to Essent Group Ltd. from our insurance subsidiaries, see "Management's Discussion and Analysis of Financial Condition and Results of Operations—Liquidity and Capital Resources" and Note 11 to our consolidated financial statements entitled "Dividends Restrictions" included elsewhere in this Annual Report.

In general, state regulation of our insurance business relates to:

- licenses to transact business;
- producer licensing;
- approval of policy forms;
- approval of premium rates;
- limits on insurable loans;
- quarterly, annual and other reports on our financial condition;
- the basis upon which assets and liabilities must be stated;
- requirements regarding contingency reserves;
- minimum capital levels and adequacy ratios;
- credit for reinsurance;
- limitations on the types of investment instruments which may be held in our investment portfolio;
- special deposits of securities;
- limits on dividends payable;
- advertising compliance;
- establishment of reserves;
- claims handling;
- cybersecurity;
- hazardous financial condition; and

- enterprise risk management.

Mortgage insurance premium rates are regulated to protect policyholders against the adverse effects of excessive, inadequate or unfairly discriminatory rates and to encourage competition in the insurance marketplace. Any increase in premium rates must be actuarially justified, generally on the basis of the insurer's loss experience, expenses and future trend analysis. The general mortgage default experience may also be considered. Premium rates are subject to review and approval by state regulators, except in states where such approval has been exempted by statute or regulation. See "Management's Discussion and Analysis of Financial Condition and Results of Operations—Liquidity and Capital Resources" for information about regulations governing our capital adequacy, information about our current capital and our expectations regarding our future capital position.

The insurance holding company laws and regulations of Pennsylvania, the state in which our U.S. insurance subsidiaries are domiciled, regulate, among other things, certain transactions between Essent Group Ltd., our insurance subsidiaries and other parties affiliated with us and certain transactions involving our common shares, including transactions that constitute a change of control of Essent Group Ltd. and, consequently, a change of control of our insurance subsidiaries. Specifically, these laws and regulations require that, before a person can acquire direct or indirect control of an insurer domiciled in the state, prior written approval must be obtained from the Pennsylvania Insurance Department. The Pennsylvania Insurance Department is required to consider various factors, including the financial strength of the acquirer, the integrity and management experience of the acquirer's board of directors and executive officers, and the acquirer's plans for the future operations of the reinsurer or insurer. Pursuant to applicable laws and regulations, "control" over an insurer is generally presumed to exist if any person, directly or indirectly, owns, controls, holds the power to vote or holds proxies representing, 10% or more of the voting securities of that reinsurer or insurer. Indirect ownership includes ownership of our common shares.

State insurance law, and not Federal bankruptcy law, would apply to any insolvency or financially hazardous condition of our U.S. insurance subsidiaries.

The NAIC has established a Mortgage Guaranty Insurance Working Group, which we refer to as the "MGIWG," to determine and make recommendations to the NAIC's Financial Condition Committee regarding what, if any, changes to the Mortgage Guaranty Insurance Model Act are deemed necessary to the solvency regulation of mortgage guaranty insurers, including, but not limited to, revisions to *Statement of Statutory Accounting Principles (SSAP) No. 58 - Mortgage Guaranty Insurance*. In December 2019, the MGIWG released for public comment a draft revised Model Act and a proposed risk-based mortgage guaranty capital model.

Statutory Accounting

The preparation of financial statements in conformity with state-regulated statutory accounting principles requires management to make estimates and assumptions that affect the reported amounts of assets and liabilities. It also requires disclosure of contingent assets and liabilities at the date of the financial statements and the reported amounts of revenue and expenses during the period. Actual results could differ from those estimates.

We are required to establish statutory accounting contingency loss reserves in an amount equal to 50% of our net earned premiums. These amounts generally cannot be withdrawn for a period of 10 years, except as permitted by applicable insurance law and regulations. With regulatory approval, a mortgage guaranty insurance company may make early withdrawals from the contingency reserve when incurred losses exceed 35% of net premiums earned in a calendar year. For further information, see Note 16 to our consolidated financial statements entitled "Statutory Accounting" included elsewhere in this Annual Report.

Federal Mortgage-Related Laws and Regulations

Certain Federal laws directly or indirectly affect private mortgage insurers. Private mortgage insurers are impacted indirectly by Federal laws and regulations affecting mortgage originators and lenders, purchasers of mortgage loans, such as the GSEs, and governmental insurers such as the FHA and the VA. For example, changes in Federal housing laws and regulation or other laws and regulations that affect the demand for private mortgage insurance may have a material adverse effect on us. In addition, mortgage origination and servicing transactions are subject to compliance with various Federal and state laws, including the Real Estate Settlement Procedures Act, or RESPA, the Equal Credit Opportunity Act, the Fair Housing Act, the Truth In Lending Act, or TILA, the Homeowners Protection Act of 1998, or HOPA, and the Fair Credit Reporting Act of 1970. Among other things, these laws and their implementing regulations prohibit payments for referrals of settlement service business, require fairness and non-discrimination in granting or facilitating the granting of credit, govern the circumstances under which companies may obtain and use consumer credit information, and provide for other consumer protections.

Dodd-Frank Act

The Dodd-Frank Act Wall Street Reform and Consumer Protection Act of 2010, which we refer to as the Dodd-Frank Act, amended certain provisions of TILA and RESPA that may have a significant impact on our business prospects. The Consumer Financial Protection Bureau, or CFPB, a Federal agency created by the Dodd-Frank Act, is charged with implementation and enforcement of these provisions.

Qualified Mortgage Regulations—Ability To Repay Requirements

The CFPB regulates the offering and provision of consumer financial products and services under Federal law, including residential mortgages, and is authorized to issue regulations governing a loan originator's determination that, at the time a loan is originated, the consumer has a reasonable ability to repay the loan. The Dodd-Frank Act provides for a statutory presumption that a borrower will have the ability to repay a loan if the loan has characteristics satisfying the qualified mortgage, or QM, definition. Creditors who violate the ability-to-repay, or ATR, standard can be liable for all interest and fees paid by the borrower as well as actual and statutory damages. Furthermore, the borrower may assert this as a defense by recoupment or set off without regard to any statute of limitation in any foreclosure action initiated by or on behalf of the creditor, assignee or any holder of the mortgage.

Pursuant to the CFPB's final rule regarding QMs, which we refer to as the QM Rule, a loan is deemed to be a QM if it meets certain specified requirements, including if:

- the term of the mortgage is less than or equal to 30 years;
- there is no negative amortization, interest only or balloon features;
- the lender properly documents the loan in accordance with the requirements;
- the total "points and fees" do not exceed certain thresholds, generally 3%; and
- the total debt-to-income ratio does not exceed 43%.

The QM Rule provides a "safe harbor" for QM loans with annual percentage rates, or APRs, below the threshold of 150 basis points over the Average Prime Offer Rate, or APOR, and a "rebuttable presumption" for QM loans with an APR above that threshold.

The Dodd-Frank Act separately granted statutory authority to HUD (for FHA-insured loans), the VA (for VA-guaranteed loans) and certain other government agency insurance programs have developed their own definitions of a qualified mortgage in consultation with the CFPB. Under both the FHA's and the VA's QM standards, certain loans which would not qualify as QM loans in the conventional market would still be deemed to be QM loans if insured or guaranteed by FHA or VA. As a result, lenders may favor the use of FHA or VA insurance to achieve the legal protections of making a QM loan through these agencies, even if the same loan could be made at the same or lower cost to the borrower using private mortgage insurance, which could adversely impact our business. To the extent that the other government agencies adopt their own definitions of a QM which are more favorable to lenders and mortgage holders than those applicable to the market in which we operate, our business may be adversely affected.

The QM Rule also provides for a second, temporary category that allows for more flexible underwriting requirements. To qualify under the temporary QM definition, a mortgage must meet the general product feature requirements and be eligible to be purchased or guaranteed by either of the GSEs (while they remain under FHFA conservatorship), the FHA, the VA, and the U.S. Department of Agriculture Rural Development program. This temporary QM category expires on January 10, 2021, or earlier if the Federal agencies issue their own qualified mortgage rules or, with respect to GSEs, if the FHFA's conservatorship ends. In January 2020, the CFPB director indicated the CFPB's intention to extend this temporary QM definition "until the effective date of the proposed alternative or until one or more of the GSEs exit conservatorship, whichever comes first."

We expect that most lenders will continue to be reluctant to make non-QM loans because they will not be entitled to the presumption against civil liability under the Dodd-Frank Act, and mortgage investors may be reluctant to purchase mortgages or mortgage-backed securities that are not QMs due to potential assignee liability for such loans. As a result, we believe that the QM regulations have a direct impact on establishing a subset of borrowers who can meet the regulatory standards and directly affect the willingness of lenders and mortgage investors to extend mortgage credit and therefore the size of the residential mortgage market. See "Risk Factors—Risks Relating to Our Business—*Our business prospects and operating results could be*

adversely impacted if, and to the extent that, the Consumer Financial Protection Bureau's ("CFPB") final rule defining a qualified mortgage ("QM") reduces the size of the origination market or creates incentives to use government mortgage insurance programs."

Qualified Residential Mortgage Regulations—Risk Retention Requirements

The Dodd-Frank Act generally requires an issuer of an asset-backed security or a person who organizes and initiates an asset-backed transaction (a "securitizer") to retain at least 5% of the risk associated with securitized mortgage loans, although in some cases the retained risk may be allocated between the securitizer and the mortgage originator. This risk retention requirement does not apply to a mortgage loan that is a "qualified residential mortgage," or a "QRM," or that is insured or guaranteed by the FHA or other specified Federal agencies.

The QRM regulations align the definition of a QRM loan with that of a QM loan. If, however, the QRM definition is changed (or the QM definition is amended) in a manner that is unfavorable to us, such as to give no consideration to mortgage insurance in computing LTV or to require a large down payment for a loan to qualify as a QRM, the attractiveness of originating and securitizing loans with lower down payments may be reduced, which may adversely affect the future demand for mortgage insurance. See "Risk Factors—Risks Relating to Our Business—*The amount of insurance we write could be adversely affected by the Dodd-Frank Act's risk retention requirements and the definition of Qualified Residential Mortgage ("QRM").*"

Mortgage Servicing Rules

The Dodd-Frank Act amended and expanded upon mortgage servicing requirements under TILA and RESPA, Regulation Z (promulgated pursuant to TILA) and Regulation X (promulgated pursuant to RESPA) subsequently amended to conform these regulations accordingly. Included within these rules are new or enhanced requirements for handling escrow accounts, responding to borrower assertions of error and inquiries from borrower, special handling of loans that are in default, and loss mitigation in the event of borrower default. A provision of the required loss mitigation procedures prohibits the loan holder or servicer from commencing foreclosure until 120 days after the borrower's delinquency. Complying with the new rules could cause the servicing of mortgage loans to become more burdensome and costly than it had been prior to the implementation of these rules. As to servicing of mortgage loans covered by our insurance policies, these rules could contribute to delays in realization upon collateral and have an adverse impact on resolution of claims.

Homeowners Protection Act of 1998

The Homeowners Protection Act of 1998, or HOPA, provides for the automatic termination, or cancellation upon a borrower's request, of private mortgage insurance upon satisfaction of certain conditions. HOPA requires that lenders give borrowers certain notices with regard to the automatic termination or cancellation of mortgage insurance. These provisions apply to borrower-paid mortgage insurance for purchase money, refinance and construction loans secured by the borrower's principal dwelling. FHA and VA loans are not covered by HOPA. Under HOPA, automatic termination of mortgage insurance would generally occur when the mortgage is first scheduled to reach an LTV of 78% of the home's original value, assuming that the borrower is current on the required mortgage payments. A borrower who has a "good payment history," as defined by HOPA, may generally request cancellation of mortgage insurance when the LTV is first scheduled to reach 80% of the home's original value or when actual payments reduce the loan balance to 80% of the home's original value, whichever occurs earlier. If mortgage insurance coverage is not cancelled at the borrower's request or by the automatic termination provision, the mortgage servicer must terminate mortgage insurance coverage by the first day of the month following the date that is the midpoint of the loan's amortization, assuming the borrower is current on the required mortgage payments.

The GSEs have implemented certain guidelines that may provide more flexibility to certain borrowers to cancel BPMI than is otherwise required for such loans under HOPA. See "—Our Products and Services—Mortgage Insurance—Primary Mortgage Insurance" above.

Real Estate Settlement Procedures Act of 1974

Mortgage insurance generally may be considered to be a "settlement service" for purposes of RESPA under applicable regulations. Subject to limited exceptions, RESPA prohibits persons from giving or accepting anything of value in connection with the referral of a settlement service. RESPA authorizes the CFPB, the U.S. Department of Justice, state attorneys general and state insurance commissioners to bring civil enforcement actions, and also provides for criminal penalties and private rights of action. In the past, a number of lawsuits have challenged the actions of private mortgage insurers under RESPA, alleging that the insurers have violated the referral fee prohibition by entering into captive reinsurance arrangements or providing products

or services to mortgage lenders at improperly reduced prices in return for the referral of mortgage insurance, including the provision of contract underwriting services. In addition to these private lawsuits, other private mortgage insurance companies have received "Civil Investigative Demands" from, and entered into consent orders with, the CFPB as part of its investigation to determine whether mortgage lenders and mortgage insurance providers engaged in acts or practices in connection with their captive mortgage insurance arrangements in violation of the RESPA, the Consumer Financial Protection Act and the Dodd-Frank Act. The CFPB's ruling in its enforcement order against PHH Corporation for alleged RESPA violations stemming from captive mortgage insurance arrangements was overturned on appeal by a panel of the U.S. Court of Appeals for the D.C. Circuit, a decision affirmed in January 2018 by the D.C. Circuit en banc. Although we did not participate in the practices that were the subject of the CFPB consent orders or the PHH case, the private mortgage insurance industry and our insurance subsidiaries are subject to substantial Federal and state regulation. Increased Federal or state regulatory scrutiny could lead to new legal precedents, new regulations or new practices, or regulatory actions or investigations, which could adversely affect our financial condition and operating results.

SAFE Act (Mortgage Loan Originator Licensing)

The SAFE Act requires mortgage loan originators to be licensed and/or registered with the Nationwide Mortgage Licensing System and Registry, or the NMLS. The NMLS is a database established by the Conference of State Bank Supervisors and the American Association of Residential Mortgage Regulators. Among other things, the database was established to support the licensing of mortgage loan originators by each state. As part of this licensing and registration process, loan originators who are employees of institutions other than depository institutions or certain of their subsidiaries that are regulated by a Federal banking agency, must generally be licensed under the SAFE Act guidelines enacted by each state in which they engage in loan originator activities and registered with the NMLS. The SAFE Act generally prohibits employees of a depository institution (including certain of their subsidiaries that are regulated by a Federal banking agency) from originating residential mortgage loans without first registering with the NMLS and maintaining that registration. Certain of our underwriters are licensed pursuant to the SAFE Act.

Privacy and Information Security

The Gramm-Leach-Bliley Act of 1999, or GLB, imposes privacy requirements on financial institutions, including obligations to protect and safeguard consumers' nonpublic personal information and records, and limitations on the re-use of such information. Federal regulatory agencies have issued the Interagency Guidelines Establishing Information Security Standards, or "Security Guidelines," and interagency regulations regarding financial privacy, or "Privacy Rule," implementing sections of GLB. The Security Guidelines establish standards relating to administrative, technical, and physical safeguards to ensure the security, confidentiality, integrity, and the proper disposal of consumer information. The Privacy Rule limits a financial institution's disclosure of nonpublic personal information to unaffiliated third parties unless certain notice requirements are met and the consumer does not elect to prevent or "opt out" of the disclosure. The Privacy Rule also requires that privacy notices provided to customers and consumers describe the financial institutions' policies and practices to protect the confidentiality and security of the information. With respect to our business, GLB is enforced by the U.S. Federal Trade Commission, or FTC, and state insurance regulators. Many states have enacted legislation implementing GLB and establishing information security regulation. Many states have enacted privacy and data security laws which impose compliance obligations beyond GLB, including obligations to protect social security numbers and provide notification in the event that a security breach results in a reasonable belief that unauthorized persons may have obtained access to consumer nonpublic information.

The New York Department of Financial Services, or NYDFS, has adopted a Cybersecurity Regulation that applies to all individuals and entities licensed by the NYDFS, pursuant to which licensees must file for exemption or submit an annual compliance certification by February 15 of each year. Several other jurisdictions in which we operate have enacted similar laws.

On January 1, 2020, the California Consumer Privacy Act, which we refer to as the "CCPA", became effective. The CCPA applies to any company that does business in California and meets certain threshold requirements. The CCPA creates a new privacy framework for covered businesses that collect, sell or disclose "personal information" of California consumers. The CCPA defines "personal information" broadly within five new categories of data privacy rights: the right to (1) know what personal information is being collected about them, whether their personal information is sold or disclosed and to whom; (2) access a copy of their personal information; (3) delete their personal information from business servers and service providers, unless it is necessary to maintain the information under enumerated exceptions; (4) opt out of the sale of their personal information to third parties; and (5) have equal access and service if they exercise their rights. The CCPA provides a limited private right of action for data breaches in non-encrypted or non-redacted form, including statutory or actual damages, and public enforcement by the California Attorney General for other violations. It is reasonably possible that the CCPA will prompt

other state and federal regulators to move forward with new privacy regulations that could impact the businesses of us or our customers.

Fair Credit Reporting Act

The Fair Credit Reporting Act of 1970, as amended, or FCRA, imposes restrictions on the permissible use of credit report information. FCRA has been interpreted by some FTC staff and Federal courts to require mortgage insurance companies to provide "adverse action" notices to consumers in the event an application for mortgage insurance is declined or offered at less than the best available rate for the loan program applied for on the basis of a review of the consumer's credit. We provide such notices as required. Although we have not been involved, there has been class action litigation over these FCRA adverse action notices involving the mortgage insurance industry, including court-approved settlements.

Housing Finance Reform

Presently, the Federal government plays a dominant role in the U.S. housing finance system through the involvement of the GSEs and the FHA, VA and Ginnie Mae. There is broad policy consensus toward the need for private capital to play a larger role and government credit risk to be reduced. However, to date there has been a lack of consensus with regard to the specific changes necessary to return a larger role for private capital and how small the eventual role of government should become. Since the GSEs were placed into conservatorship in September 2008, there have been a wide ranging set of GSE and secondary market reform advocacy proposals put forward, including nearly complete privatization and elimination of the role of the GSEs, recapitalization of the GSEs and a number of alternatives that combine a Federal role with private capital, some of which eliminate the GSEs and others of which envision an ongoing role for the GSEs. Since 2011, a number of comprehensive GSE/secondary market legislative reform bills have also been introduced or discussed in the U.S. Congress, differing with regard to the future role of the GSEs, the overall structure of the secondary market and the role of the Federal government within the mortgage market. In addition, the size, complexity and centrality of the GSEs to the current housing finance system and the importance of housing to the economy make the transition to any new housing finance system difficult.

In March 2019, the Trump Administration directed the U.S. Treasury Department to develop a plan, as soon as practicable, for administrative and legislative reforms for the housing finance system, with reforms to reduce taxpayer risk, expand the private sector's role, modernize the government housing programs and achieve sustainable homeownership. The directive outlines numerous goals and objectives, including but not limited to, the end of conservatorship of the GSEs, increased competition and participation of the private sector in the mortgage market including by authorizing the FHFA to approve additional guarantors of conventional mortgages in the secondary market, appropriate capital and liquidity requirements for the GSEs and evaluation of the "QM Patch" that exempts the GSEs from certain requirements of the QM rules.

In September 2019, the U.S. Department of the Treasury released its plan to reform the housing finance system. The plan released by the U.S. Department of the Treasury was developed in conjunction with the Federal Housing Finance Agency, the Department of Housing and Urban Development, and other government agencies includes plan includes legislative and administrative reforms to achieve the following reform goals: (i) ending the conservatorships of the GSEs upon the completion of specified reforms; (ii) facilitating competition in the housing finance market; (iii) establishing regulation of the GSEs that safeguards their safety and soundness and minimizes the risks they pose to the financial stability of the United States; and (iv) providing that the federal government is properly compensated for any explicit or implicit support it provides to the GSEs or the secondary housing finance market.

Any changes to the charters or statutory authorities of the GSEs would require Congressional action to implement. Congress, however, has not enacted any legislation to date. We believe that the continuing conservatorship of the GSEs by the FHFA makes it likely that the U.S. Congress will eventually address the role and purpose of the GSEs in the U.S. housing market and potentially legislate structural and other changes to the GSEs and the functioning of the secondary mortgage market. New Federal legislation could reduce the level of private mortgage insurance coverage used by the GSEs as credit enhancement, eliminate the requirement altogether or otherwise alter or eliminate the role of the GSEs, and thereby materially affect our ability to compete, demand for our products and the profitability of our business.

There can be no assurance that other Federal laws and regulations affecting these institutions and entities will not change, or that new legislation or regulations will not be adopted that will adversely affect the private mortgage insurance industry. See "Risk Factors—Risks Relating to Our Business—Legislative or regulatory actions or decisions to change the role of the GSEs in the U.S. housing market generally, or changes to the charters of the GSEs with regard to the use of credit enhancements generally and private mortgage insurance specifically, could reduce our revenues or adversely affect our profitability and returns" and "—Changes in the business practices of the GSEs, including actions or decisions to decrease or discontinue the

use of mortgage insurance or changes in the GSEs' eligibility requirements for mortgage insurers, could reduce our revenues or adversely affect our profitability and returns."

FHA Reform

We compete with the single-family mortgage insurance programs of the FHA, which is part of HUD. The most recent FHA report to Congress dated November 14, 2019 on the financial status of the FHA Mutual Mortgage Insurance Fund, or MMIF, showed the capital reserve ratio of the MMIF at 4.84%, above the Congressionally mandated required minimum level of 2%.

Federal Insurance Office

On December 9, 2013, the U.S. Department of the Treasury's Federal Insurance Office released a report entitled "How to Modernize and Improve the System of Insurance Regulation in the United States." This report, which was mandated by Title V of the Dodd-Frank Act, states that that mortgage insurance is "interconnected with other aspects of the federal housing finance system" and will be "an important component of any reform package as an alternative way to place private capital in front of any taxpayer risk." Given this role, the report recommends "national solvency and business practice standards" for mortgage insurers to ensure "confidence in the solvency and performance of housing finance." To the extent any such Federal oversight or standards as may be established exceed the current standards and oversight represented by the overlay of FHFA and GSE-driven eligibility requirements and the direct prudential and solvency regulatory and supervisory oversight of state insurance commissioners, it may adversely affect the results of our business operations.

Basel III

In 1988, the Basel Committee on Banking Supervision, which we refer to as the "Basel Committee," developed the Basel Capital Accord, which we refer to as "Basel I," which set out international benchmarks for assessing banks' capital adequacy requirements. In 2005, the Basel Committee issued Basel II, which, among other things, governs the capital treatment of mortgage insurance purchased and held on balance sheet by banks in respect of their origination and securitization activities. In July 2013, the Federal Reserve Board, the Office of the Comptroller of the Currency and the Federal Deposit Insurance Corporation approved publication of the Basel III Rules, which govern almost all U.S. banking organizations regardless of size or business model. The Basel III Rules revise and enhance the Federal banking agencies' general risk-based capital, advanced approaches and leverage rules. The Basel III Rules became effective on January 1, 2014, with a mandatory compliance date of January 1, 2015 for banking organizations other than advanced approaches banking organizations that are not savings and loan holding companies. On January 1, 2014, most banking organizations became required to begin a multi-year transition period to the full implementation of the new capital framework. The effective date and compliance period, and the beginning of the transitional period, was January 1, 2014 for advanced approaches banking organizations that are not savings and loan holding companies.

The Federal banking agencies' proposed rule to implement Basel III in the United States would have made extensive changes to the capital requirements for residential mortgages. In addition, the proposed rule would have eliminated existing capital recognition for certain low down payment mortgages if covered by mortgage insurance. After consideration of extensive comments with regard to the proposed capital rules for residential mortgages, the Federal banking agencies revised the Basel III Rules to retain the treatment for residential mortgage exposures under the general risk-based capital rules and the treatment of mortgage insurance. Consistent with such rules, the Basel III Rules assign a 50% or 100% risk weight to loans secured by one-to-four-family residential properties. Generally, residential mortgage exposures secured by a first lien on a one-to-four family residential property that are prudently underwritten and that are performing according to their original terms receive a 50% risk weighting. All other one-to-four family residential mortgage loans are assigned a 100% risk weight. The Basel III Rules continue to afford FHA-insured loans a lower risk weighting than low down payment loans insured with private mortgage insurance, and Ginnie Mae mortgage-backed securities are afforded a lower risk weighting than Fannie Mae and Freddie Mac mortgage-backed securities.

If implementation of the Basel III Rules increases the capital requirements of banking organizations with respect to the residential mortgages we insure, it could adversely affect the size of the portfolio lending market, which in turn would reduce the demand for our mortgage insurance. If the Federal banking agencies revise the Basel III Rules to reduce or eliminate the capital benefit banks receive from insuring low down payment loans with private mortgage insurance, or if our bank customers believe that such adverse changes may occur at some time in the future, our current and future business may be adversely affected. In addition, with regard to the separate Basel III Rules applicable to general credit risk mitigation for banking exposures, insurance companies engaged predominantly in the business of providing credit protection, such as private mortgage insurance companies, are not eligible guarantors, which could affect our business prospects. In addition, the Federal banking

agencies established liquidity coverage ratio requirements in 2014 that require that certain “high quality liquid assets” be held against a total net cash outflow amount, which includes a bank’s potential outflow amounts based on loan commitments.

See "Risk Factors—Risks Relating to Our Business—*The implementation of the Basel III Capital Accord, or other changes to our customers' capital requirements, may discourage the use of mortgage insurance.*"

Bermuda Insurance Regulation

The Insurance Act 1978 of Bermuda and related regulations, as amended, or the Insurance Act, regulates the insurance business of our Bermuda-based reinsurance subsidiary, Essent Reinsurance Ltd., and provides that no person may carry on any insurance business in or from within Bermuda unless registered as an insurer under the Insurance Act by the Bermuda Monetary Authority, or the BMA. In deciding whether to grant registration, the BMA has broad discretion to act as it thinks fit in the public interest. The BMA is required by the Insurance Act to determine whether the applicant is a fit and proper body to be engaged in the insurance business and, in particular, whether it has, or has available to it, adequate knowledge and expertise to operate an insurance business. In addition, the BMA is required by the Insurance Act to determine whether a person who proposes to control 10%, 20%, 33% or 50% (as applicable) of the voting powers of a Bermuda-registered insurer or its parent company is a fit and proper person to exercise such degree of control.

The continued registration of an applicant as an insurer is subject to the applicant complying with the terms of its registration and such other conditions as the BMA may impose from time to time. The Insurance Act also grants to the BMA powers to supervise, investigate and intervene in the affairs of insurance companies.

The Insurance Act imposes on Bermuda insurance companies solvency and liquidity standards as well as auditing and reporting requirements. Certain significant aspects of the Bermuda insurance regulatory framework are set forth below.

Classification of Insurers

The Insurance Act distinguishes between insurers carrying on long-term business, insurers carrying on special purpose business and insurers carrying on general business. There are six classifications of insurers carrying on general business (Classes 1, 2, 3, 3A, 3B, and 4) with Class 1 insurers subject to the lightest regulation and Class 4 insurers subject to the strictest regulation.

Essent Reinsurance Ltd., which is incorporated in Bermuda to carry on general insurance and reinsurance business, is registered as a Class 3A insurer in Bermuda and is regulated as such under the Insurance Act. We are not, however, licensed in Bermuda to carry on long-term business. Long-term business broadly includes life insurance and disability insurance with terms in excess of five years. General business broadly includes all types of insurance that is not long-term business.

Cancellation of Insurer's Registration

An insurer's registration may be cancelled by the BMA on certain grounds specified in the Insurance Act. Failure of the insurer to comply with its obligations under the Insurance Act, or if the BMA believes that the insurer has not been carrying on business in accordance with sound insurance principles, would be such grounds.

Principal Representative

An insurer is required to maintain a principal office in Bermuda and to appoint and maintain a principal representative in Bermuda. For the purpose of the Insurance Act, Essent Reinsurance Ltd.'s principal representative is Artex Risk Solutions and its principal office for these purposes is the offices of Artex. Without a reason acceptable to the BMA, an insurer may not terminate the appointment of its principal representative, and the principal representative may not cease to act as such, unless 30 days' notice in writing to the BMA is given of the intention to do so. It is the duty of the principal representative to forthwith notify the BMA where the principal representative believes there is a likelihood of the insurer (for which the principal representative acts) becoming insolvent or that a reportable "event" has, to the principal representative's knowledge, occurred or is believed to have occurred. Examples of such a reportable "event" include failure by the insurer to comply substantially with a condition imposed upon the insurer by the BMA relating to a solvency margin or a liquidity or other ratio. Within 14 days of such notification to the BMA, the principal representative must furnish the BMA with a written report setting out all the particulars of the case that are available to the principal representative.

Independent Approved Auditor

A Class 3A insurer must appoint an independent auditor who will annually audit and report on the insurer's financial statements prepared under generally accepted accounting principles or international financial reporting standards, statutory financial statements and statutory financial returns each of which are required to be filed annually with the BMA. The auditor must be approved by the BMA as the independent auditor of the insurer. If the insurer fails to appoint an approved auditor or at any time fails to fill a vacancy for such auditor, the BMA may appoint an approved auditor for the insurer and shall fix the remuneration to be paid to the approved auditor within 14 days, if not agreed sooner by the insurer and the auditor.

Loss Reserve Specialist

A Class 3A insurer is required to submit an opinion of its approved loss reserve specialist with its statutory financial return in respect of its losses and loss expenses provisions. The loss reserve specialist will normally be a qualified casualty actuary and must be approved by the BMA.

Annual Financial Statements

A Class 3A insurer is required to prepare annual GAAP financial statements and statutory financial statements. The Insurance Act prescribes rules for the preparation and substance of statutory financial statements (which include, in statutory form, a balance sheet, income statement, a statement of capital and surplus, and notes thereto). The statutory financial statements include detailed information and analysis regarding premiums, claims, reinsurance and investments of the insurer. An insurer is required to file with the BMA the annual GAAP financial statements and statutory financial statements within four months from the end of the relevant financial year (unless specifically extended). The statutory financial statements do not form part of the public records maintained by the BMA but the GAAP financial statements are available for public inspection.

Annual Statutory Financial Return

An insurer is required to file with the BMA a statutory financial return no later than four months after its financial year end (unless specifically extended). The statutory financial return includes, among other matters, a report of the approved independent auditor on the statutory financial statements of the insurer, a general business solvency certificate, the statutory financial statements themselves and the opinion of the loss reserve specialist. The principal representative and at least two directors of the insurer must sign the solvency certificate. The directors are required to certify whether the minimum solvency margin has been met, and the independent approved auditor is required to state whether in its opinion it was reasonable for the directors to so certify. Where an insurer's accounts have been audited for any purpose other than compliance with the Insurance Act, a statement to that effect must be filed with the statutory financial return. The statutory financial return is not available for public inspection.

Minimum Solvency Margin, Enhanced Capital Requirement and Restrictions on Dividends and Distributions

A Class 3A insurer must maintain at all times a solvency margin and an enhanced capital requirement in accordance with the provisions of the Insurance Act. Each year the insurer is required to file with the BMA a capital and solvency return within four months of its relevant financial year end (unless specifically extended). The prescribed form of capital and solvency return comprises the insurer's Bermuda Solvency Capital Requirement model, a schedule of fixed income investments by rating categories, a schedule of net loss and loss expense provisions by line of business, a schedule of premiums written by line of business, a schedule of risk management and a schedule of fixed income securities.

The Insurance Act mandates certain actions and filings with the BMA if a Class 3A insurer fails to meet and/or maintain its enhanced capital requirement or solvency margin including the filing of a written report detailing the circumstances giving rise to the failure and the manner and time within which the insurer intends to rectify the failure. A Class 3A insurer is prohibited from declaring or paying a dividend if in breach of its enhanced capital requirement, solvency margin or minimum liquidity ratio or if the declaration or payment of such dividend would cause such a breach. Where an insurer fails to meet its solvency margin or minimum liquidity ratio on the last day of any financial year, it is prohibited from declaring or paying any dividends during the next financial year without the approval of the BMA. Class 3A insurers must obtain the BMA's prior approval for a reduction by 15% or more of the total statutory capital as set forth in its previous year's financial statements. These restrictions on declaring or paying dividends and distributions under the Insurance Act are in addition to those under the Companies Act which apply to all Bermuda companies.

Minimum Liquidity Ratio

The Insurance Act provides a minimum liquidity ratio for general business. An insurer engaged in general business is required to maintain the value of its relevant assets at not less than 75% of the amount of its relevant liabilities. Relevant assets include cash and time deposits, quoted investments, unquoted bonds and debentures, first liens on real estate, investment income due and accrued, accounts and premiums receivable and reinsurance balances receivable.

There are certain categories of assets which, unless specifically permitted by the BMA, do not automatically qualify as relevant assets, such as unquoted equity securities, investments in and advances to affiliates and real estate and collateral loans.

The relevant liabilities are total general business insurance reserves and total other liabilities less deferred income tax and sundry liabilities (by interpretation, those not specifically defined).

Supervision, Investigation and Intervention

The BMA may appoint an inspector with powers to investigate the affairs of an insurer if the BMA believes that an investigation is required in the interests of the insurer's policyholders or potential policyholders. In order to verify or supplement information otherwise provided to the inspector, the BMA may direct an insurer to produce documents or information relating to matters connected with its business.

An inspector may examine on oath any past or present officer, employee or insurance manager of the insurer under investigation in relation to its business and apply to the court in Bermuda for an order that other persons may also be examined on any matter relevant to the investigation. It shall be the duty of any insurer in relation to whose affairs an inspector has been appointed and of any past or present officer, employee or insurance manager of such insurer, to produce to the inspector on request all books, records and documents relating to the insurer under investigation which are in its or his custody or control and otherwise to give to the inspector all assistance in connection with the investigation which it or he is reasonably able to give.

If it appears to the BMA that there is a risk of an insurer becoming insolvent, or that it is in breach of the Insurance Act or any conditions imposed upon its registration, the BMA may, among other things, direct the insurer (1) not to take on any new insurance business, (2) not to vary any insurance contract if the effect would be to increase its liabilities, (3) not to make certain investments, (4) to realize certain investments, (5) to maintain or transfer to the custody of a specified bank, certain assets, (6) not to declare or pay any dividends or other distributions or to restrict the making of such payments, (7) to limit its premium income, (8) not to enter into any specified transaction with any specified persons or persons of a specified class, (9) to provide such written particulars relating to the financial circumstances of the insurer as the BMA thinks fit, (10) to obtain the opinion of a loss reserve specialist and to submit it to the BMA and (11) to remove a controller or officer.

Disclosure of Information

In addition to powers under the Insurance Act to investigate the affairs of an insurer, the BMA may require certain information from an insurer (or certain other persons) to be produced to the BMA. Further, the BMA has been given powers to assist other regulatory authorities, including foreign insurance regulatory authorities, with their investigations involving insurance and reinsurance companies in Bermuda but subject to restrictions. For example, the BMA must be satisfied that the assistance being requested is in connection with the discharge of regulatory responsibilities of the foreign regulatory authority. Further, the BMA must consider whether cooperation is in the public interest. The grounds for disclosure are limited and the Insurance Act provides for sanctions for breach of the statutory duty of confidentiality.

Employees

As of December 31, 2019, we had 387 employees, including 381 employees based in the United States and 6 employees in Bermuda. None of our employees are represented by a labor union and we consider our employee relations to be good. We also periodically engage contractors who provide services to us on a temporary basis.

Corporate Structure

Essent Group Ltd. was organized as a limited liability company under the laws of Bermuda on July 1, 2008. Our registered office is located at Clarendon House, 2 Church Street, Hamilton HM11, Bermuda and our telephone number is (441) 297-9901. Our corporate website address is www.essentgroup.com. The information contained on, or accessible through, our corporate website does not constitute part of this Annual Report.

Our primary mortgage insurance operations are conducted through Essent Guaranty, Inc., a Pennsylvania-domiciled insurer which is a monoline insurance company licensed in all 50 states and the District of Columbia. We also have a wholly-owned Bermuda-domiciled reinsurer, Essent Reinsurance Ltd., which has a Class 3A insurance license issued by the Bermuda Monetary Authority.

Available Information

We file annual reports on Form 10-K, quarterly reports on Form 10-Q and current reports on Form 8-K and other information with the SEC. The SEC maintains an Internet web site that contains reports, proxy and information statements and other information regarding issuers, including us, that file electronically with the SEC. The address of that site is <http://www.sec.gov>. Our annual reports on Form 10-K, quarterly reports on Form 10-Q and current reports on Form 8-K and other information filed by us with the SEC are available, without charge, on our Internet web site, <http://www.essentgroup.com>, as soon as reasonably practicable after they are filed electronically with the SEC. Copies are also available, without charge, by writing to Secretary, Essent Group Ltd., Clarendon House, 2 Church Street, Hamilton HM11, Bermuda. The information on our website is not a part of this Annual Report on Form 10-K.

ITEM 1A. RISK FACTORS

Our current business and future results may be affected by a number of risks and uncertainties, including those described below. The risks and uncertainties described below are not the only risks and uncertainties we face. Additional risks and uncertainties not currently known to us or that we currently deem immaterial also may impair our business operations. If any of the following risks actually occur, our business, results of operations and financial condition could suffer. The risks discussed below also include forward-looking statements and our actual results may differ substantially from those discussed in these forward-looking statements.

Risks Relating to Our Business

Legislative or regulatory actions or decisions to change the role of the GSEs in the U.S. housing market generally, or changes to the charters of the GSEs with regard to the use of credit enhancements generally and private mortgage insurance specifically, could reduce our revenues or adversely affect our profitability and returns.

The Department of the Treasury and the FHFA placed the GSEs into conservatorship in September 2008, putting regulatory and operational control of the GSEs under the auspices of the FHFA. Although we believe the FHFA's conservatorship was intended to be temporary, the GSEs have remained in conservatorship for over ten years. During that time, there have been a wide-ranging set of GSE and secondary market reform advocacy proposals put forward, including nearly complete privatization of the mortgage market and elimination of the role of the GSEs, recapitalization of the GSEs and a set of alternatives that would combine a Federal role with private capital, some of which eliminate the GSEs and others which envision an ongoing role for the GSEs.

In March 2019, the Trump Administration directed the U.S. Treasury Department to develop a plan, as soon as practicable, for administrative and legislative reforms for the housing finance system, with reforms to reduce taxpayer risk, expand the private sector's role, modernize the government housing programs and achieve sustainable homeownership. The directive outlines numerous goals and objectives, including but not limited to, the end of conservatorship of the GSEs, increased competition and participation of the private sector in the mortgage market including by authorizing the FHFA to approve additional guarantors of conventional mortgages in the secondary market, appropriate capital and liquidity requirements for the GSEs and evaluation of the "QM Patch" that exempts the GSEs from certain requirements of the QM rules.

In September 2019, the U.S. Department of the Treasury released its plan to reform the housing finance system. The plan released by the U.S. Department of the Treasury was developed in conjunction with the Federal Housing Finance Agency, the Department of Housing and Urban Development, and other government agencies includes plan includes legislative and administrative reforms to achieve the following reform goals: (i) ending the conservatorships of the GSEs upon the completion of specified reforms; (ii) facilitating competition in the housing finance market; (iii) establishing regulation of the GSEs that safeguards their safety and soundness and minimizes the risks they pose to the financial stability of the United States; and (iv) providing that the federal government is properly compensated for any explicit or implicit support it provides to the GSEs or the secondary housing finance market.

At this point, it remains unclear whether any of these legislative or regulatory reforms will be enacted or implemented. Any changes to the charters or statutory authorities of the GSEs would require Congressional action to implement. Passage and timing of any GSE reform legislation or incremental change is uncertain and could change through the legislative process, which could take time, making the actual impact on us difficult to predict. As a result of the uncertainty regarding resolution of the conservatorship of the GSEs and the proper structure of any new secondary mortgage market, as well as the Federal government's increased role within the housing market since the start of the recent financial crisis, we cannot predict how or when the role of the GSEs may change. In addition, the size, complexity and centrality of the GSEs to the current housing finance system and the importance of housing to the nation's economy make the transition to any new housing finance system difficult and present risks to market participants, including to us.

The charters of the GSEs currently require certain credit enhancement for low down payment mortgage loans in order for such loans to be eligible for purchase or guarantee by the GSEs, and lenders historically have relied on mortgage insurance to a significant degree in order to satisfy these credit enhancement requirements. Because the overwhelming majority of our current and expected future business is the provision of mortgage insurance on loans sold to the GSEs, if the charters of the GSEs are amended to change or eliminate the acceptability of private mortgage insurance in their purchasing practices, then our volume of new business and our revenue may decline significantly.

Changes to the statutory requirements of the FHFA's conservatorship of the GSEs, the elimination of the GSEs or the replacement of the GSEs with any successor entities or structures, or changes to the GSE charters would require Federal legislative action, which makes predicting the timing or substance of such changes difficult. As a result, it is uncertain what role the GSEs, the FHFA, the government and private capital, including private mortgage insurance, will play in the U.S. housing finance system in the future or the impact and timing of any such changes on the market and our business.

Changes in the business practices of the GSEs, including actions or decisions to decrease or discontinue the use of mortgage insurance or changes in the GSEs' eligibility requirements for mortgage insurers, could reduce our revenues or adversely affect our profitability and returns.

Changes in the business practices of the GSEs, which can be implemented by the GSEs at the FHFA's direction, could negatively impact our operating results and financial performance, including changes to:

- the level of coverage when private mortgage insurance is used to satisfy the GSEs' charter requirements on low down payment mortgages;
- the overall level of guaranty fees or the amount of loan level delivery fees that the GSEs assess on loans that require mortgage insurance;
- the GSEs' influence in the mortgage lender's selection of the mortgage insurer providing coverage and, if so, any transactions that are related to that selection;
- the underwriting standards that determine what loans are eligible for purchase by the GSEs, which can affect the volume and quality of the risk insured by the mortgage insurer;
- the terms on which mortgage insurance coverage can be cancelled before reaching the cancellation thresholds established by law;
- programs established by the GSEs intended to avoid or mitigate loss on insured mortgages and the circumstances in which mortgage servicers must implement such programs;
- the extent to which the GSEs establish requirements for mortgage insurers' rescission practices or rescission settlement practices with lenders;
- the size of loans that are eligible for purchase or guaranty by the GSEs, which if reduced or otherwise limited may reduce the overall level of business and the number of low down payment loans with mortgage insurance that the GSEs purchase or guaranty; and
- requirements for a mortgage insurer to become and remain an approved eligible insurer for the GSEs, including, among other items, minimum capital adequacy targets, the credit received against such capital requirements for reinsurance, and the terms that the GSEs require to be included in mortgage insurance master policies for loans that they purchase or guaranty.

Effective for insurance applications received after October 1, 2014, the GSEs, in coordination with the FHFA, instituted minimum standards for mortgage insurer master policies, including standards relating to rescission rights. Pursuant to revised rules adopted by the GSEs for rescission relief, we will implement a new master policy effective March 1, 2020. The new master policy may not be favorable to us and could result in us paying more claims than required under our present master policy or could otherwise increase our operating costs. The imposition of standardized master policies may also make it more difficult for us to distinguish ourselves from our competitors on the basis of coverage terms. See "Business—Our Products and Services—Mortgage Insurance—Master Policy" above.

Fannie Mae and Freddie Mac, at the direction of the FHFA, implemented new coordinated Private Mortgage Insurer Eligibility Requirements, which we refer to as the "PMIERS," beginning in 2016. The PMIERS represent the standards by which private mortgage insurers are eligible to provide mortgage insurance on loans owned or guaranteed by Fannie Mae and Freddie Mac. The PMIERS include financial strength requirements incorporating a risk-based framework that require approved insurers to have a sufficient level of liquid assets from which to pay claims. The PMIERS also include enhanced operational performance expectations and define remedial actions that apply should an approved insurer fail to comply with these requirements. Revised PMIERS, which we refer to as "PMIERS 2.0," became effective on March 31, 2019. Future revisions to these eligibility requirements could negatively impact our ability to write mortgage insurance at our current levels, generate the

returns we anticipate from our business or otherwise participate in the private mortgage insurance market at all. See "Business—Regulation—Direct U.S. Regulation—GSE Qualified Mortgage Insurer Requirements" above.

Intense competition within the private mortgage insurance industry could result in the loss of customers, lower premiums, wider credit guidelines and other changes which could lower our revenues or raise our costs.

The private mortgage insurance industry is intensely competitive, with six private mortgage insurers currently approved and eligible to write business for the GSEs. We compete with other private mortgage insurers on the basis of pricing, terms and conditions, underwriting guidelines, loss mitigation practices, financial strength, reputation, customer relationships, service and other factors. One or more private mortgage insurers may seek increased market share from government-supported insurance programs, such as those sponsored by the FHA, or from other private mortgage insurers by reducing pricing, loosening their underwriting guidelines or relaxing their risk management practices, which could, in turn, improve their competitive position in the industry and negatively impact our level of NIW. A decline in industry NIW might result in increased competition as certain private mortgage insurance companies may seek to maintain their NIW levels within a smaller market. In addition, the perceived increase in the credit quality of loans that currently are being insured, the relative financial strength of the existing mortgage insurance companies and the possibility of the private mortgage insurance market acquiring a greater share of the overall mortgage insurance market may encourage new entrants into the private mortgage insurance industry, which could further increase competition in our business.

Our revenues, profitability and returns would decline if we lose a significant customer.

Our mortgage insurance business depends on our relationships with our customers, and in particular, our relationships with our largest lending customers. Our top ten customers generated 42.8% of our new insurance written, or NIW, during year ended December 31, 2019, compared to 43.5% and 45.8% for the years ended December 31, 2018 and 2017, respectively. For the year ended December 31, 2019, one customer represented more than 10% of our consolidated revenues. Maintaining our business relationships and business volumes with our largest lending customers remains critical to the success of our business.

Our master policies do not, and by law cannot, require our customers to do business with us. Under the terms of our master policy, our customers, or the parties they designate to service the loans we insure, have the unilateral right to cancel our insurance coverage at any time for any loan that we insure. Upon cancellation of coverage, subject to the type of coverage, we may be required to refund unearned premiums, if any.

In addition, if the U.S. economy enters into a recessionary period, these customers could become subject to serious financial constraints that may jeopardize the viability of their business plans or their access to additional capital, forcing them to consider alternatives such as bankruptcy or consolidation with others in the industry. Other factors, such as rising interest rates, which could reduce mortgage origination volumes generally, rising costs associated with regulatory compliance and the relative cost of capital, may also result in consolidation among our customers. In the event our customers consolidate, they may revisit their relationships with individual mortgage insurers, such as us, which could result in a loss of customers or a reduction in our business. The loss of business from a significant customer could have a material adverse effect on the amount of new business we are able to write, and consequently, our revenue, and we can provide no assurance that any loss of business from a significant customer would be replaced from other new or existing lending customers.

The amount of insurance we may be able to write could be adversely affected if lenders and investors select alternatives to private mortgage insurance.

We compete for business with alternatives to private mortgage insurance, consisting primarily of government-supported mortgage insurance programs as well as home purchase or refinancing alternatives that do not use any form of mortgage insurance.

Government-supported mortgage insurance programs include, but are not limited to:

- Federal mortgage insurance programs, including those offered by the FHA and VA; and
- state-supported mortgage insurance funds, including, but not limited to, those funds supported by the states of California and New York.

Alternatives to mortgage insurance include, but are not limited to:

- lenders and other investors holding mortgages in their portfolios and self-insuring;

- investors using other risk mitigation techniques in conjunction with reduced levels of private mortgage insurance coverage, or accepting credit risk without credit enhancement;
- mortgage sellers retaining at least a 10% participation in a loan or mortgage sellers agreeing to repurchase or replace a loan upon an event of default; and
- lenders originating mortgages using "piggyback structures" which avoid private mortgage insurance, such as a first mortgage with an 80% loan-to-value ratio and a second mortgage with a 10%, 15% or 20% loan-to-value ratio (referred to as 80-10-10, 80-15-5 or 80-20 loans, respectively) rather than a first mortgage with a 90%, 95% or 100% loan-to-value ratio that has private mortgage insurance.

Any of these alternatives to private mortgage insurance could reduce or eliminate the demand for our product, cause us to lose business or limit our ability to attract the business that we would prefer to insure. In particular, there was and continues to be substantial competition from government-sponsored mortgage insurance programs in the wake of the 2007-2008 financial crisis. Government-supported mortgage insurance programs are not subject to the same capital requirements, risk tolerance or business objectives that we and other private mortgage insurance companies are, and therefore, generally have greater financial flexibility in setting their pricing, guidelines and capacity, which could put us at a competitive disadvantage. In addition, loans insured under FHA and other Federal government-supported mortgage insurance programs are eligible for securitization in Ginnie Mae securities, which may be viewed by investors as more desirable than Fannie Mae and Freddie Mac securities due to the explicit backing of Ginnie Mae securities by the full faith and credit of the U.S. Federal government.

Consequently, if the FHA or other government-supported mortgage insurance programs maintain or increase their share of the mortgage insurance market, our business and industry could be affected. Factors that could cause the FHA or other government-supported mortgage insurance programs to maintain or increase their share of the mortgage insurance market include:

- a reduction in the premiums charged for government mortgage insurance or a loosening of underwriting guidelines;
- past and potential future capital constraints in the private mortgage insurance industry;
- increases in premium rates or tightening of underwriting guidelines by private mortgage insurers based on past loan performance or other risk concerns;
- increased levels of loss mitigation activity by private mortgage insurers on older vintage portfolios when compared to the more limited loss mitigation activities of government insurance programs;
- imposition of additional loan level delivery fees by the GSEs on loans that require mortgage insurance;
- increases in GSE guaranty fees and the difference in the spread between Fannie Mae mortgage-backed securities and Ginnie Mae mortgage-backed securities;
- the perceived operational ease of using government insurance compared to the products of private mortgage insurers;
- differences in the enforcement of program requirements by the FHA relative to the enforcement of policy terms by private entities;
- the implementation of new or the amendment of current regulations under the Dodd-Frank Act (particularly with respect to the Qualified Mortgage and Qualified Residential Mortgage rules) and the Basel III Rules, which may be more favorable to the FHA than to private mortgage insurers (see "*Our business prospects and operating results could be adversely impacted if, and to the extent that, the Consumer Financial Protection Bureau's ("CFPB") final rule defining a qualified mortgage ("QM") reduces the size of the origination market or creates incentives to use government mortgage insurance programs*", "*The amount of insurance we write could be adversely affected by the implementation of the Dodd-Frank Act's risk retention requirements and the definition of Qualified Residential Mortgage ("QRM")*" and "*The implementation of the Basel III Capital Accord, or other changes to our customers' capital requirements, may discourage the use of mortgage insurance*"); and
- increases in FHA loan limits above GSE loan limits.

Further, at the direction of the FHFA, the GSEs continue to expand their credit risk sharing programs. These programs have included the use of structured finance vehicles and off-shore reinsurance. The growth of these programs and the perception that some of these risk-sharing structures have beneficial features in comparison to private mortgage insurance (e.g. lower costs, reduced counterparty risk due to collateral on hand or more diversified insurance exposures) may create increased competition for mortgage insurance going forward on loans traditionally sold to the GSEs with private mortgage insurance. As part of their expanded risk sharing programs, the GSEs have also developed pilot programs to directly place mortgage insurance rather than have lenders place the mortgage insurance with private mortgage insurers. No assurances can be given that these practices may not be expanded to cover more loans traditionally insured by lenders with private mortgage insurance prior to sale to the GSEs, which could impact our business.

In addition, in the event that a government-supported mortgage insurance program in one of our markets reduces prices significantly or alters the terms and conditions of its mortgage insurance or other credit enhancement products in furtherance of political, social or other goals rather than a profit motive, we may be unable to compete in that market effectively, which could have an adverse effect on our business, financial condition and operating results.

If the volume of low down payment home mortgage originations declines, the amount of insurance that we write could decline, which would reduce our revenues.

Our ability to write new business depends, among other things, on the origination volume of low down payment mortgages that require mortgage insurance. Factors that affect the volume of low down payment mortgage originations include:

- the level of home mortgage interest rates and the deductibility of mortgage interest and mortgage insurance for income tax purposes;
- the health of the domestic economy as well as conditions in regional and local economies;
- housing affordability;
- population trends, including the rate of household formation;
- the rate of home price appreciation, which in times of significant refinancing can affect whether refinance loans have loan-to-value ratios that require private mortgage insurance;
- government housing policies encouraging loans to borrowers that may need low down payment financing, such as first-time homebuyers;
- the extent to which the guaranty fees, loan-level price adjustments, credit underwriting guidelines and other business terms provided by the GSEs affect lenders' willingness to extend credit for low down payment mortgages;
- requirements for ability-to-pay determinations prior to extending credit as discussed below;
- restrictions on mortgage credit due to more stringent underwriting standards and the risk retention requirements for securitized mortgage loans affecting lenders as discussed below; and
- changes in the credit standards, premiums or other terms of obtaining FHA, VA or USDA insurance, which competes directly with private mortgage insurance.

If the volume of low down payment loan originations declines, then our ability to write new policies may suffer, and our revenue and results of operations may be negatively impacted.

We expect our claims to increase as our portfolio matures.

We believe that, based upon our experience and industry data, claims incidence for mortgage insurance is generally highest in the third through sixth years after loan origination. Although the claims experience on new insurance written by us since we began to write coverage in 2010 has been favorable to date, we expect incurred losses and claims to increase as a greater amount of this book of insurance reaches its anticipated period of highest claim frequency. The actual default rate and the average reserve per default that we experience as our portfolio matures is difficult to predict and is dependent on the specific characteristics of our current in-force book (including the credit score of the borrower, the loan-to-value ratio of the mortgage, geographic concentrations, etc.), as well as the profile of new business we write in the future. In addition, the default

rate and the average reserve per default will be affected by future macroeconomic factors such as housing prices, interest rates and employment. Incurred losses and claims could be further increased in the future in the event of general economic weakness or decreases in housing values. An increase in the number or size of claims, compared to what we anticipate, could adversely affect our results of operations or financial conditions.

Because we establish loss reserves only upon a loan default rather than based on estimates of our ultimate losses on risk in force, losses may have a disproportionate adverse effect on our earnings in certain periods.

In accordance with industry practice and statutory accounting rules applicable to mortgage guaranty insurance companies, we establish loss reserves only for loans in default. Reserves are established for reported insurance losses and loss adjustment expenses based on when notices of default on insured mortgage loans are received. Reserves are also established for estimated losses incurred in connection with defaults that have not yet been reported. We establish reserves using estimated claim rates and claim amounts in estimating the ultimate loss. Because our reserving method does not account for the impact of future losses that could occur from loans that are not yet delinquent, our obligation for ultimate losses that we expect to occur under our policies in force at any period end is not reflected in our financial statements, except in the case where a premium deficiency exists. As a result, future losses may have a material impact on future results as defaults occur.

A downturn in the U.S. economy, a decline in the value of borrowers' homes from their value at the time their loans close and natural disasters, acts of terrorism or other catastrophic events may result in more homeowners defaulting and could increase our losses.

Losses result from events that reduce a borrower's ability to continue to make mortgage payments, such as increasing unemployment and whether the home of a borrower who defaults on his or her mortgage can be sold for an amount that will cover unpaid principal and interest and the expenses of the sale. In general, favorable economic conditions reduce the likelihood that borrowers will lack sufficient income to pay their mortgages and also favorably affect the value of homes, thereby reducing and in some cases even eliminating a loss from a mortgage default. Deterioration in economic conditions generally increases the likelihood that borrowers will not have sufficient income to pay their mortgages and can also adversely affect housing values, which in turn can decrease the willingness of borrowers with sufficient resources to make mortgage payments when the mortgage balance exceeds the value of the home. Housing values may decline even absent deterioration in economic conditions due to declines in demand for homes, which may result from changes in buyers' perceptions of the potential for future appreciation, restrictions on mortgage credit due to more stringent underwriting standards, liquidity issues affecting lenders or other factors, such as the phase-out of the mortgage interest deduction, reductions or elimination in the deductibility of mortgage insurance premiums or changes in the tax treatment of residential property. If our loss projections are inaccurate, our loss payments could materially exceed our expectations resulting in an adverse effect on our financial position and operating results. If economic conditions, such as employment and home prices, are less favorable than we expect, our premiums and underwriting standards may prove inadequate to shield us from a material increase in losses. In addition, natural disasters, such as hurricanes and floods, and acts of terrorism or other catastrophic events could result in increased claims against policies that we have written due to the impact that such events may have on the employment and income of borrowers and the value of affected homes, resulting in defaults on and claims under our policies. We cannot assure you that any strategies we may employ to mitigate the impact on us of such events, including limitations under our master policy on the payment of claims in certain circumstances where a property is damaged, the dispersal of our risk by geography and the potential use of third-party reinsurance structures, will be successful.

Our business prospects and operating results could be adversely impacted if, and to the extent that, the Consumer Financial Protection Bureau's ("CFPB") final rule defining a qualified mortgage ("QM") reduces the size of the origination market or creates incentives to use government mortgage insurance programs.

The Dodd-Frank Act established the CFPB to regulate the offering and provision of consumer financial products and services under Federal law, including residential mortgages, and generally requires creditors to make a reasonable, good faith determination of a consumer's ability-to-repay any consumer credit transaction secured by a dwelling prior to effecting such transaction. The CFPB is authorized to issue the regulations governing a good faith determination; the Dodd-Frank Act, however, provides a statutory presumption of eligibility of loans that satisfy the QM definition. The CFPB's final rule defining what constitutes a QM, which we refer to as the "QM Rule," a loan is deemed to be a QM if, among other factors:

- the term of the loan is less than or equal to 30 years;
- there are no negative amortization, interest only or balloon features;
- the lender properly documents the loan in accordance with the requirements;

- the total "points and fees" do not exceed certain thresholds, generally 3% of the total loan amount; and
- the total debt-to-income ratio of the borrower does not exceed 43%.

The QM Rule provides a "safe harbor" for QM loans with annual percentage rates, or APRs, below the threshold of 150 basis points over the Average Prime Offer Rate, or APOR, and a "rebuttable presumption" for QM loans with an APR above that threshold.

The Dodd-Frank Act separately granted statutory authority to HUD (for FHA-insured loans), the VA (for VA-guaranteed loans) and certain other government agency insurance programs to develop their own definitions of a qualified mortgage in consultation with CFPB. Under both the FHA's and the VA's QM standards, certain loans which would not qualify as QM loans in the conventional market would still be deemed to be QM loans if insured or guaranteed by FHA or VA. As a result, lenders may favor the use of FHA or VA insurance to achieve the legal protections of a making a QM loan through these agencies, even if the same loan could be made at the same or lower cost to the borrower using private mortgage insurance, which could adversely impact our business. To the extent that the other government agencies adopt their own definitions of a QM which are more favorable to lenders and mortgage holders than those applicable to the market in which we operate, our business may be adversely affected.

The QM Rule also provides for a second temporary category with more flexible requirements if the loan is eligible to be (i) purchased or guaranteed by the GSEs while they are in conservatorship, which represents the overwhelming majority of our business, or (ii) insured by the FHA, the VA, the Department of Agriculture or the Rural Housing Service. The second temporary category still requires that loans satisfy certain criteria, including the requirement that the loans are fully amortizing, have terms of 30 years or less and have points and fees representing 3% or less of the total loan amount. This temporary QM category expires on January 10, 2021, or earlier if the Federal agencies issue their own qualified mortgage rules or, with respect to GSEs, if the FHFA's conservatorship ends. In January 2020, the CFPB director indicated the CFPB's intention to extend this temporary QM definition "until the effective date of the proposed alternative or until one or more of the GSEs exit conservatorship, whichever comes first."

Failure to comply with the ability-to-repay requirement exposes a lender to substantial potential liability. As a result, we believe that the QM regulations may cause changes in the lending standards and origination practices of our customers. Under the QM Rule, mortgage insurance premiums that are payable by the consumer at or prior to consummation of the loan may be included in the calculation of points and fees, including our borrower-paid single premium products. To the extent the use of private mortgage insurance causes a loan not to meet the definition of a QM, the volume of loans originated with mortgage insurance may decline or cause a change in the mix of premium plans and therefore our profitability.

The amount of insurance we write could be adversely affected by the Dodd-Frank Act's risk retention requirements and the definition of Qualified Residential Mortgage ("QRM").

The Dodd-Frank Act requires an originator or issuer to retain a specified percentage of the credit risk exposure on securitized mortgages that do not meet the definition of QRM. As required by the Dodd-Frank Act, the Office of the Comptroller of the Currency, the Federal Reserve Board, the Federal Deposit Insurance Commission, the Federal Housing Finance Agency, the Securities and Exchange Commission and the Department of Housing and Urban Development adopted in 2015 a joint final rule implementing the Qualified Residential Mortgage, or QRM, which aligns the definition of a QRM loan with that of a QM loan. If, however, the QRM definition is changed (or if the QM definition is amended) in a manner that is unfavorable to us, such as to give no consideration to mortgage insurance in computing LTV or to require a large down payment for a loan to qualify as a QRM, the attractiveness of originating and securitizing loans with lower down payments may be reduced, which may adversely affect the future demand for mortgage insurance.

The implementation of the Basel III Capital Accord, or other changes to our customers' capital requirements, may discourage the use of mortgage insurance.

In 1988, the Basel Committee on Banking Supervision, which we refer to as the "Basel Committee," developed the Basel Capital Accord, which we refer to as "Basel I," which set out international benchmarks for assessing banks' capital adequacy requirements. In 2005, the Basel Committee issued an update to Basel I, which we refer to as "Basel II," which, among other things, governs the capital treatment of mortgage insurance purchased and held on balance sheet by banks in respect of their origination and securitization activities. In July 2013, the Federal Reserve Board, the Office of the Comptroller of the Currency and the Federal Deposit Insurance Corporation approved publication of final regulatory capital rules, which we refer to as the "Basel III Rules," which govern almost all U.S. banking organizations regardless of size or business model. The Basel III Rules

revise and enhance the Federal banking agencies' general risk-based capital, advanced approaches and leverage rules. The Basel III Rules became effective on January 1, 2014, with a mandatory compliance date of January 1, 2015 for banking organizations other than advanced approaches banking organizations that are not savings and loans holding companies. On January 1, 2014, most banking organizations became required to begin a multi-year transition period to the full implementation of the new capital framework.

The Federal banking agencies' previously proposed Basel III rule would have made extensive changes to the capital requirements for residential mortgages, including eliminating capital recognition for certain low down payment mortgages covered by mortgage insurance. The Federal banking agencies decided to retain in the Basel III Rules the treatment for residential mortgage exposures that is currently set forth in the general risk-based capital rules and the treatment of mortgage insurance. In addition, with regard to the separate Basel III Rules applicable to general credit risk mitigation for banking exposures, insurance companies engaged predominantly in the business of providing credit protection, such as private mortgage insurance companies, are not eligible guarantors.

If implementation of the Basel III Rules increases the capital requirements of banking organizations with respect to the residential mortgages we insure, it could adversely affect the size of the portfolio lending market, which in turn would reduce the demand for our mortgage insurance. If the Federal banking agencies revise the Basel III Rules to reduce or eliminate the capital benefit banks receive from insuring low down payment loans with private mortgage insurance, or if our bank customers believe that such adverse changes may occur at some time in the future, our current and future business may be adversely affected. Furthermore, if mortgage insurance companies do not meet the requirements to be an eligible guarantor for purposes of general credit mitigation, our future business prospects may be adversely affected.

Our success depends, in part, on our ability to manage risks in our investment portfolio.

Our investment portfolio consists predominantly of investment-grade debt obligations. Our investments are subject to fluctuations in value as a result of broad changes in market conditions as well as risks inherent in particular securities. Changing market conditions could materially impact the future valuation of securities in our investment portfolio, which may cause us to impair, in the future, some portion of the value of those securities and which could have a significant adverse effect on our liquidity, financial condition and operating results.

Income from our investment portfolio is a source of cash flow to support our operations and make claim payments. If we, or our investment advisors, improperly structure our investments to meet those future liabilities or we have unexpected losses, including losses resulting from the forced liquidation of investments before their maturity, we may be unable to meet those obligations. Our investments and investment policies are subject to state insurance laws, which results in our portfolio being predominantly limited to highly rated fixed income securities. If interest rates rise above the rates on our fixed income securities, the market value of our investment portfolio would decrease. Any significant decrease in the value of our investment portfolio would adversely impact our financial condition.

In addition, compared to historical averages, interest rates and investment yields on highly rated investments have generally been low during the period in which we purchased the securities in our portfolio, which limits the investment income we can generate. We depend on our investments as a source of revenue, and a prolonged period of low investment yields would have an adverse impact on our revenues and could adversely affect our operating results.

We may be forced to change our investments or investment policies depending upon regulatory, economic and market conditions, and our existing or anticipated financial condition and operating requirements, including the tax position, of our business. Our investment objectives may not be achieved. Although our portfolio consists predominantly of investment-grade fixed income securities and complies with applicable regulatory requirements, the success of our investment activity and the value of our portfolio is affected by general economic conditions, which may adversely affect the markets for credit and interest-rate-sensitive securities, including the extent and timing of investor participation in these markets and the level and volatility of interest rates.

If interest rates decline, house prices appreciate or mortgage insurance cancellation requirements change, the length of time that our policies remain in force could decline and cause a decline in our revenue.

Generally, in each year, most of our premiums are from insurance that has been written in prior years. As a result, the length of time insurance remains in force, which is also generally referred to as persistency, is a significant determinant of our revenues. A lower level of persistency could reduce our future revenues. Our annual persistency rate was 77.5%, 84.9% and 83.9% at December 31, 2019, 2018 and 2017, respectively. The factors affecting the persistency of our insurance portfolio include:

- the level of current mortgage interest rates compared to the mortgage interest rates on the insurance in force, which affects the incentives of borrowers we have insured to refinance;
- the amount of equity in a home, as homeowners with more equity in their homes can generally more readily move to a new residence or refinance their existing mortgage;
- the rate at which homeowners sell their existing homes and move to new locations, generally referred to as housing turnover, with more rapid economic growth and stronger job markets tending to increase housing turnover;
- the mortgage insurance cancellation policies of mortgage investors along with the current values of the homes underlying the mortgages in the insurance in force; and
- the cancellation of borrower-paid mortgage insurance mandated by law based on the amortization schedule of the loan, which generally occurs sooner the lower the note rate of the insured loan.

Although in 2019 mortgage interest rates decreased, generally mortgage interest rates have risen from the near historic lows experienced in the wake of the 2007-2008 financial crisis, and may continue to rise in response to future changes in monetary policy by the Federal Reserve. If interest rates rise, persistency is likely to increase, which may extend the average life of our insured portfolio and result in higher levels of future claims as more loans remain outstanding.

The premiums we charge may not be adequate to compensate us for our liabilities for losses and, as a result, any inadequacy could materially affect our financial condition and results of operations.

Our mortgage insurance premium rates may not be adequate to cover future losses. We set premiums at the time a policy is issued based on a number of factors, including our expectations regarding likely mortgage performance over the expected life of the coverage as well as competition from other private mortgage insurers, government programs and other products. These expectations may prove to be incorrect. Generally, we cannot cancel mortgage insurance coverage or adjust renewal premiums during the life of a mortgage insurance policy. As a result, higher than anticipated claims generally cannot be offset by premium increases on policies in force or mitigated by our non-renewal or cancellation of insurance coverage. The premiums we charge, and the associated investment income, may not be adequate to compensate us for the risks and costs associated with the insurance coverage provided to customers. Should we wish to increase our premium rates, any such change would be prospectively applied to new policies written, and the changes would be subject to approval by state regulatory agencies, which may delay or limit our ability to increase our premium rates.

Our delegated underwriting program may subject our mortgage insurance business to unanticipated claims.

In our mortgage insurance business, we enter into agreements with our customers that commit us to insure loans made by them using pre-established underwriting guidelines. Once we accept a customer into our delegated underwriting program, we generally insure a loan originated by that customer without re-confirming the customer followed our specified underwriting guidelines. Under this program, a customer could commit us to insure a material number of loans with unacceptable risk profiles before we discover the problem and terminate that customer's delegated underwriting authority or pursue other rights that may be available to us, such as our rights to rescind coverage or deny claims, which rights are limited by the terms of our master policy.

We face risks associated with our contract underwriting business.

We provide contract underwriting services for certain of our customers, including on loans for which we are not providing mortgage insurance. For substantially all of the existing loans that were originated through our contract underwriting services, we have agreed that if we make a material error in providing these services and the error leads to a loss for the customer, the customer may, subject to certain conditions and limitations, claim a remedy. Accordingly, we have assumed some risk in connection with providing these services. We also face regulatory and litigation risk in providing these services.

Because loss reserve estimates are subject to uncertainties and are based on assumptions that may be volatile, ultimate losses may be substantially different than our loss reserves.

We establish reserves using estimated claim rates and claim amounts in estimating the ultimate loss on delinquent loans. The estimated claim rates and claim amounts represent our best estimates of what we will actually pay on the loans in default as of the reserve date. Our master policy provides us the right to rescind or deny claims under certain circumstances. Our

reserve calculations do not currently include any estimate for claim rescissions, but we may be required to do so at some later time to ensure that our reserves meet the requirements of accounting principles generally accepted in the United States.

The establishment of loss reserves is subject to inherent uncertainty and requires judgment by management. Our estimates of claim rates and claim sizes will be strongly influenced by prevailing economic conditions, such as current rates or trends in unemployment, housing price appreciation and/or interest rates, and our best judgments as to the future values or trends of these macroeconomic factors. If prevailing economic conditions deteriorate suddenly and/or unexpectedly, our estimates of loss reserves could be materially understated, which may adversely impact our financial condition and operating results. Changes to our estimates could result in a material impact to our results of operations, even in a stable economic environment, and there can be no assurance that actual claims paid by us will not be substantially different than our loss reserves.

A downgrade in our financial strength ratings may adversely affect the amount of business that we write.

Financial strength ratings, which various ratings organizations publish as a measure of an insurance company's ability to meet contractholder and policyholder obligations, are important to maintain confidence in our products and our competitive position. A downgrade in our financial strength ratings, or the announced potential for a downgrade, could have an adverse effect on our financial condition and results of operations in many ways, including: (i) increased scrutiny of us and our financial condition by our customers, potentially resulting in a decrease in the amount of new insurance policies that we write; (ii) requiring us to reduce the premiums that we charge for mortgage insurance in order to remain competitive; and (iii) adversely affecting our ability to obtain reinsurance or to obtain reasonable pricing on reinsurance. A ratings downgrade could also increase our cost of capital and limit our access to the capital markets.

In addition, if the GSEs renew their historical focus on financial strength or other third-party credit ratings as components of their eligibility requirements for private mortgage insurers and do not set such requirements at a level that we can satisfy, or if as a result of a downgrade we would no longer comply with such rating requirements, our revenues and results of operations would be materially adversely affected. See "*Changes in the business practices of the GSEs, including actions or decisions to decrease or discontinue the use of mortgage insurance or changes in the GSEs' eligibility requirements for mortgage insurers, could reduce our revenues or adversely affect our profitability and returns*" and "Business—Regulation—Direct U.S. Regulation—GSE Qualified Mortgage Insurer Requirements."

We rely on our senior management team and our business could be harmed if we are unable to retain qualified personnel.

Our success depends, in part, on the skills, working relationships and continued services of our senior management team. We have employment agreements with each of our senior executives. The departure of any of our key executives could adversely affect the conduct of our business. In such an event, we would be required to obtain other personnel to manage and operate our business, and there can be no assurance that we would be able to employ a suitable replacement for the departing individual, or that a replacement could be hired on terms that are favorable to us. Volatility or lack of performance in our share price may affect our ability to retain our key personnel or attract replacements should key personnel depart.

If servicers fail to adhere to appropriate servicing standards or experience disruptions to their businesses, our losses could unexpectedly increase.

We depend on reliable, consistent third-party servicing of the loans that we insure. Among other things, our mortgage insurance policies require our policyholders and their servicers to timely submit premium and monthly insurance in force and default reports and utilize commercially reasonable efforts to limit and mitigate loss when a loan is in default. If one or more servicers were to experience adverse effects to its business, such servicers could experience delays in their reporting and premium payment requirements. Without reliable, consistent third-party servicing, our insurance subsidiaries may be unable to correctly record new loans as they are underwritten, receive and process payments on insured loans and/or properly recognize and establish loss reserves on loans when a default exists or occurs but is not reported to us. In addition, if these servicers fail to limit and mitigate losses when appropriate, our losses may unexpectedly increase. Significant failures by large servicers or disruptions in the servicing of mortgage loans covered by our insurance policies would adversely impact our business, financial condition and operating results.

Furthermore, we have delegated to the GSEs, who have in turn delegated to most of their servicers, authority to accept modifications, short sales and deeds-in-lieu of foreclosure on loans we insure. Servicers are required to operate under protocols established by the GSEs in accepting these loss mitigation alternatives. We are dependent upon servicers in making these decisions and mitigating our exposure to losses. In some cases, loss mitigation decisions favorable to the GSEs may not be favorable to us, and may increase the incidence of paid claims. Inappropriate delegation protocols or failure of servicers to

service in accordance with the protocols may increase the magnitude of our losses and have an adverse effect on our business, financial condition and operating results. Our delegation of loss mitigation decisions to the GSEs is subject to cancellation but exercise of our cancellation rights may have an adverse impact on our relationship with the GSEs and lenders.

Our information technology systems may become outmoded, be temporarily interrupted or fail thereby causing us to fail to meet our customers' demands.

Our business is highly dependent on the effective operation of our information technology systems, which are vulnerable to damage or interruption from power outages, computer and telecommunications failures, computer viruses, cyber-attacks, security breaches, catastrophic events and errors in usage. Although we have disaster recovery and business continuity plans in place, we may not be able to adequately execute these plans in a timely fashion. Additionally, we may not satisfy our customers' requirements if we fail to invest sufficient resources in, or otherwise are unable to maintain and upgrade our information technology systems. Because we rely on our information technology systems for many critical functions, including connecting with our customers, if such systems were to fail or become outmoded, we may experience a significant disruption in our operations and in the business we receive, which could negatively affect our operating results, financial condition and profitability.

The security of our information technology systems may be compromised and confidential information, including non-public personal information that we maintain, could be improperly disclosed.

Our information technology systems may be vulnerable to physical or electronic intrusions, computer viruses or other attacks. As part of our business, we maintain large amounts of confidential information, including non-public personal information on consumers and our employees. Breaches in security could result in the loss or misuse of this information, which could, in turn, result in potential regulatory actions or litigation, including material claims for damages, interruption to our operations, damage to our reputation or otherwise have a material adverse effect on our business, financial condition and operating results. Although we believe that we have appropriate information security policies and systems in place in order to prevent unauthorized use or disclosure of confidential information, including non-public personal information, there can be no assurance that such use or disclosure will not occur.

Our holding company structure and certain regulatory and other constraints, including adverse business performance, could negatively impact our liquidity and potentially require us to raise more capital.

Essent Group Ltd. serves as the holding company for our insurance and other subsidiaries and does not have any significant operations of its own. As a result, its principal source of funds is income from our investment portfolio, dividends and other distributions from our insurance and other subsidiaries, including permitted payments under our expense-sharing arrangements, and funds that may be raised from time to time in the capital markets. Our dividend income is limited to upstream dividend payments from our insurance and other subsidiaries, which may be restricted by applicable state insurance laws. Under Pennsylvania law, our insurance subsidiaries may pay ordinary dividends without prior approval of the Pennsylvania Insurance Commissioner (the "Commissioner"), but are not permitted to pay extraordinary dividends without the prior approval of the Commissioner. An extraordinary dividend is a dividend or distribution which, together with other dividends and distributions made within the preceding 12 months, exceeds the greater of (i) 10% of our surplus as shown in our last annual statement on file with the Commissioner, or (ii) our net income for the period covered by such statement, but shall not include pro rata distributions of any class of our own securities. Moreover, under Pennsylvania law, dividends and other distributions may only be paid out of unassigned surplus unless approved by the Commissioner. Our primary operating subsidiary, Essent Guaranty, Inc., had unassigned surplus of approximately \$327.1 million as of December 31, 2019. In addition, Essent Guaranty of PA, Inc. had unassigned surplus of approximately \$13.9 million as of December 31, 2019. For further information, see Note 11 to our consolidated financial statements entitled "Dividends Restrictions" included elsewhere in this Annual Report.

We may need additional capital to fund our operations or expand our business, and if we are unable to obtain sufficient financing or such financing is obtained on adverse terms, we may not be able to operate or expand our business as planned, which could negatively affect our results of operations and future growth.

We may require incremental capital to support our growth and comply with regulatory requirements. To the extent that we require capital in the future, we may need to obtain financing from the capital markets or other third-party sources of financing. We may also seek to reinsure part of our risk in force with third-party reinsurers in order to obtain reinsurance credit and capital relief under insurance laws applicable to us and the regulations of the GSEs. Potential investors, lenders or reinsurers may be unable to provide us with financing or reinsurance that is attractive to us. Our access to such financing will depend, in part, on:

- general market conditions;
- the market's perception of our growth potential;
- our debt levels, if any;
- our expected results of operations;
- our cash flow;
- the availability of capital to third-party reinsurers to reinsure our risks; and
- the market price of our common shares.

Our principal capital demands include funds for (i) the expansion of our business, (ii) the payment of certain corporate operating expenses, (iii) capital support for our subsidiaries, and (iv) Federal, state and local taxes. We may need to provide additional capital support to our insurance subsidiaries if required pursuant to insurance laws and regulations or by the GSEs. If we were unable to meet our obligations, our insurance subsidiaries could lose GSE approval or be required to cease writing business in one or more states, which would adversely impact our business, financial condition and operating results.

We may not be able to collect all amounts due to us from reinsurers and reinsurance coverage may not be available to us in the future at commercially reasonable rates or at all.

We have ceded to third-party reinsurers and special purpose reinsurers funded through the issuance of insurance-linked notes certain risk that we have insured in order to limit our maximum net loss arising in periods of elevated claims as well as to claim reinsurance credit and capital relief under insurance laws applicable to us and the regulations of the GSEs. Although the reinsurers to which we have ceded such risk are liable to us to the extent of the ceded insurance, we remain liable as the direct insurer on all risks so reinsured. As a result, our reinsurance arrangements do not fully eliminate our obligation to pay claims, and we have assumed credit risk with respect to our ability to recover amounts due from our reinsurers. We may not be able to collect all amounts due to us from reinsurers, which could have a material adverse effect on our results of operations or financial condition. The availability and cost of reinsurance are subject to prevailing market conditions that are beyond our control. For example, reinsurance may be more difficult or costly to obtain following an economic downturn that results in a significant negative impact on the U.S. housing market. No assurances can be made that reinsurance will remain continuously available to us in amounts that we consider sufficient and at rates that we consider acceptable, which would cause us to increase the amount of risk we retain, reduce the amount of business we write or look for alternatives to reinsurance. If investors are unwilling to purchase, or to purchase at a reasonable price, insurance-linked notes that fund the type of special purpose reinsurers with which we have entered into reinsurance transactions, we may not be able to obtain reinsurance on business that we write in the future at a level consistent with the reinsurance we have obtained on our current business. This, in turn, could have a material adverse effect on our financial condition or results of operations.

We are exposed to risks relating to LIBOR and other benchmark rates.

Regulators, law enforcement agencies, or the ICE Benchmark Association (the current administrator of LIBOR) may take actions resulting in changes to the way LIBOR is determined, the discontinuance of reliance on LIBOR as a benchmark rate or the establishment of alternative reference rates. The U.K. Financial Conduct Authority has announced that it intends to stop persuading or compelling banks to submit LIBOR rates after 2021. The Federal Reserve Bank of New York has begun publishing a Secured Overnight Funding Rate ("SOFR"), which is intended to replace U.S. dollar LIBOR, and central banks in several other jurisdictions have also announced plans for alternative reference rates for other currencies. At this time, we cannot predict how markets will respond to these new rates, and we cannot predict the effect of any changes to or discontinuation of LIBOR on new or existing financial instruments to which we have exposure. Any changes to or discontinuation of LIBOR may have an adverse effect on the reinsurance premium rates we are required to pay in connection with our "Radnor Re" insurance-linked notes transactions, which are tied to LIBOR, or other assets or liabilities whose value is tied to LIBOR or to a LIBOR alternative, including floating rate bonds we hold in our investment portfolio. Furthermore, changes to or the discontinuation of LIBOR may impact other aspects of our business, including products, pricing, and models.

Our success will depend on our ability to maintain and enhance effective operating procedures and internal controls.

Operational risk and losses can result from, among other things, fraud, errors, failure to document transactions properly or to obtain proper internal authorization, failure to comply with regulatory requirements, information technology failures, failure to appropriately transition new hires or external events. We continue to enhance our operating procedures and internal controls to effectively support our business and our regulatory and reporting requirements. Our management does not expect that our disclosure controls or our internal controls will prevent all potential errors and fraud. A control system, no matter how well conceived and operated, can provide only reasonable, not absolute, assurance that the objectives of the control system are met. Further, the design of a control system must reflect the fact that there are resource constraints, and the benefits of controls must be considered relative to their costs. As a result of the inherent limitations in all control systems, no evaluation of controls can provide absolute assurance that all control issues and instances of fraud, if any, within the company have been detected. These inherent limitations include the realities that judgments in decision making can be faulty, and that breakdowns can occur because of simple error or mistake. Additionally, controls can be circumvented by the individual acts of some persons or by collusion of two or more people. The design of any system of controls also is based in part upon certain assumptions about the likelihood of future events, and there can be no assurance that any design will succeed in achieving its stated goals under all potential future conditions; over time, controls may become inadequate because of changes in conditions, or the degree of compliance with the policies or procedures may deteriorate. As a result of the inherent limitations in a cost-effective control system, misstatement due to error or fraud may occur and not be detected. Accordingly, our disclosure controls and procedures are designed to provide reasonable, not absolute, assurance that the disclosure controls and procedures are met. Any ineffectiveness in our controls or procedures could have a material adverse effect on our business.

We have a risk management framework designed to assess and monitor our risks. However, there can be no assurance that we can effectively review and monitor all risks or that all of our employees will operate within our risk management framework, nor can there can be any assurance that our risk management framework will result in accurately identifying all risks and accurately limiting our exposures based on our assessments. Moreover, risk management is expected to be a new and important focus of regulatory examinations of companies under supervision. There can be no assurance that our risk management framework and documentation will meet the expectations of such regulators.

The mortgage insurance industry is, and as a participant in that industry we are, subject to litigation and regulatory risk generally.

The mortgage insurance industry faces litigation risk in the ordinary course of operations, including the risk of class action lawsuits and administrative enforcement by Federal and state agencies. Litigation relating to capital markets transactions and securities-related matters in general has increased and is expected to continue to increase as a result of the recent financial crisis. Consumers are bringing a growing number of lawsuits against home mortgage lenders and settlement service providers. Mortgage insurers have been involved in class action litigation alleging violations of Section 8 of the Real Estate Settlement Procedures Act of 1974, or RESPA, and the Fair Credit Reporting Act, or FCRA. Section 8 of RESPA generally precludes mortgage insurers from paying referral fees to mortgage lenders for the referral of mortgage insurance business. This limitation also can prohibit providing services or products to mortgage lenders free of charge, charging fees for services that are lower than their reasonable or fair market value and paying fees for services that mortgage lenders provide that are higher than their reasonable or fair market value, in exchange for the referral of mortgage insurance business services. Violations of the referral fee limitations of RESPA may be enforced by the CFPB, HUD, the Department of Justice, state attorneys general and state insurance commissioners, as well as by private litigants in class actions. In the past, a number of lawsuits have challenged the actions of private mortgage insurers under RESPA, alleging that the insurers have violated the referral fee prohibition by entering into captive reinsurance arrangements or providing products or services to mortgage lenders at improperly reduced prices in return for the referral of mortgage insurance, including the provision of contract underwriting services. In addition to these private lawsuits, other private mortgage insurance companies have received civil investigative demands from, and entered into consent orders with, the CFPB as part of its investigation to determine whether mortgage lenders and mortgage insurance providers engaged in acts or practices in connection with their captive mortgage insurance arrangements in violation of RESPA, the Consumer Financial Protection Act and the Dodd-Frank Act. The CFPB's ruling in its enforcement order against PHH Corporation for alleged RESPA violations stemming from captive mortgage insurance arrangements was overturned on appeal by a panel of the U.S. Court of Appeals for the D.C. Circuit, a decision affirmed in January 2018 by the D.C. Circuit en banc. Although we did not participate in the practices that were the subject of the CFPB consent orders or the PHH case, the private mortgage insurance industry and our insurance subsidiaries are subject to substantial Federal and state regulation. Increased Federal or state regulatory scrutiny could lead to new legal precedents, new regulations or new practices, or regulatory actions or investigations, which could adversely affect our financial condition and operating results.

Our operating insurance and reinsurance subsidiaries are subject to regulation in various jurisdictions, and material changes in the regulation of their operations could adversely affect us.

Our insurance and reinsurance subsidiaries are subject to government regulation in each of the jurisdictions in which they are licensed or authorized to do business. Governmental agencies have broad administrative power to regulate many aspects of the insurance business, which may include trade and claim practices, accounting methods, premium rates, marketing practices, advertising, policy forms, and capital adequacy. These agencies are concerned primarily with the protection of policyholders rather than shareholders. Moreover, insurance laws and regulations, among other things:

- establish solvency requirements, including minimum reserves and capital and surplus requirements;
- determine the credit that we receive for reinsurance arrangements into which we enter;
- limit the amount of dividends, tax distributions, intercompany loans and other payments our insurance subsidiaries can make without prior regulatory approval; and
- impose restrictions on the amount and type of investments we may hold.

The NAIC examines existing state insurance laws and regulations in the United States. During 2012, the NAIC established a Mortgage Guaranty Insurance Working Group, which we refer to as the "MGIWG," to determine and make recommendations to the NAIC's Financial Condition Committee including, but not limited to, revisions to *Statement of Statutory Accounting Principles (SSAP) No. 58 - Mortgage Guaranty Insurance*. In December 2019, the MGIWG released a draft revised Mortgage Guaranty Insurance Model Act and proposed a risk-based mortgage guaranty capital model. If the NAIC were to adopt a revised Mortgage Guaranty Insurance Model Act as proposed, it may result in state legislatures enacting and implementing the revised provisions. We cannot predict the effect that any NAIC recommendations or proposed or future legislation or rule-making in the United States or elsewhere may have on our financial condition or operations.

If our Bermuda principal operating subsidiary becomes subject to insurance statutes and regulations in jurisdictions other than Bermuda or if there is a change in Bermuda law or regulations or the application of Bermuda law or regulations, there could be a significant and negative impact on our business.

Our primary reinsurance subsidiary, Essent Reinsurance Ltd., is a registered Bermuda Class 3A insurer pursuant to Section 4 of the Insurance Act 1978. As such, it is subject to regulation and supervision in Bermuda and is not licensed or admitted to do business in any jurisdiction except Bermuda. Generally, Bermuda insurance statutes and regulations applicable to Essent Reinsurance Ltd. are less restrictive than those that would be applicable if they were governed by the laws of any state in the United States. We do not presently intend for Essent Reinsurance Ltd. to be admitted to do business in the United States, the U.K. or any jurisdiction other than Bermuda. However, recent scrutiny of the insurance and reinsurance industry in the United States and other countries could subject Essent Reinsurance Ltd. to additional regulation in the future that may make it unprofitable or illegal to operate a reinsurance business through our Bermuda subsidiary. We cannot assure you that insurance regulators in the United States, the U.K. or elsewhere will not review the activities of Essent Reinsurance Ltd. or its subsidiaries or agents and assert that Essent Reinsurance Ltd. is subject to such jurisdiction's licensing requirements. If in the future Essent Reinsurance Ltd. becomes subject to any insurance laws of the United States or any state thereof or of any other jurisdiction, we cannot assure you that Essent Reinsurance Ltd. would be in compliance with such laws or that complying with such laws would not have a significant and negative effect on our business.

The process of obtaining licenses is very time consuming and costly, and Essent Reinsurance Ltd. may not be able to become licensed in jurisdictions other than Bermuda should we choose to do so. The modification of the conduct of our business that would result if we were required or chose to become licensed in certain jurisdictions could significantly and negatively affect our financial condition and results of operations. In addition, our inability to comply with insurance statutes and regulations could significantly and adversely affect our financial condition and results of operations by limiting our ability to conduct business as well as subject us to penalties and fines.

Because Essent Reinsurance Ltd. is a Bermuda company, it is subject to changes in Bermuda law and regulation that may have an adverse impact on our operations, including through the imposition of tax liability or increased regulatory supervision. Bermuda insurance statutes and the regulations, and policies of the BMA, require Essent Reinsurance Ltd. to, among other things:

- maintain a minimum level of capital and surplus;

- maintain an enhanced capital requirement, general business solvency margins and a minimum liquidity ratio;
- restrict dividends and distributions;
- obtain prior approval regarding the ownership and transfer of shares;
- maintain a principal office and appoint and maintain a principal representative in Bermuda;
- file annual financial statements, an annual statutory financial return and an annual capital and solvency return; and
- allow for the performance of certain periodic examinations of Essent Reinsurance Ltd. and its financial condition.

These statutes and regulations may restrict Essent Reinsurance Ltd.'s ability to write insurance and reinsurance policies, distribute funds and pursue its investment strategy. In addition, Essent Reinsurance Ltd. is exposed to any changes in the political environment in Bermuda. The Bermuda insurance and reinsurance regulatory framework recently has become subject to increased scrutiny in many jurisdictions, including the U.K. As a result of the delay in implementation of Solvency II Directive 2009/138/EC ("Solvency II"), it is unclear when the European Commission will make a final decision on whether or not it will recognize the solvency regime in Bermuda to be equivalent to that laid down in Solvency II. While we cannot predict the future impact on our operations of changes in the laws and regulation to which we are or may become subject, any such changes could have a material adverse effect on our business, financial condition and results of operations.

Risks Relating to Taxes

We and our non-U.S. subsidiaries may become subject to U.S. Federal income and branch profits taxation.

Essent Group Ltd. and Essent Reinsurance Ltd. intend to operate their business in a manner that will not cause them to be treated as engaged in a trade or business in the United States and, thus, will not be required to pay U.S. Federal income and branch profits taxes (other than U.S. excise taxes on insurance and reinsurance premium and withholding taxes on certain U.S. source investment income, and dividends paid from U.S. subsidiaries) on their income. However, because there is uncertainty as to the activities which constitute being engaged in a trade or business in the United States, there can be no assurances that the U.S. Internal Revenue Service (the "IRS") will not contend successfully that Essent Group Ltd. or its non-U.S. subsidiaries are engaged in a trade or business in the United States. In addition, Section 845 of the Internal Revenue Code of 1986, as amended (the "Code"), was amended in 2004 to permit the IRS to reallocate, recharacterize or adjust items of income, deduction or certain other items related to a reinsurance contract between related parties to reflect the proper "amount, source or character" for each item (in contrast to prior law, which only covered "source and character"). Any U.S. Federal income and branch profits taxes levied upon earnings from our Bermuda operations could materially adversely affect our shareholders' equity and earnings.

Holders of 10% or more of our common shares may be subject to U.S. income taxation under the "controlled foreign corporation" ("CFC") rules.

The Tax Cuts and Jobs Act of 2017 ("TCJA") contains substantial law changes to the CFC rules, and such changes could impact our shareholders under certain circumstances summarized below.

If you are a "10% U.S. Shareholder" (defined to be a "U.S. Person" (as defined below) who owns (directly, or indirectly through non-U.S. entities) or ("constructively," as defined below) at least 10% of the total combined value or voting power of all classes of stock) of a non-U.S. corporation that is a CFC at any time during a taxable year and you own shares in such non-U.S. corporation directly or indirectly through non-U.S. entities on the last day of the non-U.S. corporation's taxable year on which it is a CFC, you must include in your gross income for U.S. Federal income tax purposes your pro rata share of the CFC's "subpart F income," even if the subpart F income is not distributed. Also, due to attribution rule changes contained in TCJA, the Company believes that, based upon ownership of its U.S. subsidiaries, its foreign reinsurer (Essent Reinsurance Ltd.), and foreign intermediate holding company (Essent Irish Intermediate Holdings Ltd.) will both be deemed CFC's. Accordingly, any shareholder who becomes a "10% U.S. Shareholder" at any time during the calendar year, by either vote or value will be subject to a "Subpart F income" inclusion on a per share per day basis. Subpart F income of a non-U.S. insurance corporation typically includes "foreign personal holding company income" (such as interest, dividends and other types of passive income), as well as insurance and reinsurance income (including underwriting and investment income).

For purposes of this discussion, the term "U.S. Person" means: (i) an individual citizen or resident of the United States, (ii) a partnership or corporation, created in or organized under the laws of the United States, or organized under the laws of any political subdivision thereof, (iii) an estate the income of which is subject to U.S. Federal income taxation regardless of its

source, (iv) a trust if either (x) a court within the United States is able to exercise primary supervision over the administration of such trust and one or more U.S. Persons have the authority to control all substantial decisions of such trust or (y) the trust has a valid election in effect to be treated as a U.S. Person for U.S. Federal income tax purposes; or (v) any other person or entity that is treated for U.S. Federal income tax purposes as if it were one of the foregoing.

U.S. Persons who hold our shares may be subject to U.S. income taxation at ordinary income rates on their proportionate share of our "related party insurance income" ("RPII").

If the RPII (determined on a gross basis) of Essent Reinsurance Ltd. were to equal or exceed 20% of Essent Reinsurance Ltd.'s gross insurance income in any taxable year and direct or indirect policyholders (and persons related to those policyholders) own directly or indirectly through entities 20% or more of the voting power or value of the Company, then a U.S. Person who owns any shares of Essent Reinsurance Ltd. (directly or indirectly through non-U.S. entities) on the last day of the taxable year on which it is an RPII CFC would be required to include in its income for U.S. Federal income tax purposes such person's pro rata share of Essent Reinsurance Ltd.'s RPII for the entire taxable year, determined as if such RPII were distributed proportionately only to U.S. Persons at that date regardless of whether such income is distributed, in which case your investment could be materially adversely affected. In addition, any RPII that is includible in the income of a U.S. tax-exempt organization may be treated as unrelated business taxable income. The amount of RPII earned by a non-U.S. insurance subsidiary (generally, premium and related investment income from the indirect or direct insurance or reinsurance of any direct or indirect U.S. holder of shares or any person related to such holder) will depend on a number of factors, including the identity of persons directly or indirectly insured or reinsured by the company. We do not expect gross RPII of Essent Reinsurance Ltd. to equal or exceed 20% of its gross insurance income in any taxable year for the foreseeable future, but we cannot be certain that this will be the case because some of the factors which determine the extent of RPII may be beyond our control.

U.S. Persons who dispose of our shares may be subject to U.S. Federal income taxation at the rates applicable to dividends on a portion of such disposition.

Section 1248 of the Code in conjunction with the RPII rules provides that if a U.S. Person disposes of shares in a non-U.S. corporation that earns insurance income in which U.S. Persons own 25% or more of the shares (even if the amount of gross RPII is less than 20% of the corporation's gross insurance income or the ownership of its shares by direct or indirect policyholders and related persons is less than the 20% threshold), any gain from the disposition will generally be treated as a dividend to the extent of the holder's share of the corporation's undistributed earnings and profits that were accumulated during the period that the holder owned the shares (whether or not such earnings and profits are attributable to RPII). In addition, such a holder will be required to comply with certain reporting requirements, regardless of the amount of shares owned by the holder. These RPII rules should not apply to dispositions of our shares because the Company will not itself be directly engaged in the insurance business. The RPII provisions, however, have never been interpreted by the courts or the U.S. Treasury in final regulations, and regulations interpreting the RPII provisions of the Code exist only in proposed form. It is not certain whether these regulations will be adopted in their proposed form or what changes or clarifications might ultimately be made thereto or whether any such changes, as well as any interpretation or application of the RPII rules by the IRS, the courts, or otherwise, might have retroactive effect. The U.S. Treasury has authority to impose, among other things, additional reporting requirements with respect to RPII. Accordingly, the meaning of the RPII provisions and the application thereof to us is uncertain.

U.S. Persons who hold our shares will be subject to adverse tax consequences if we are considered to be a passive foreign investment company ("PFIC") for U.S. Federal income tax purposes.

The TCJA contains substantial law changes to the PFIC rules, and such changes could impact our shareholders under certain circumstances summarized below.

Due to changes to the PFIC rules contained in the TCJA, we believe that Essent Reinsurance Ltd. will be deemed a PFIC, and any U.S. Person owning shares in the company could be subject to adverse tax consequences, if recently proposed regulations discussed below are enacted as final even if Essent Group is not a PFIC. Based upon the current relative value of its U.S. subsidiaries vs. foreign subsidiaries, management believes that Essent Group Ltd. is not currently a PFIC. However, in the event that future business circumstances (i.e. relative value changes) and/or tax law changes occur, Essent Group Ltd. may be considered a PFIC. Management has operated, and intends to continue to operate, in a manner such as to avoid Essent Group Ltd. being deemed a PFIC based upon relative value of its subsidiaries; however, there can be no guaranty that management will be successful in the future. Also, if future tax law changes redefine whom may be considered a "U.S. Person" subject to PFIC income inclusion, then any U.S. Person who owns any of our shares could be subject to adverse tax consequences, including becoming subject to a greater tax liability than might otherwise apply and to tax on amounts in advance of when tax would otherwise be imposed, in which case your investment could be materially adversely affected. In addition, if Essent Group Ltd. were considered a PFIC, upon the death of any U.S. individual owning shares, such individual's heirs or estate would not be entitled to a "step-up" in the basis of the shares that might otherwise be available under U.S. Federal income tax laws.

We believe that Essent Group Ltd. is not, has not been, and currently does not expect to become, a PFIC for U.S. Federal income tax purposes. However, recently proposed regulations also introduce attribution rules that, taken together with other provisions of the regulations, could result in a U.S. Person that directly owns any shares in a non-PFIC being treated as an indirect shareholder of a lower tier PFIC subject to the general PFIC rules described herein. In addition, the proposed regulations attempt to clarify the application of the PFIC provisions to an insurance company and provide guidance on a range of issues relating to PFICs including the application of the look-through rule, the treatment of income and assets of certain U.S. insurance subsidiaries for purposes of the look-through rule and the extension of the look-through rule to 25 percent or more owned partnerships. The proposed regulations also provide that a non-U.S. insurance company may only qualify for an exception to the PFIC rules if, among other things, the non-U.S. insurance company's officers and employees perform its substantial managerial and operational activities (taking into account activities of officers and employees of certain related entities in certain cases). The proposed regulations also provide that an active conduct percentage test must be satisfied for the insurance company exception to apply, which test compares the expenses for services of officers and employees of the non-U.S. insurer and certain related entities incurred for the production of premium and certain investment income to all such expenses regardless of the service provider. These proposed regulations will not be effective unless and until adopted in final form. We cannot predict the likelihood of finalization of the proposed regulations or the scope, nature, or impact of the proposed regulations on it or its shareholders that are U.S. Persons should they be formally adopted or enacted. There can be no assurance that such new regulations when adopted will not adversely impact Essent Group Ltd.'s PFIC status or U.S. Persons owning Essent Group Ltd. shares. If Essent Group Ltd. were considered a PFIC or if U.S. Persons owning Essent Group Ltd. shares were treated as indirect owners of Essent Reinsurance Ltd. under the PFIC attribution rules, it would have material adverse tax consequences for an investor that is subject to U.S. Federal income taxation.

U.S. tax-exempt organizations who own our shares may recognize unrelated business taxable income.

A U.S. tax-exempt organization may recognize unrelated business taxable income if a portion of the insurance income of any of our non-U.S. insurance subsidiaries is allocated to the organization, which generally would be the case if the tax-exempt shareholder is a 10% U.S. Shareholder or if there is RPII, and certain exceptions do not apply, and the tax-exempt organization owns any of our shares. Although we do not believe that any U.S. Persons should be allocated such insurance income, we cannot be certain that this will be the case. U.S. tax-exempt investors are advised to consult their own tax advisors.

There is the potential foreign bank account reporting and reporting of "Specified Foreign Financial Assets."

U.S. Persons holding our common shares should consider their possible obligation to file a FinCEN Form 114, Report of Foreign Bank and Financial Accounts with respect to their shares. Additionally, such U.S. and non-U.S. persons should consider their possible obligations to annually report certain information with respect to us with their U.S. Federal income tax returns. Shareholders should consult their tax advisors with respect to these or any other reporting requirement which may apply with respect to their ownership of our common shares.

Reduced tax rates for qualified dividend income may not be available in the future.

We believe that the dividends paid on the common shares should qualify as "qualified dividend income" if, as is intended, our common shares remain listed on a national securities exchange and we are not a PFIC. Qualified dividend income received by non-corporate U.S. Persons is generally eligible for long-term capital gain rates. There has been proposed legislation before the U.S. Senate and House of Representatives that would exclude shareholders of certain foreign corporations from this advantageous tax treatment. If such legislation were to become law, non-corporate U.S. Persons would no longer qualify for the reduced tax rate on the dividends paid by us.

Proposed U.S. tax legislation could have an adverse impact on us or holders of our common shares.

It is possible that legislation could be introduced and enacted by the current Congress or future Congresses that could have an adverse impact on us or holders of our common shares. It is also possible that Treasury Regulations, and/or IRS administrative rulings could be written under the TCJA that could have an adverse impact on the Company or the holders of our common shares. Specifically, as discussed above, new Treasury Regulations addressing TCJA changes to the PFIC rules could cause a U.S. Person to be subject to PFIC income inclusion from an indirectly owned foreign subsidiary. We cannot be certain if, when or in what form such Treasury Regulations or IRS administrative pronouncements may be provided and whether such guidance will have a retroactive effect, and/or a negative impact upon an investor subject to U.S. taxation.

The TCJA contains provisions intended to eliminate certain perceived tax advantages of companies (including insurance companies) that have legal domiciles outside the United States but have certain affiliate transactions, U.S. connections, and/or United States persons investing in such companies. For example, the TCJA includes a base erosion anti-abuse tax or "BEAT" that could make certain levels of affiliate reinsurance between United States and non-U.S. members of our group economically unfeasible. Although we are not currently impacted by BEAT, there can be no assurance that changes to future taxable income

calculations or future changes to BEAT will not have a negative impact on us. Further, it is possible that other legislation could be introduced and enacted by the current Congress or future Congresses that could adversely impact us.

Risks Relating to Ownership of Our Common Shares

Our share price may be volatile or may decline regardless of operating performance.

The market price of our common shares may fluctuate significantly in the future. Some of the factors that could negatively affect the market price of our common shares include:

- actual or anticipated variations in our quarterly operating results;
- changes in our earnings estimates or publication of research reports about us or the real estate industry;
- changes in market valuations of similar companies;
- any indebtedness we incur in the future;
- changes in credit markets and interest rates;
- changes in government policies, laws and regulations;
- changes impacting Fannie Mae, Freddie Mac or Ginnie Mae;
- additions to or departures of our key management personnel;
- actions by shareholders;
- speculation in the press or investment community;
- strategic actions by us or our competitors;
- changes in our credit ratings;
- the availability of third-party reinsurance for the insurance coverage that we write;
- general market and economic conditions;
- our failure to meet, or the lowering of, our earnings estimates or those of any securities analysts; and
- price and volume fluctuations in the stock market generally.

The stock markets have experienced extreme volatility in recent years that has been unrelated to the operating performance of particular companies. These broad market fluctuations may adversely affect the trading price of our common shares. In the past, securities class action litigation has often been instituted against companies following periods of volatility in their stock price. This type of litigation, even if it does not result in liability for us, could result in substantial costs to us and divert management's attention and resources.

Future sales of shares by existing shareholders could cause our share price to decline.

Sales of substantial amounts of our common shares in the public market, or the perception that these sales could occur, could cause the market price of our common shares to decline. As of February 10, 2020, we had 98,450,053 outstanding common shares. In the future, we may issue additional common shares or other equity or debt securities convertible into common shares in connection with a financing, acquisition, and litigation settlement or employee arrangement or otherwise. Any of these issuances could result in substantial dilution to our existing shareholders and could cause the trading price of our common shares to decline.

If securities or industry analysts do not publish research or publish misleading or unfavorable research about our business, our share price and trading volume could decline.

The trading market for our common shares depends in part on the research and reports that securities or industry analysts publish about us or our business. If one or more of these analysts downgrades our shares or publishes misleading or unfavorable research about our business, our share price would likely decline. If one or more of these analysts ceases coverage of our Company or fails to publish reports on us regularly, demand for our shares could decrease, which could cause our share price or trading volume to decline.

Our ability to pay dividends is dependent on our receipt of dividends and other funds from our subsidiaries.

Essent Group Ltd. is a holding company. As a result, our ability to pay dividends on our common shares in the future will depend on the earnings and cash flows of our operating subsidiaries and the ability of those subsidiaries to pay dividends or to advance or repay funds to it. This ability is subject to general economic, financial, competitive, regulatory and other factors beyond our control. Furthermore, our subsidiaries are restricted by state insurance laws and regulations from declaring dividends to us. See "*Our holding company structure and certain regulatory and other constraints, including adverse business performance, could negatively impact our liquidity and potentially require us to raise more capital.*" Accordingly, our operating subsidiaries may not be able to pay dividends up to Essent Group Ltd. in the future, which could prevent us from paying dividends on our common shares.

Furthermore, our subsidiaries are restricted by state insurance laws and regulations from declaring dividends to us. See "*Our holding company structure and certain regulatory and other constraints, including adverse business performance, could negatively impact our liquidity and potentially require us to raise more capital.*"

Holders of our shares may have difficulty effecting service of process on us or enforcing judgments against us in the United States.

We are a Bermuda exempted company. As a result, the rights of holders of our common shares are governed by Bermuda law and our memorandum of association and bye-laws. The rights of shareholders under Bermuda law may differ from the rights of shareholders of companies incorporated in other jurisdictions. Certain of our directors are not residents of the United States, and a substantial portion of our assets are owned by subsidiaries domiciled outside the United States. As a result, it may be difficult for investors to effect service of process on those persons in the United States or to enforce in the United States judgments obtained in U.S. courts against us or those persons based on the civil liability provisions of the U.S. securities laws. It is doubtful whether courts in Bermuda will enforce judgments obtained in other jurisdictions, including the United States, against us or our directors or officers under the securities laws of those jurisdictions or entertain actions in Bermuda against us or our directors or officers under the securities laws of other jurisdictions.

U.S. persons who own our shares may have more difficulty in protecting their interests than U.S. persons who are shareholders of a U.S. corporation.

The Bermuda Companies Act 1981 (the "Companies Act"), which applies to us, differs in certain material respects from laws generally applicable to U.S. corporations and their shareholders. Set forth below is a summary of certain significant provisions of the Companies Act and our bye-laws which differ in certain respects from provisions of Delaware corporate law. Because the following statements are summaries, they do not discuss all aspects of Bermuda law that may be relevant to us and our shareholders.

Interested Directors: Bermuda law provides that if a director has an interest in a material contract or proposed material contract with us or any of our subsidiaries or has a material interest in any person that is a party to such a contract, the director must disclose the nature of that interest at the first opportunity either at a meeting of directors or in writing to the board. Under Delaware law such transaction would not be voidable if:

- the material facts as to such interested director's relationship or interests were disclosed or were known to the board of directors and the board of directors had in good faith authorized the transaction by the affirmative vote of a majority of the disinterested directors;
- such material facts were disclosed or were known to the shareholders entitled to vote on such transaction and the transaction were specifically approved in good faith by vote of the majority of shares entitled to vote thereon; or

- the transaction was fair as to the corporation as of the time it was authorized, approved or ratified. Under Delaware law, the interested director could be held liable for a transaction in which the director derived an improper personal benefit.

Business Combinations with Large Shareholders or Affiliates. As a Bermuda company, we may enter into business combinations with our large shareholders or affiliates, including mergers, asset sales and other transactions in which a large shareholder or affiliate receives, or could receive, a financial benefit that is greater than that received, or to be received, by other shareholders, without obtaining prior approval from our board of directors or from our shareholders. If we were a Delaware company, we would need prior approval from our board of directors or a supermajority of our shareholders to enter into a business combination with an interested shareholder for a period of three years from the time the person became an interested shareholder, unless we opted out of the relevant Delaware statute. Our bye-laws also include a provision restricting business combinations with interested shareholders consistent with the corresponding Delaware statute.

Shareholders' Suits. The rights of shareholders under Bermuda law are not as extensive as the rights of shareholders in many U.S. jurisdictions. Class actions and derivative actions are generally not available to shareholders under the laws of Bermuda. However, the Bermuda courts ordinarily would be expected to follow English case law precedent, which would permit a shareholder to commence an action in the name of the company to remedy a wrong done to the company where an act is alleged to be beyond the corporate power of the company, is illegal or would result in the violation of our memorandum of association or bye-laws. Furthermore, a court would consider acts that are alleged to constitute a fraud against the minority shareholders or where an act requires the approval of a greater percentage of our shareholders than actually approved it. The prevailing party in such an action generally would be able to recover a portion of attorneys' fees incurred in connection with such action. Our bye-laws provide that shareholders waive all claims or rights of action that they might have, individually or in the right of the company, against any director or officer for any act or failure to act in the performance of such director's or officer's duties, except with respect to any fraud or dishonesty of such director or officer. Class actions and derivative actions generally are available to shareholders under Delaware law for, among other things, breach of fiduciary duty, corporate waste and actions not taken in accordance with applicable law. In such actions, the court has discretion to permit the winning party to recover attorneys' fees incurred in connection with such action.

Indemnification of Directors. We may indemnify our directors or officers or any person appointed to any committee by the board of directors acting in their capacity as such in relation to any of our affairs for any loss arising or liability attaching to them by virtue of any rule of law in respect of any negligence, default, breach of duty or breach of trust of which such person may be guilty in relation to the company other than in respect of his own fraud or dishonesty. Under Delaware law, a corporation may indemnify a director or officer of the corporation against expenses (including attorneys' fees), judgments, fines and amounts paid in settlement actually and reasonably incurred in defense of an action, suit or proceeding by reason of such position if such director or officer acted in good faith and in a manner he or she reasonably believed to be in or not be opposed to the best interests of the corporation and, with respect to any criminal action or proceeding, such director or officer had no reasonable cause to believe his or her conduct was unlawful.

We may repurchase a shareholder's common shares without the shareholder's consent.

Under our bye-laws and subject to Bermuda law, we have the option, but not the obligation, to require a shareholder to sell to us at fair market value the minimum number of common shares which is necessary to avoid or cure any adverse tax consequences or materially adverse legal or regulatory treatment to us, our subsidiaries or our shareholders if our board of directors reasonably determines, in good faith, that failure to exercise our option would result in such adverse consequences or treatment.

Provisions in our bye-laws may reduce or increase the voting rights of our shares.

In general, and except as provided under our bye-laws and as provided below, our shareholders have one vote for each common share held by them and are entitled to vote, on a non-cumulative basis, at all meetings of shareholders. However, if, and so long as, the shares of a shareholder are treated as "controlled shares" (as determined pursuant to sections 957 and 958 of the Code) of any U.S. Person that owns shares directly or indirectly through non-U.S. entities) and such controlled shares constitute 9.5% or more of the votes conferred by our issued shares, the voting rights with respect to the controlled shares owned by such U.S. Person will be limited, in the aggregate, to a voting power of less than 9.5%, under a formula specified in our bye-laws. The formula is applied repeatedly until the voting power of all 9.5% U.S. Shareholders has been reduced to less than 9.5%. In addition, our board of directors may limit a shareholder's voting rights when it deems it appropriate to do so to (i) avoid the existence of any 9.5% U.S. Shareholder; and (ii) avoid certain material adverse legal or regulatory consequences to us, any of our subsidiaries or any direct or indirect shareholder or its affiliates. The amount of any reduction of votes that occurs by operation of the above limitations will generally be reallocated proportionately among our other shareholders whose

shares were not "controlled shares" of the 9.5% U.S. Shareholder so long as such reallocation does not cause any person to become a 9.5% U.S. Shareholder.

Under these provisions, certain shareholders may have their voting rights limited, while other shareholders may have voting rights in excess of one vote per share. Moreover, these provisions could have the effect of reducing the votes of certain shareholders who would not otherwise be subject to the 9.5% limitation by virtue of their direct share ownership.

We are authorized under our bye-laws to request information from any shareholder for the purpose of determining whether a shareholder's voting rights are to be reallocated under the bye-laws. If any holder fails to respond to this request or submits incomplete or inaccurate information, we may, in our sole discretion, eliminate the shareholder's voting rights.

There are regulatory limitations on the ownership and transfer of our common shares.

Common shares may be offered or sold in Bermuda only in compliance with the provisions of the Companies Act and the Bermuda Investment Business Act 2003, which regulates the sale of securities in Bermuda. In addition, the BMA must approve all issues and transfers of shares of a Bermuda exempted company. However, the BMA has pursuant to its statement of June 1, 2005 given its general permission under the Exchange Control Act 1972 (and related regulations) for the issue and free transfer of our common shares to and among persons who are non-residents of Bermuda for exchange control purposes as long as the shares are listed on an appointed stock exchange, which includes the New York Stock Exchange. This general permission would cease to apply if the Company were to cease to be so listed. We have obtained consent under the Bermuda Exchange Control Act 1972 (and its related regulations) from the BMA for the issue and transfer of our common shares to and between residents and non-residents of Bermuda for exchange control purposes provided our common shares remain listed on an appointed stock exchange, which includes the NYSE. Bermuda insurance law requires that any person who becomes a holder of at least 10%, 20%, 33% or 50% of the common shares of an insurance or reinsurance company or its parent company must notify the BMA in writing within 45 days of becoming such a holder or 30 days from the date they have knowledge of having such a holding, whichever is later. The BMA may, by written notice, object to a person holding 10%, 20%, 33% or 50% of our common shares if it appears to the BMA that the person is not fit and proper to be such a holder. The BMA may require the holder to reduce their shareholding in us and may direct, among other things, that the voting rights attaching to their shares shall not be exercisable. A person that does not comply with such a notice or direction from the BMA will be guilty of an offense.

The insurance holding company laws and regulations of the Commonwealth of Pennsylvania, the state in which our insurance subsidiaries are domiciled, require that, before a person can acquire direct or indirect control of an insurer domiciled in the state, prior written approval must be obtained from the Pennsylvania Insurance Department. The state insurance regulators are required to consider various factors, including the financial strength of the acquirer, the integrity and management experience of the acquirer's board of directors and executive officers, and the acquirer's plans for the future operations of the reinsurer or insurer. Pursuant to applicable laws and regulations, "control" over an insurer is generally presumed to exist if any person, directly or indirectly, owns, controls, holds the power to vote or holds proxies representing, 10% or more of the voting securities of that reinsurer or insurer. Indirect ownership includes ownership of our common shares.

Except in connection with the settlement of trades or transactions entered into through the facilities of the NYSE, our board of directors may generally require any shareholder or any person proposing to acquire our shares to provide the information required under our bye-laws. If any such shareholder or proposed acquirer does not provide such information, or if the board of directors has reason to believe that any certification or other information provided pursuant to any such request is inaccurate or incomplete, the board of directors may decline to register any transfer or to effect any issuance or purchase of shares to which such request is related. Although these restrictions on transfer will not interfere with the settlement of trades on the NYSE, we may decline to register transfers in accordance with our bye-laws and board of directors resolutions after a settlement has taken place.

Future offerings of debt or equity securities, which may rank senior to our common shares, may restrict our operating flexibility and adversely affect the market price of our common shares.

If we decide to issue debt securities in the future, it is likely that they will be governed by an indenture or other instrument containing covenants restricting our operating flexibility. Additionally, any equity securities or convertible or exchangeable securities that we issue in the future may have rights, preferences and privileges more favorable than those of our common shares and may adversely affect the market price of our common shares. Any such debt or preference equity securities will rank senior to our common shares and will also have priority with respect to any distributions upon a liquidation, dissolution or similar event, which could result in the loss of all or a portion of your investment. Our decision to issue such

securities will depend on market conditions and other factors beyond our control, and we cannot predict or estimate the amount, timing or nature of our future offerings.

ITEM 1B. UNRESOLVED STAFF COMMENTS

Not applicable.

ITEM 2. PROPERTIES

We lease office facilities in Radnor, Pennsylvania and additional offices in Winston-Salem, North Carolina, and Irvine, California for our U.S. operations headquarters, and we lease office facilities in Bermuda for our Bermuda-based reinsurance company. We believe our current facilities are adequate for our current needs and that suitable additional space will be available as and when needed.

ITEM 3. LEGAL PROCEEDINGS

We are not currently subject to any material legal proceedings.

ITEM 4. MINE SAFETY DISCLOSURES

Not applicable.

PART II

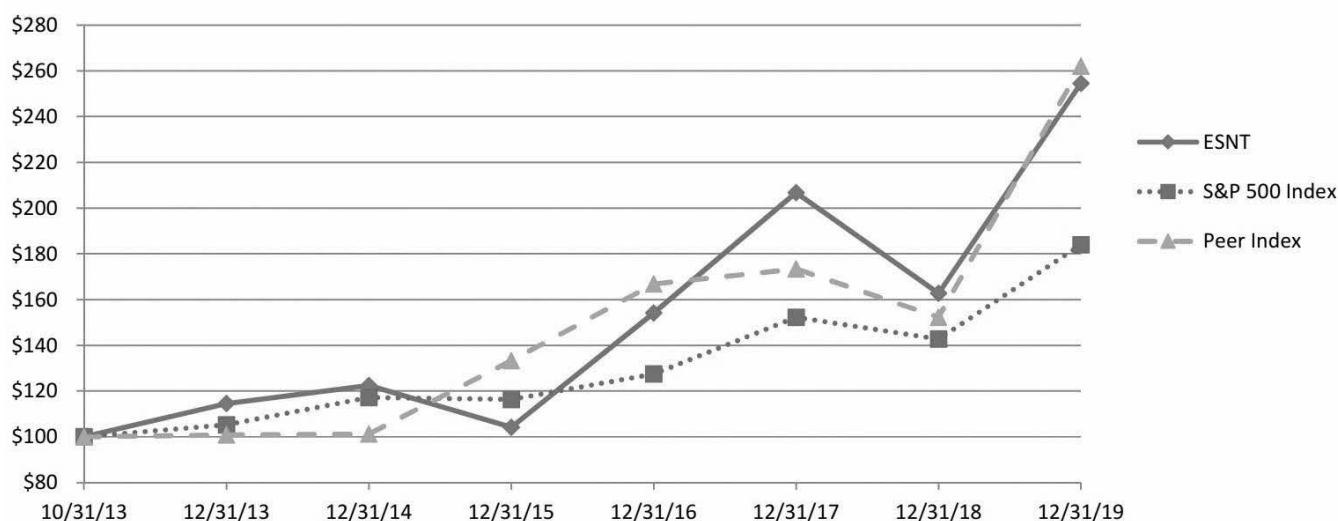
ITEM 5. MARKET FOR THE COMPANY'S COMMON EQUITY, RELATED STOCKHOLDER MATTERS AND ISSUER PURCHASES OF EQUITY SECURITIES

Our common shares trade on the New York Stock Exchange (NYSE) under the symbol "ESNT." As of February 10, 2020, we had approximately 11 holders of record of our common shares.

Performance Graph

The following performance graph compares, for the period from October 31, 2013 (the date our common shares commenced trading on the NYSE) through December 31, 2019, the cumulative total shareholder return of an investment in (i) our common shares, (ii) the S&P 500 and (iii) a composite peer group selected by us consisting of Arch Capital Group Ltd., Genworth Financial, Inc., MGIC Investment Corporation, NMI Holdings, Inc. and Radian Group Inc. We selected the members of this peer group because each is a direct competitor of ours in the private mortgage insurance industry.

The graph assumes an initial investment of \$100 and the reinvestment of dividends, if any. Such returns are based on historical results and are not intended to suggest future performance.



	10/31/2013	12/31/2013	12/31/2014	12/31/2015	12/31/2016	12/31/2017	12/31/2018	12/31/2019
S&P 500	\$100.00	\$ 105.23	\$ 117.21	\$ 116.36	\$ 127.46	\$ 152.21	\$ 142.71	\$ 183.93
Peer Index	\$100.00	\$ 100.90	\$ 101.24	\$ 133.32	\$ 166.77	\$ 173.37	\$ 152.23	\$ 262.00
ESNT	\$100.00	\$ 114.57	\$ 122.43	\$ 104.24	\$ 154.14	\$ 206.76	\$ 162.76	\$ 254.50

The performance graph and related information shall not be deemed "soliciting material" or to be "filed" with the Securities and Exchange Commission for purposes of Section 18 of the Securities Exchange Act of 1934, as amended, or the Exchange Act, or otherwise subject to the liabilities under that Section, and shall not be deemed to be incorporated by reference into any future filing under the Securities Act of 1933, as amended, or the Exchange Act, except to the extent that we specifically incorporate it by reference into such filing.

Issuer Purchase of Equity Securities

We did not repurchase any of our common shares during the fourth quarter of 2019.

ITEM 6. SELECTED FINANCIAL DATA

Summary of Operations (In thousands, except per share amounts)	Year Ended December 31,				
	2019	2018	2017	2016	2015
Revenues:					
Net premiums written	\$ 760,845	\$ 685,287	\$ 570,186	\$ 441,278	\$ 370,568
Decrease (increase) in unearned premiums	16,580	(35,795)	(40,056)	(18,571)	(44,097)
Net premiums earned	777,425	649,492	530,130	422,707	326,471
Net investment income	83,542	64,091	40,226	27,890	19,885
Realized investment gains, net	3,229	1,318	2,015	1,934	2,554
Other income	3,371	4,452	4,140	5,727	4,380
Total revenues	867,567	719,353	576,511	458,258	353,290
Losses and expenses:					
Provision for losses and LAE	32,986	11,575	27,232	15,525	11,905
Other underwriting and operating expenses	165,369	150,900	145,533	130,425	112,987
Interest expense	10,151	10,179	5,178	426	—
Total losses and expenses	208,506	172,654	177,943	146,376	124,892
Income before income taxes	659,061	546,699	398,568	311,882	228,398
Income tax expense	103,348	79,336	18,821	89,276	71,067
Net income	\$ 555,713	\$ 467,363	\$ 379,747	\$ 222,606	\$ 157,331
Earnings per share (EPS):					
Basic	\$ 5.68	\$ 4.80	\$ 4.07	\$ 2.45	\$ 1.74
Diluted	\$ 5.66	\$ 4.77	\$ 3.99	\$ 2.41	\$ 1.72
Weighted average shares outstanding:					
Basic	97,762	97,403	93,330	90,913	90,351
Diluted	98,227	97,974	95,211	92,245	91,738
Dividends declared per common share	\$ 0.30	\$ —	\$ —	\$ —	\$ —

Balance sheet data (\$ in thousands)	December 31,				
	2019	2018	2017	2016	2015
Total investments	\$ 3,429,620	\$ 2,791,018	\$ 2,305,565	\$ 1,615,102	\$ 1,276,634
Cash	71,350	64,946	43,524	27,531	24,606
Total assets	3,873,425	3,149,971	2,674,368	1,882,998	1,469,099
Reserve for losses and LAE	69,362	49,464	46,850	28,142	17,760
Unearned premium reserve	278,887	295,467	259,672	219,616	201,045
Credit facility borrowings	224,237	223,664	248,591	100,000	N/A
Total stockholders' equity	\$ 2,984,845	\$ 2,365,717	\$ 1,940,436	\$ 1,343,773	\$ 1,119,241

Selected additional data (\$ in thousands)	December 31,				
	2019	2018	2017	2016	2015
New insurance written(1)	\$ 63,569,183	\$ 47,508,525	\$ 43,858,322	\$ 34,949,319	\$ 26,193,656
Loss ratio(2)	4.2%	1.8%	5.1%	3.7%	3.6%
Expense ratio(3)	21.3	23.2	27.5	30.9	34.6
Combined ratio	25.5%	25.0%	32.6%	34.5%	38.3%
Return on average equity	20.8%	21.7%	23.1%	18.1%	15.2%

	December 31,				
Insurance portfolio (\$ in thousands)	2019	2018	2017	2016	2015
Insurance in force	\$ 164,005,853	\$ 137,720,786	\$ 110,461,950	\$ 83,265,522	\$ 65,242,453
Risk in force	\$ 38,947,857	\$ 33,892,869	\$ 27,443,985	\$ 20,627,317	\$ 16,073,174
Policies in force	702,925	608,135	496,477	375,898	297,437
Loans in default	5,947	4,024	4,783	1,757	1,028
Percentage of loans in default	0.85%	0.66%	0.96%	0.47%	0.35%

**Insurance company capital
(\$ in thousands)**

U.S. Mortgage Insurance Subsidiaries

Combined statutory capital(4)	\$ 2,335,828	\$ 1,886,929	\$ 1,528,869	\$ 1,144,279	\$ 913,182
Risk-to-capital ratios:					
Essent Guaranty, Inc.	13.1:1	14.4:1	14.7:1	15.3:1	15.7:1
Essent Guaranty of PA, Inc.	2.9:1	4.2:1	5.4:1	6.8:1	9.7:1
Combined(5)	12.6:1	13.9:1	14.2:1	14.7:1	15.2:1

Essent Reinsurance Ltd.

Stockholder's equity (GAAP basis) \$	939,360	\$ 798,612	\$ 662,819	\$ 401,273	\$ 220,178
Net risk in force(6)	\$ 10,314,942	\$ 8,265,763	\$ 6,299,437	\$ 4,181,737	\$ 2,364,692

- (1) New insurance written ("NIW") includes NIW on a flow basis (in which loans are insured in individual, loan-by-loan transactions) and bulk insurance that we write (in which each loan in a portfolio of loans is insured in a single transaction).
- (2) Loss ratio is calculated by dividing the provision for losses and loss adjustment expenses ("LAE") by net premiums earned.
- (3) Expense ratio is calculated by dividing other underwriting and operating expenses by net premiums earned.
- (4) Combined statutory capital equals the sum of statutory capital of Essent Guaranty, Inc. plus Essent Guaranty of PA, Inc., after eliminating the impact of intercompany transactions. Statutory capital is computed based on accounting practices prescribed or permitted by the Pennsylvania Insurance Department and the National Association of Insurance Commissioners Accounting Practices and Procedures Manual.
- (5) Combined risk-to-capital ratio equals the sum of net risk in force of Essent Guaranty, Inc. and Essent Guaranty of PA, Inc. divided by combined statutory capital.
- (6) Net risk in force represents total risk in force, net of reinsurance ceded and net of exposures on policies for which loss reserves have been established.

ITEM 7. Management's Discussion and Analysis of Financial Condition and Results of Operations

The following discussion should be read in conjunction with the "Selected Financial Data" and our financial statements and related notes thereto included elsewhere in this report. In addition to historical information, this discussion contains forward-looking statements that involve risks, uncertainties and assumptions that could cause actual results to differ materially from management's expectations. Factors that could cause such differences are discussed in the sections entitled "Special Note Regarding Forward-Looking Statements" and "Risk Factors." We are not undertaking any obligation to update any forward-looking statements or other statements we may make in the following discussion or elsewhere in this document even though these statements may be affected by events or circumstances occurring after the forward-looking statements or other statements were made.

Overview

We are an established and growing private mortgage insurance company. Essent Guaranty, Inc., our wholly-owned insurance subsidiary which we refer to as "Essent Guaranty," is licensed to write coverage in all 50 states and the District of Columbia. The financial strength ratings of Essent Guaranty are A3 with a stable outlook by Moody's Investors Service ("Moody's"), BBB+ with a stable outlook by S&P Global Ratings ("S&P") and A (Excellent) with a stable outlook by A.M. Best.

Our holding company is domiciled in Bermuda and our U.S. insurance business is headquartered in Radnor, Pennsylvania. We operate additional underwriting and service centers in Winston-Salem, North Carolina and Irvine, California. We have a highly experienced, talented team with 387 employees as of December 31, 2019. For the years ended December 31, 2019, 2018 and 2017, we generated new insurance written, or NIW, of approximately \$63.6 billion, \$47.5 billion and \$43.9 billion, respectively. As of December 31, 2019, we had approximately \$164.0 billion of insurance in force. Our top ten customers represented approximately 42.8%, 43.5% and 45.8% of our NIW on a flow basis for the years ended December 31, 2019, 2018 and 2017, respectively.

We also offer mortgage-related insurance and reinsurance through our wholly-owned Bermuda-based subsidiary, Essent Reinsurance Ltd., which we refer to as "Essent Re." As of December 31, 2019, Essent Re provided insurance or reinsurance relating to GSE risk share and other reinsurance transactions covering approximately \$895.4 million of risk. Essent Re also reinsures 25% of Essent Guaranty's NIW under a quota share reinsurance agreement. The financial strength ratings of Essent Re are BBB+ with a stable outlook by S&P and A (Excellent) with a stable outlook by A.M. Best.

Legislative and Regulatory Developments

Our results are significantly impacted by, and our future success may be affected by, legislative and regulatory developments affecting the housing finance industry. Key regulatory and legislative developments that may affect us include:

Housing Finance, GSE Reform and GSE Qualified Mortgage Insurer Requirements

Because a substantial majority of our current and expected future business is the provision of mortgage insurance on loans sold to the GSEs, changes to the business practices of the GSEs or any regulation relating to the GSEs may impact our business and our results of operations. The Federal Housing Finance Agency ("FHFA") is the regulator and conservator of the GSEs with authority to control and direct their operations. The FHFA has directed, and is likely to continue to direct, changes to the business operations of the GSEs in ways that affect the mortgage insurance industry.

It is likely that Federal legislation will be necessary to resolve the conservatorship of the GSEs, and such legislation could materially affect the role and charter of the GSEs and the operation of the housing finance system. In 2011, the U.S. Department of the Treasury recommended options for winding down the GSEs and using a combination of Federal housing policy changes to contract the government's footprint in housing finance and restore a larger role for private capital. Since 2011, members of Congress have introduced several bills intended to reform the secondary market and the role of the GSEs, although no comprehensive housing finance or GSE reform legislation has been enacted to date.

In March 2019, the Trump Administration directed the U.S. Treasury Department to develop a plan, as soon as practicable, for administrative and legislative reforms for the housing finance system, with reforms to reduce taxpayer risk, expand the private sector's role, modernize the government housing programs and achieve sustainable homeownership. The directive outlines numerous goals and objectives, including but not limited to, the end of conservatorship of the GSEs, increased competition and participation of the private sector in the mortgage market including by authorizing the FHFA to approve additional guarantors of conventional mortgages in the secondary market, appropriate capital and liquidity

requirements for the GSEs and evaluation of the “QM Patch” that exempts the GSEs from certain requirements of the QM rules. In September 2019, the U.S. Department of the Treasury released its plan to reform the housing finance system, seeking to achieve the following reform goals: (i) ending the conservatorships of the GSEs upon the completion of specified reforms; (ii) facilitating competition in the housing finance market; (iii) establishing regulation of the GSEs that safeguards their safety and soundness and minimizes the risks they pose to the financial stability of the United States; and (iv) providing that the federal government is properly compensated for any explicit or implicit support it provides to the GSEs or the secondary housing finance market. Any changes to the charters or statutory authorities of the GSEs would require Congressional action to implement. Congress, however, has not enacted any legislation to date. See “Business—Regulation—Federal Mortgage-Related Laws and Regulations—Housing Finance Reform,” “Risk Factors—Risks Relating to Our Business—*Legislative or regulatory actions or decisions to change the role of the GSEs in the U.S. housing market generally, or changes to the charters of the GSEs with regard to the use of credit enhancements generally and private mortgage insurance specifically, could reduce our revenues or adversely affect our profitability and returns,*” and “—*Changes in the business practices of the GSEs, including actions or decisions to decrease or discontinue the use of mortgage insurance or changes in the GSEs’ eligibility requirements for mortgage insurers, could reduce our revenues or adversely affect our profitability and returns.*”

Effective December 31, 2015, Fannie Mae and Freddie Mac, at the direction of the FHFA, implemented new coordinated Private Mortgage Insurer Eligibility Requirements, which we refer to as the “PMIERS.” The PMIERS represent the standards by which private mortgage insurers are eligible to provide mortgage insurance on loans owned or guaranteed by Fannie Mae and Freddie Mac. The PMIERS include financial strength requirements incorporating a risk-based framework that require approved insurers to have a sufficient level of liquid assets from which to pay claims. The PMIERS also include enhanced operational performance expectations and define remedial actions that apply should an approved insurer fail to comply with these requirements. A revised PMIERS framework, which we refer to as “PMIERS 2.0,” became effective on March 31, 2019. As of December 31, 2019, Essent Guaranty, our GSE-approved mortgage insurance company, was in compliance with PMIERS 2.0.

Dodd-Frank Act

Various regulatory agencies have produced, and are now in the process of developing additional, new rules under the Dodd-Frank Act that are expected to have a significant impact on the housing finance industry, including the Qualified Mortgage, or QM, definition and the risk retention requirement and related Qualified Residential Mortgage, or QRM, definition.

QM Definition

Under the Dodd-Frank Act, the Consumer Financial Protection Bureau (“CFPB”) is authorized to issue regulations governing a loan originator’s determination that, at the time a loan is originated, the consumer has a reasonable ability to repay the loan. The Dodd-Frank Act provides a statutory presumption that a borrower will have the ability to repay a loan if the loan has characteristics satisfying the QM definition. Under the CFPB’s final rule regarding QMs, which we refer to as the “QM Rule,” a loan is deemed to be a QM if it has certain loan features, satisfies extensive documentation requirements and meets limitations on fees and points and APRs. The QM Rule provides a “safe harbor” for QM loans with annual percentage rates, or APRs, below the threshold of 150 basis points over the Average Prime Offer Rate, or APOR, and a “rebuttable presumption” for QM loans with an APR above that threshold.

We expect that most lenders will be reluctant to make non-QM loans because they will not be entitled to the presumption against civil liability under the Dodd-Frank Act, and mortgage investors may be reluctant to purchase mortgages or mortgage-backed securities that are not QMs due to potential assignee liability for such loans. As a result, we believe that the QM regulations have a direct impact on establishing a subset of borrowers who can meet the regulatory standards and directly affect the willingness of lenders and mortgage investors to extend mortgage credit and therefore the size of the residential mortgage market. To the extent the use of private mortgage insurance causes a loan not to meet the definition of a QM, the volume of loans originated with mortgage insurance may decline. In addition, the impact of the mortgage insurance premiums on the calculation of points and fees for purposes of QM may influence the use of mortgage insurance, as well as our mix of premium plans and therefore our profitability. See “—Factors Affecting Our Results of Operations—Persistency and Business Mix” and “Risk Factors—Risks Relating to Our Business—*Our business prospects and operating results could be adversely impacted if, and to the extent that, the Consumer Financial Protection Bureau’s (“CFPB”) final rule defining a qualified mortgage (“QM”) reduces the size of the origination market or creates incentives to use government mortgage insurance programs.*”

Risk Retention Requirements and QRM Definition

The Dodd-Frank Act provides for an originator or issuer risk retention requirement on securitized mortgage loans that do not meet the definition of a QRM. The QRM regulations align the definition of a QRM loan with that of a QM loan. If,

however, the QRM definition is changed (or the QM definition is amended) in a manner that is unfavorable to us, such as to give no consideration to mortgage insurance in computing LTV or to require a large down payment for a loan to qualify as a QRM, the attractiveness of originating and securitizing loans with lower down payments may be reduced, which may adversely affect the future demand for mortgage insurance. See "Business—Regulation—Federal Mortgage-Related Laws and Regulation—Dodd-Frank Act—Qualified Residential Mortgage Regulations—Risk Retention Requirements" and "Risk Factors—Risks Relating to Our Business—*The amount of insurance we write could be adversely affected by the Dodd-Frank Act's risk retention requirements and the definition of Qualified Residential Mortgage ("QRM").*"

FHA Reform

We compete with the single-family mortgage insurance programs of the FHA, which is part of the Department of Housing and Urban Development. The most recent FHA report to Congress dated November 14, 2019 on the financial status of the FHA's Mutual Mortgage Insurance Fund, or MMIF, showed the capital reserve ratio of the MMIF at 4.84%, above the Congressionally mandated required minimum level of 2%. As a result of the financial improvements in the condition of the MMIF over the past few years and the stated desire to support the housing recovery, the FHA reduced its mortgage insurance premiums by 50 basis points in January 2015. See "Risk Factors—Risks Relating to Our Business—*The amount of insurance we may be able to write could be adversely affected if lenders and investors select alternatives to private mortgage insurance.*"

Tax Reform

On December 22, 2017, the "Tax Cuts and Jobs Act" ("TCJA") was enacted. The provisions of TCJA include broad tax reforms that are applicable to the Company, including a reduction in the U.S. corporate tax rate from 35% to 21% effective January 1, 2018. This change in tax rates required us to remeasure our deferred tax assets and liabilities as of the enactment date resulting in a one-time \$85.1 million income tax benefit in the accompanying consolidated statement of comprehensive income for the year ended December 31, 2017. In addition, TCJA includes a base erosion and anti-abuse tax ("BEAT"). The BEAT is an alternative tax which must be paid if it is greater than the Company's regular tax liability. This alternative base erosion tax, if applicable, may limit or eliminate the tax benefit associated with certain base erosion payments. Premiums ceded by Essent Guaranty under the quota share reinsurance agreement to Essent Re are considered base erosion payments under TCJA. The Company may be subject to the BEAT tax in future periods depending on the earnings of the Company's U.S. insurance companies and the level of premiums ceded to Essent Re. See "Risk Factors—Risks Relating to Taxes—*Proposed U.S. tax legislation could have an adverse impact on us or holders of our common shares.*"

The U.S. Internal Revenue Service and Department of the Treasury issued proposed regulations on July 10, 2019 relating to the tax treatment of passive foreign investment companies ("PFICs"). The proposed regulations, if adopted, would provide guidance on various PFIC rules, including changes resulting from the 2017 Tax Cuts and Jobs Act. The Company is evaluating the potential impact of these proposed regulations to its shareholders and business operations. See "Risk Factors—Risks Relating to Taxes—*U.S. Persons who hold our shares will be subject to adverse tax consequences if we are considered to be a passive foreign investment company ("PFIC") for U.S. Federal income tax purposes.*"

Factors Affecting Our Results of Operations

Net Premiums Written and Earned

Premiums associated with our U.S. mortgage insurance business are based on insurance in force, or IIF, during all or a portion of a period. A change in the average IIF during a period causes premiums to increase or decrease as compared to prior periods. Average net premium rates in effect during a given period will also cause premiums to differ when compared to earlier periods. IIF at the end of a reporting period is a function of the IIF at the beginning of such reporting period plus NIW less policy cancellations (including claims paid) during the period. As a result, premiums are generally influenced by:

- NIW, which is the aggregate principal amount of the new mortgages that are insured during a period. Many factors affect NIW, including, among others, the volume of low down payment home mortgage originations, the competition to provide credit enhancement on those mortgages, the number of customers who have approved us to provide mortgage insurance and changes in our NIW from certain customers;
- Cancellations of our insurance policies, which are impacted by payments on mortgages, home price appreciation, or refinancings, which in turn are affected by mortgage interest rates. Cancellations are also impacted by the levels of claim payments and rescissions;

- Premium rates, which represent the amount of the premium due as a percentage of IIF. Premium rates are based on the risk characteristics of the loans insured, the percentage of coverage on the loans, competition from other mortgage insurers and general industry conditions; and
- Premiums ceded or assumed under reinsurance arrangements. Prior to March 2018, we had not ceded any premiums under third-party reinsurance contracts. In 2018 and 2019, Essent Guaranty entered into third-party reinsurance agreements. See Note 5 to our consolidated financial statements.

Premiums are paid either on a monthly installment basis ("monthly premiums"), in a single payment at origination ("single premiums"), or in some cases as an annual premium. For monthly premiums, we receive a monthly premium payment which is recorded as net premiums earned in the month the coverage is provided. Monthly premium payments are based on the original mortgage amount rather than the amortized loan balance. Net premiums written may be in excess of net premiums earned due to single premium policies. For single premiums, we receive a single premium payment at origination, which is recorded as "unearned premium" and earned over the estimated life of the policy, which ranges from 36 to 156 months depending on the term of the underlying mortgage and loan-to-value ratio at date of origination. If single premium policies are cancelled due to repayment of the underlying loan and the premium is non-refundable, the remaining unearned premium balance is immediately recognized as earned premium revenue. Substantially all of our single premium policies in force as of December 31, 2019 were non-refundable. Premiums collected on annual policies are recognized as net premiums earned on a straight-line basis over the year of coverage. For the years ended December 31, 2019 and 2018, monthly premium policies comprised 89% and 85% of our NIW, respectively.

Premiums associated with our GSE and other risk share transactions are based on the level of risk in force and premium rates on the transactions.

Persistency and Business Mix

The percentage of IIF that remains on our books after any 12-month period is defined as our persistency rate. Because our insurance premiums are earned over the life of a policy, higher persistency rates can have a significant impact on our profitability. The persistency rate on our portfolio was 77.5% at December 31, 2019. Generally, higher prepayment speeds lead to lower persistency.

Prepayment speeds and the relative mix of business between single premium policies and monthly premium policies also impact our profitability. Our premium rates include certain assumptions regarding repayment or prepayment speeds of the mortgages. Because premiums are paid at origination on single premium policies, assuming all other factors remain constant, if loans are prepaid earlier than expected, our profitability on these loans is likely to increase and, if loans are repaid slower than expected, our profitability on these loans is likely to decrease. By contrast, if monthly premium loans are repaid earlier than anticipated, our premium earned with respect to those loans and therefore our profitability declines. Currently, the expected return on single premium policies is less than the expected return on monthly policies.

Net Investment Income

Our investment portfolio was predominantly comprised of investment-grade fixed income securities and money market funds as of December 31, 2019. The principal factors that influence investment income are the size of the investment portfolio and the yield on individual securities. As measured by amortized cost (which excludes changes in fair market value, such as from changes in interest rates), the size of our investment portfolio is mainly a function of increases in capital and cash generated from or used in operations which is impacted by net premiums received, investment earnings, net claim payments and expenses. Realized gains and losses are a function of the difference between the amount received on the sale of a security and the security's amortized cost, as well as any "other-than-temporary" impairments recognized in earnings. The amount received on the sale of fixed income securities is affected by the coupon rate of the security compared to the yield of comparable securities at the time of sale.

Other Income

Other income includes revenues associated with contract underwriting services and underwriting consulting services to third-party reinsurers. The level of contract underwriting revenue is dependent upon the number of customers who have engaged us for this service and the number of loans underwritten for these customers. Revenue from underwriting consulting services to third-party reinsurers is dependent upon the number of customers who have engaged us for this service and the level of premiums associated with the transactions underwritten for these customers.

In connection with the acquisition of our mortgage insurance platform, we entered into a services agreement with Triad Guaranty Inc. and its wholly-owned subsidiary, Triad Guaranty Insurance Corporation, which we refer to collectively as "Triad," to provide certain information technology maintenance and development and customer support-related services. In return for these services, we receive a fee which is recorded in other income. Prior to December 1, 2019, this fee was adjusted monthly based on the number of Triad's mortgage insurance policies in force and, accordingly, decreased over time as Triad's existing policies were cancelled. Effective December 1, 2019, the services agreement was amended providing for a flat monthly fee through November 30, 2021. The services agreement provides for two subsequent one-year renewals at Triad's option.

As more fully described in Note 5 to our consolidated financial statements, the premiums ceded under certain reinsurance contracts with unaffiliated third parties varies based on changes in market interest rates. Under GAAP, these contracts contain embedded derivatives that are accounted for separately as freestanding derivatives. The change in the fair value of the embedded derivatives is reported in earnings and included in other income.

Provision for Losses and Loss Adjustment Expenses

The provision for losses and loss adjustment expenses reflects the current expense that is recorded within a particular period to reflect actual and estimated loss payments that we believe will ultimately be made as a result of insured loans that are in default.

Losses incurred are generally affected by:

- the overall state of the economy, which broadly affects the likelihood that borrowers may default on their loans and have the ability to cure such defaults;
- changes in housing values, which affect our ability to mitigate our losses through the sale of properties with loans in default as well as borrower willingness to continue to make mortgage payments when the value of the home is below or perceived to be below the mortgage balance;
- the product mix of IIF, with loans having higher risk characteristics generally resulting in higher defaults and claims;
- the size of loans insured, with higher average loan amounts tending to increase losses incurred;
- the loan-to-value ratio, with higher average loan-to-value ratios tending to increase losses incurred;
- the percentage of coverage on insured loans, with deeper average coverage tending to increase losses incurred;
- credit quality of borrowers, including higher debt-to-income ratios and lower FICO scores, which tend to increase incurred losses;
- the level and amount of reinsurance coverage maintained with third parties;
- the rate at which we rescind policies. Because of tighter underwriting standards generally in the mortgage lending industry and terms set forth in our master policy, we expect that our level of rescission activity will be lower than rescission activity seen in the mortgage insurance industry for vintages originated prior to the financial crisis; and
- the distribution of claims over the life of a book. As of December 31, 2019, 76% of our IIF relates to business written since January 1, 2017 and was less than three years old. As a result, based on historical industry performance, we expect the number of defaults and claims we experience, as well as our provision for losses and loss adjustment expenses ("LAE"), to increase as our portfolio seasons. See "—Mortgage Insurance Earnings and Cash Flow Cycle" below.

We establish loss reserves for delinquent loans when we are notified that a borrower has missed at least two consecutive monthly payments ("Case Reserves"), as well as estimated reserves for defaults that may have occurred but not yet been reported to us ("IBNR Reserves"). We also establish reserves for the associated loss adjustment expenses, consisting of the estimated cost of the claims administration process, including legal and other fees. Using both internal and external information, we establish our reserves based on the likelihood that a default will reach claim status and estimated claim severity. See "—Critical Accounting Policies" for further information.

We believe, based upon our experience and industry data, that claims incidence for mortgage insurance is generally highest in the third through sixth years after loan origination. As of December 31, 2019, 76% of our IIF relates to business written since January 1, 2017 and was less than three years old. Although the claims experience on new insurance written by us to date has been favorable, we expect incurred losses and claims to increase as a greater amount of this book of insurance reaches its anticipated period of highest claim frequency. The actual default rate and the average reserve per default that we experience as our portfolio matures is difficult to predict and is dependent on the specific characteristics of our current in-force book (including the credit score of the borrower, the loan-to-value ratio of the mortgage, geographic concentrations, etc.), as well as the profile of new business we write in the future. In addition, the default rate and the average reserve per default will be affected by future macroeconomic factors such as housing prices, interest rates and employment.

During the third quarter of 2017, certain regions of the U.S. experienced hurricanes which have impacted our insured portfolio's performance. Loans in default identified as hurricane-related defaults totaled 2,288 as of December 31, 2017. In the year ended December 31, 2018, 2,150 of the 2,288 defaults previously identified as hurricane-related cured. Based on our experience to date and prior industry experience, we expect the ultimate number of hurricane-related defaults that result in claims will be less than the default-to-claim experience of non-hurricane-related defaults. In addition, under our master policy, our exposure may be limited on hurricane-related claims. For example, we are permitted to exclude a claim entirely where damage to the property underlying a mortgage was the proximate cause of the default and adjust a claim where the property underlying a mortgage in default is subject to unrestored physical damage.

Third-Party Reinsurance

We use third-party reinsurance to provide protection against adverse loss experience and to expand our capital sources. When we enter into a reinsurance agreement, the reinsurer receives a premium and, in exchange, agrees to insure an agreed upon portion of incurred losses. These arrangements have the impact of reducing our earned premiums, but also reduce our risk in force ("RIF"), which provides capital relief, and may include capital relief under the PMIERS financial strength requirements. Our incurred losses are reduced by any incurred losses ceded in accordance with the reinsurance agreement. For additional information regarding reinsurance, see Note 5 to our consolidated financial statements.

Other Underwriting and Operating Expenses

Our other underwriting and operating expenses include components that are substantially fixed, as well as expenses that generally increase or decrease in line with the level of NIW.

Our most significant expense is compensation and benefits for our employees, which represented 57%, 60% and 63% of other underwriting and operating expenses for the years ended December 31, 2019, 2018 and 2017, respectively. Compensation and benefits expense includes base and incentive cash compensation, stock compensation expense, benefits and payroll taxes.

Underwriting and other expenses include legal, consulting, other professional fees, premium taxes, travel, entertainment, marketing, licensing, supplies, hardware, software, rent, utilities, depreciation and amortization and other expenses. We anticipate that as we continue to add new customers and increase our IIF, our expenses will also continue to increase.

Interest Expense

Interest expense is incurred as a result of borrowings under our secured credit facility (the "Credit Facility"). Borrowings under the Credit Facility may be used for working capital and general corporate purposes, including, without limitation, capital contributions to Essent's insurance and reinsurance subsidiaries. Borrowings accrue interest at a floating rate tied to a standard short-term borrowing index, selected at the Company's option, plus an applicable margin.

Income Taxes

Income taxes are incurred based on the amount of earnings or losses generated in the jurisdictions in which we operate and the applicable tax rates and regulations in those jurisdictions. Our U.S. insurance subsidiaries are generally not subject to income taxes in the states in which we operate; however, our non-insurance subsidiaries are subject to state income taxes. In lieu of state income taxes, our insurance subsidiaries pay premium taxes that are recorded in other underwriting and operating expenses.

Essent Group Ltd. and its wholly-owned subsidiary, Essent Re, are domiciled in Bermuda, which does not have a corporate income tax. Essent Re reinsures 25% of Essent Guaranty's NIW under a quota share reinsurance agreement. Essent Re also provides insurance and reinsurance to Freddie Mac and Fannie Mae.

The amount of income tax expense or benefit recorded in future periods will be dependent on the jurisdictions in which we operate and the tax laws and regulations in effect.

Mortgage Insurance Earnings and Cash Flow Cycle

In general, the majority of any underwriting profit (premium revenue minus losses) that a book generates occurs in the early years of the book, with the largest portion of any underwriting profit realized in the first year. Subsequent years of a book generally result in modest underwriting profit or underwriting losses. This pattern generally occurs because relatively few of the claims that a book will ultimately experience typically occur in the first few years of the book, when premium revenue is highest, while subsequent years are affected by declining premium revenues, as the number of insured loans decreases (primarily due to loan prepayments), and by increasing losses.

Key Performance Indicators

Insurance In Force

As discussed above, premiums we collect and earn are generated based on our IIF, which is a function of our NIW and cancellations. The following table includes a summary of the change in our IIF for the years ended December 31, 2019, 2018 and 2017 for our U.S. mortgage insurance portfolio. In addition, this table includes our RIF at the end of each period.

(\$ in thousands)	Year Ended December 31,		
	2019	2018	2017
IIF, beginning of period	\$ 137,720,786	\$ 110,461,950	\$ 83,265,522
NIW	63,569,183	47,508,525	43,858,322
Cancellations	(37,284,116)	(20,249,689)	(16,661,894)
IIF, end of period	<u>\$ 164,005,853</u>	<u>\$ 137,720,786</u>	<u>\$ 110,461,950</u>
Average IIF during the period	\$ 152,001,491	\$ 123,361,264	\$ 96,039,418
RIF, end of period	\$ 38,947,857	\$ 33,892,869	\$ 27,443,985

The following is a summary of our IIF at December 31, 2019 by vintage:

(\$ in thousands)	\$	%
2019	\$ 59,475,337	36.3%
2018	35,318,382	21.5
2017	29,606,165	18.1
2016	19,022,616	11.6
2015	9,896,050	6.0
2014 and prior	10,687,303	6.5
	<u>\$ 164,005,853</u>	<u>100.0%</u>

Average Net Premium Rate

Our average net premium rate is dependent on a number of factors, including: (1) the risk characteristics and average coverage on the mortgages we insure; (2) the mix of monthly premiums compared to single premiums in our portfolio; (3) cancellations of non-refundable single premiums during the period; (4) changes to our pricing for NIW; and (5) premiums ceded under third-party reinsurance agreements. For the years ended December 31, 2019, 2018 and 2017, our average net premium rate was 0.49%, 0.50% and 0.53%, respectively. In 2018 and 2019, Essent Guaranty entered into third-party reinsurance agreements, and in 2018, we reduced pricing on our published rates effective for future NIW. We anticipate that the continued use of third-party reinsurance and the 2018 pricing reductions on future NIW will reduce our average net premium rate in future periods.

Persistency Rate

The measure for assessing the impact of policy cancellations on IIF is our persistency rate, defined as the percentage of IIF that remains on our books after any twelve-month period. See additional discussion regarding the impact of the persistency rate on our performance in "—Factors Affecting Our Results of Operations—Persistency and Business Mix."

Risk-to-Capital

The risk-to-capital ratio has historically been used as a measure of capital adequacy in the U.S. mortgage insurance industry and is calculated as a ratio of net risk in force to statutory capital. Net risk in force represents total risk in force net of reinsurance ceded and net of exposures on policies for which loss reserves have been established. Statutory capital for our U.S. insurance companies is computed based on accounting practices prescribed or permitted by the Pennsylvania Insurance Department. See additional discussion in "—Liquidity and Capital Resources—Insurance Company Capital."

As of December 31, 2019, our combined net risk in force for our U.S. insurance companies was \$29.5 billion and our combined statutory capital was \$2.3 billion, resulting in a risk-to-capital ratio of 12.6 to 1. The amount of capital required varies in each jurisdiction in which we operate; however, generally, the maximum permitted risk-to-capital ratio is 25.0 to 1. State insurance regulators are currently examining their respective capital rules to determine whether, in light of the financial crisis, changes are needed to more accurately assess mortgage insurers' ability to withstand stressful economic conditions. As a result, the capital metrics under which they assess and measure capital adequacy may change in the future. Independent of the state regulator and GSE capital requirements, management continually assesses the risk of our insurance portfolio and current market and economic conditions to determine the appropriate levels of capital to support our business.

Results of Operations

The following table sets forth our results of operations for the periods indicated:

Summary of Operations (In thousands)	Year Ended December 31,		
	2019	2018	2017
Revenues:			
Net premiums written	\$ 760,845	\$ 685,287	\$ 570,186
Decrease (increase) in unearned premiums	16,580	(35,795)	(40,056)
Net premiums earned	777,425	649,492	530,130
Net investment income	83,542	64,091	40,226
Realized investment gains, net	3,229	1,318	2,015
Other income	3,371	4,452	4,140
Total revenues	867,567	719,353	576,511
Losses and expenses:			
Provision for losses and LAE	32,986	11,575	27,232
Other underwriting and operating expenses	165,369	150,900	145,533
Interest expense	10,151	10,179	5,178
Total losses and expenses	208,506	172,654	177,943
Income before income taxes	659,061	546,699	398,568
Income tax expense	103,348	79,336	18,821
Net income	\$ 555,713	\$ 467,363	\$ 379,747

Year Ended December 31, 2019 Compared to the Year Ended December 31, 2018

For the year ended December 31, 2019, we reported net income of \$555.7 million, compared to net income of \$467.4 million for the year ended December 31, 2018. The increase in our operating results in 2019 over 2018 was primarily due to the increase in net premiums earned associated with the growth of our IIF and the increase in net investment income, partially

offset by increases in the provision for losses and loss adjustment expense, other underwriting and operating expenses and income taxes.

Net Premiums Written and Earned

Net premiums earned increased in the year ended December 31, 2019 by 20% compared to the year ended December 31, 2018 due to the increase in our average IIF from \$123.4 billion in 2018 to \$152.0 billion in 2019, partially offset by the decrease in the average net premium rate from 0.50% for the year ended December 31, 2018 to 0.49% for the year ended December 31, 2019. The decrease in the average net premium rate during the year ended December 31, 2019 is primarily due to an increase in premiums ceded under third-party reinsurance agreements along with changes in the mix of the mortgages we insure and changes in our pricing, partially offset by an increase in premiums earned on the cancellation of non-refundable single premium policies. In the year ended December 31, 2019, ceded premiums increased to \$35.5 million, from \$10.8 million in the year ended December 31, 2018 due to new third-party reinsurance agreements entered in 2019 and a full year of premiums ceded under third-party reinsurance agreements entered in 2018.

Net premiums written increased in the year ended December 31, 2019 by 11% over the prior year. The increase was due primarily to the increase in average IIF for the year ended December 31, 2019 as compared to the year ended December 31, 2018, partially offset by a decrease in new single premium policies written, an increase in premiums ceded under third-party reinsurance agreements, changes in the mix of mortgages we insure and changes in our pricing.

In the year ended December 31, 2019, unearned premiums decreased by \$16.6 million as a result of net premiums written on single premium policies of \$93.5 million which was offset by \$110.1 million of unearned premium that was recognized in earnings during the year. In the year ended December 31, 2018, unearned premiums increased by \$35.8 million as a result of net premiums written on single premium policies of \$114.9 million which was partially offset by \$79.1 million of unearned premium that was recognized in earnings during the year. Included in unearned premium recognized was \$42.5 million and \$17.7 million related to policy cancellations for the year ended December 31, 2019 and 2018, respectively.

Net Investment Income

Our net investment income was derived from the following sources for the periods indicated:

(In thousands)	Year Ended December 31,	
	2019	2018
Fixed maturities	\$ 82,194	\$ 63,053
Short-term investments	5,049	3,873
Gross investment income	87,243	66,926
Investment expenses	(3,701)	(2,835)
Net investment income	<u>\$ 83,542</u>	<u>\$ 64,091</u>

The increase in net investment income to \$83.5 million for the year ended December 31, 2019 as compared to \$64.1 million for the year ended December 31, 2018 was due to the increase in the weighted average balance of our investment portfolio and the increase in the pre-tax investment income yield. The average cash and investment portfolio balance increased to \$3.1 billion during the year ended December 31, 2019 from \$2.6 billion during the year ended December 31, 2018, primarily as a result of investing cash flows generated from operations. The pre-tax investment income yield increased from 2.6% in the year ended December 31, 2018 to 2.8% in the year ended December 31, 2019 primarily due to an increase in the portion of our investment portfolio invested in spread and duration assets. The pre-tax investment income yields are calculated based on amortized cost and exclude investment expenses. See "—Liquidity and Capital Resources" for further details of our investment portfolio.

Provision for Losses and Loss Adjustment Expenses

The increase in the provision for losses and LAE in 2019 as compared to 2018 was primarily due to increases in the number of insured loans in default in the current period. The provision for losses and LAE in 2018 includes a \$9.9 million reduction recorded in the fourth quarter of 2018 associated with the performance of previously identified hurricane-related defaults and our expectations of the amount of ultimate losses on the remaining delinquencies. The provision for losses and LAE in 2019 was also impacted by changes in the age and composition of the insured loans in default.

The following table presents a rollforward of insured loans in default for our U.S. mortgage insurance portfolio for the periods indicated:

	Year Ended December 31,	
	2019	2018
Beginning default inventory	4,024	4,783
Plus: new defaults	13,304	8,727
Less: cures	(10,985)	(9,226)
Less: claims paid	(377)	(254)
Less: rescissions and denials, net	(19)	(6)
Ending default inventory	5,947	4,024

The increase in the number of defaults at December 31, 2019 compared to December 31, 2018 was primarily due to the increase in our IIF and policies in force and further seasoning of our insurance portfolio.

The following table includes additional information about our loans in default as of the dates indicated for our U.S. mortgage insurance portfolio:

	As of December 31,	
	2019	2018
Case reserves (in thousands) (1)	\$ 63,180	\$ 45,308
Total reserves (in thousands) (1)	\$ 69,183	\$ 49,464
Ending default inventory	5,947	4,024
Average case reserve per default (in thousands)	\$ 10.6	\$ 11.3
Average total reserve per default (in thousands)	\$ 11.6	\$ 12.3
Default rate	0.85%	0.66%
Claims received included in ending default inventory	129	63

(1) The U.S. mortgage insurance portfolio reserves exclude reserves on GSE and other risk share risk in force at Essent Re of \$179 as of December 31, 2019.

The decrease in the average case reserve per default was primarily due to changes in the composition (such as mark-to-market loan-to-value ratios, risk in force, and number of months past due) of the underlying loans in default and improvements in economic fundamentals.

The following table provides a reconciliation of the beginning and ending reserve balances for losses and LAE:

(In thousands)	Year Ended December 31,	
	2019	2018
Reserve for losses and LAE at beginning of year	\$ 49,464	\$ 46,850
Less: Reinsurance recoverables	—	—
Net reserve for losses and LAE at beginning of year	49,464	46,850
Add provision for losses and LAE occurring in:		
Current year	50,562	36,438
Prior years	(17,576)	(24,863)
Incurred losses and LAE during the current year	32,986	11,575
Deduct payments for losses and LAE occurring in:		
Current year	1,288	1,310
Prior years	11,871	7,651
Loss and LAE payments during the current year	13,159	8,961
Net reserve for losses and LAE at end of year	69,291	49,464
Plus: Reinsurance recoverables	71	—
Reserve for losses and LAE at end of year	\$ 69,362	\$ 49,464

The following tables provide a detail of reserves and defaulted RIF by the number of missed payments and pending claims for our U.S. mortgage insurance portfolio:

(\$ in thousands)	As of December 31, 2019					
	Number of Policies in Default	Percentage of Policies in Default	Amount of Reserves	Percentage of Reserves	Defaulted RIF	Reserves as a Percentage of Defaulted RIF
Missed payments:						
Three payments or less	3,310	56%	\$ 15,793	25%	\$ 177,238	9%
Four to eleven payments	2,035	34	28,006	44	108,743	26
Twelve or more payments	473	8	13,549	22	27,152	50
Pending claims	129	2	5,832	9	6,777	86
Total case reserves (1)	<u>5,947</u>	<u>100%</u>	<u>63,180</u>	<u>100%</u>	<u>\$ 319,910</u>	<u>20</u>
IBNR			4,738			
LAE			1,265			
Total reserves for losses and LAE (1)			<u>\$ 69,183</u>			

(1) The U.S. mortgage insurance portfolio reserves exclude reserves on GSE and other risk share risk in force at Essent Re of \$179 as of December 31, 2019.

(\$ in thousands)	As of December 31, 2018					
	Number of Policies in Default	Percentage of Policies in Default	Amount of Reserves	Percentage of Reserves	Defaulted RIF	Reserves as a Percentage of Defaulted RIF
Missed payments:						
Three payments or less	2,254	56%	\$ 12,005	27%	\$ 119,666	10%
Four to eleven payments	1,350	33	20,031	44	72,222	28
Twelve or more payments	357	9	10,523	23	20,419	52
Pending claims	63	2	2,749	6	3,182	86
Total case reserves	<u>4,024</u>	<u>100%</u>	<u>45,308</u>	<u>100%</u>	<u>\$ 215,489</u>	<u>21</u>
IBNR			3,398			
LAE			758			
Total reserves for losses and LAE			<u>\$ 49,464</u>			

During the year ended December 31, 2019, the provision for losses and LAE was \$33.0 million, comprised of \$50.6 million of current year losses partially offset by \$17.6 million of favorable prior years' loss development. During the year ended December 31, 2018, the provision for losses and LAE was \$11.6 million, comprised of \$36.4 million of current year losses partially offset by \$24.9 million of favorable prior years' loss development. In both periods, the favorable prior years' loss development was the result of a re-estimation of amounts ultimately to be paid on prior year defaults in the default inventory, including the impact of previously identified defaults that cured. In 2018, the favorable prior years' loss development includes a \$9.9 million reduction of loss and LAE reserves associated with hurricane-related defaults that cured.

The following table includes additional information about our claims paid and claim severity as of the dates indicated:

(\$ in thousands)	Year Ended December 31,	
	2019	2018
Number of claims paid	377	254
Amount of claims paid	\$ 12,613	\$ 8,559
Claim severity	74%	73%

Other Underwriting and Operating Expenses

Following are the components of our other underwriting and operating expenses for the periods indicated:

(\$ in thousands)	Year Ended December 31,			
	2019		2018	
	\$	%	\$	%
Compensation and benefits	\$ 93,660	57%	\$ 90,084	60%
Premium taxes	17,572	10	15,376	10
Other	54,137	33	45,440	30
Total other underwriting and operating expenses	<u>\$ 165,369</u>	<u>100%</u>	<u>\$ 150,900</u>	<u>100%</u>
Number of employees at end of period		387		385

The significant factors contributing to the change in other underwriting and operating expenses are:

- Compensation and benefits increased primarily due to an increase in stock compensation expense associated with shares granted in 2018 and 2019 and increased overtime associated with our increased NIW. Compensation and benefits includes salaries, wages and bonus, stock compensation expense, benefits and payroll taxes.
- Premium taxes increased primarily due to an increase in premiums written.
- Other expenses increased as a result of the continued expansion of our business. Other expenses include professional fees, travel, marketing, hardware, software, rent, depreciation and amortization and other facilities expenses.

Interest Expense

For each of the years ended December 31, 2019 and 2018, we incurred interest expense of \$10.2 million. Interest expense was essentially unchanged primarily due to an increase in the weighted average interest rate on amounts outstanding under the Credit Facility, partially offset by a decrease in the average amounts outstanding under the Credit Facility. For the year ended December 31, 2019, the average amount outstanding under the Credit Facility was \$225.0 million as compared to \$240.3 million for the year ended December 31, 2018. For the years ending December 31, 2019 and 2018, the borrowings under the Credit Facility had a weighted average interest rate of 4.26% and 3.93%, respectively.

Income Taxes

Our subsidiaries in the United States file a consolidated U.S. Federal income tax return. Our income tax expense was \$103.3 million for the year ended December 31, 2019 compared to \$79.3 million for the year ended December 31, 2018. Income tax expense for the year ended December 31, 2019 was calculated using an effective tax rate of 16.0%. For the year ended December 31, 2019, income tax expense was reduced by excess tax benefits associated with the vesting of common shares and common share units of \$2.2 million. Income tax expense for the year ended December 31, 2018, was calculated using an effective tax rate of 16.0% and includes \$1.5 million of expense associated with accrual to return adjustments associated with the completion of the 2017 U.S. federal income tax return. Income tax expense for the year ended December 31, 2018 was reduced by excess tax benefits associated with the vesting of common shares and common share units of \$9.6 million. The tax effects associated with the vesting of common shares and common share units and the accrual to return adjustments associated with the completion of 2017 U.S. federal income tax return are treated as discrete items in the reporting period in which they occur and are not considered in determining the annual effective tax rate.

At December 31, 2019 and 2018, we concluded that it was more likely than not that our deferred tax assets would be realized.

Year Ended December 31, 2018 Compared to the Year Ended December 31, 2017

Pursuant to the FAST Act Modernization and Simplification of Regulation S-K, discussions related to the changes in results of operations for the year ended December 31, 2018 compared to the year ended December 31, 2017 have been omitted. Such omitted discussion can be found under Item 7 of our Annual Report on Form 10-K for the year ended December 31, 2018 filed with the Securities and Exchange Commission on February 19, 2019.

Liquidity and Capital Resources

Overview

Our sources of funds consist primarily of:

- our investment portfolio and interest income on the portfolio;
- net premiums that we will receive from our existing IIF as well as policies that we write in the future;
- borrowings under our Credit Facility; and
- issuance of capital shares.

Our obligations consist primarily of:

- claim payments under our policies;
- interest payments and repayment of borrowings under our Credit Facility;
- the other costs and operating expenses of our business; and
- the payment of dividends on our common shares.

As of December 31, 2019, we had substantial liquidity with cash of \$71.4 million, short-term investments of \$315.4 million and fixed maturity investments of \$3.0 billion. We also had \$275 million available capacity under the revolving credit component of our Credit Facility, with \$225 million of term borrowings outstanding under our Credit Facility. Borrowings under the Credit Facility contractually mature on May 17, 2021. At December 31, 2019, net cash and investments at the holding company were \$98.4 million. In addition, Essent Guaranty is a member of the Federal Home Loan Bank of Pittsburgh (the “FHLBank”) and has access to secured borrowing capacity with the FHLBank to provide Essent Guaranty with supplemental liquidity. Essent Guaranty had no outstanding borrowings with the FHLBank at December 31, 2019.

Management believes that the Company has sufficient liquidity available both at the holding company and in its insurance and other operating subsidiaries to meet its operating cash needs and obligations and committed capital expenditures for the next 12 months.

While the Company and all of its subsidiaries are expected to have sufficient liquidity to meet all their expected obligations, additional capital may be required to meet any new capital requirements that are adopted by regulatory authorities or the GSEs, or to provide additional capital related to the growth of our risk in force in our mortgage insurance portfolio, or to fund new business initiatives including the insurance activities of Essent Re. We continually evaluate opportunities based upon market conditions to further increase our financial flexibility through the issuance of equity or debt, or other options including reinsurance or credit risk transfer transactions. There can be no guarantee that any such opportunities will be available on acceptable terms or at all.

At the operating subsidiary level, liquidity could be impacted by any one of the following factors:

- significant decline in the value of our investments;
- inability to sell investment assets to provide cash to fund operating needs;
- decline in expected revenues generated from operations;
- increase in expected claim payments related to our IIF; or
- increase in operating expenses.

Our U.S. insurance subsidiaries are subject to certain capital and dividend rules and regulations prescribed by jurisdictions in which they are authorized to operate and the GSEs. Under the insurance laws of the Commonwealth of Pennsylvania, the insurance subsidiaries may pay dividends during any twelve-month period in an amount equal to the greater of (i) 10% of the preceding year-end statutory policyholders' surplus or (ii) the preceding year's statutory net income. The Pennsylvania statute also requires that dividends and other distributions be paid out of positive unassigned surplus without prior approval. At December 31, 2019, Essent Guaranty, had unassigned surplus of approximately \$327.1 million. Essent Guaranty of PA, Inc. had unassigned surplus of approximately \$13.9 million as of December 31, 2019. Essent Re is subject to certain dividend restrictions as prescribed by the Bermuda Monetary Authority and under certain agreements with counterparties. In connection with a quota share reinsurance agreement with Essent Guaranty, Essent Re has agreed to maintain a minimum total equity of \$100 million. As of December 31, 2019, Essent Re had total equity of \$939.4 million. In connection with its insurance and reinsurance activities, Essent Re is required to maintain assets in trusts for the benefit of its contractual counterparties. See Note 3 to our consolidated financial statements. At December 31, 2019, our insurance subsidiaries were in compliance with these rules, regulations and agreements.

Cash Flows

The following table summarizes our consolidated cash flows from operating, investing and financing activities:

(In thousands)	Year Ended December 31,		
	2019	2018	2017
Net cash provided by operating activities	\$ 589,848	\$ 625,321	\$ 368,573
Net cash used in investing activities	(545,076)	(546,905)	(690,142)
Net cash (used in) provided by financing activities	(38,368)	(56,994)	337,562
Net increase in cash	<u>\$ 6,404</u>	<u>\$ 21,422</u>	<u>\$ 15,993</u>

Operating Activities

Cash flow provided by operating activities totaled \$589.8 million for the year ended December 31, 2019, as compared to \$625.3 million for the year ended December 31, 2018 and \$368.6 million for the year ended December 31, 2017. The decrease in cash flow from operations of \$35.5 million in 2019 was primarily due to an increase in United States Mortgage Guaranty Tax and Loss Bonds ("T&L Bonds") purchased and an increase in expenses paid, partially offset by increases in premiums collected and net investment income. The increase in cash flow from operations of \$256.7 million in 2018 was primarily a result of increases in premium collected and net investment income, and a net decrease in T&L Bonds, partially offset by increases in expenses paid.

Investing Activities

Cash flow used in investing activities totaled \$545.1 million for the year ended December 31, 2019 and primarily related to investing cash flows from the business. Cash flow used in investing activities totaled \$546.9 million for the year ended December 31, 2018 and \$690.1 million for the year ended December 31, 2017 and primarily related to investing cash flows from the business in both periods, proceeds from the public offering of common shares in August 2017 and net increased borrowings under the Credit Facility in 2017.

Financing Activities

Cash flow used in financing activities totaled \$38.4 million for the year ended December 31, 2019 and primarily related to our inaugural quarterly cash dividend paid in September, quarterly cash dividend paid in December and treasury stock acquired from employees to satisfy tax withholding obligations. Cash flow used in financing activities totaled \$57.0 million for the year ended December 31, 2018 and primarily related to treasury stock acquired from employees to satisfy tax withholding obligations and net repayments of borrowings under the Credit Facility. Cash flow provided by financing activities totaled \$337.6 million for the year ended December 31, 2017 and primarily related to proceeds from the public offering of common shares completed in August 2017 and \$150 million of net increased borrowings under the Credit Facility, partially offset by treasury stock acquired from employees to satisfy tax withholding obligations.

Insurance Company Capital

We compute a risk-to-capital ratio for our U.S. insurance companies on a separate company statutory basis, as well as for our combined insurance operations. The risk-to-capital ratio is our net risk in force divided by our statutory capital. Our net risk in force represents risk in force net of reinsurance ceded, if any, and net of exposures on policies for which loss reserves have been established. Statutory capital consists primarily of statutory policyholders' surplus (which increases as a result of statutory net income and decreases as a result of statutory net loss and dividends paid), plus the statutory contingency reserve. The statutory contingency reserve is reported as a liability on the statutory balance sheet. A mortgage insurance company is required to make annual contributions to the contingency reserve of 50% of net premiums earned. These contributions must generally be maintained for a period of ten years. However, with regulatory approval, a mortgage insurance company may make early withdrawals from the contingency reserve when incurred losses exceed 35% of net premiums earned in a calendar year.

During the year ended December 31, 2019, no capital contributions were made to our U.S. insurance subsidiaries. During the year ended December 31, 2018, Essent Holdings made capital contributions to Essent Guaranty of \$15 million to support new and existing business and Essent Guaranty paid a dividend to Essent Holdings of \$40 million which was used to repay the borrowings remaining under the revolving component of the Credit Facility.

Essent Guaranty has entered into reinsurance agreements that provide excess of loss reinsurance coverage for new defaults on portfolios of mortgage insurance policies issued in 2015 through 2018. The aggregate excess of loss reinsurance coverages decrease over a ten-year period as the underlying covered mortgages amortize. Effective September 1, 2019, Essent Guaranty entered into a quota share reinsurance agreement with a panel of third-party reinsurers (the "QSR Agreement"). Under the QSR Agreement, Essent Guaranty will cede premiums earned related to 40% of risk on eligible single premium policies and 20% of risk on all other eligible policies written September 1, 2019 through December 31, 2020, in exchange for reimbursement of ceded claims and claims expenses on covered policies, a 20% ceding commission, and a profit commission of up to 60% that varies directly and inversely with ceded claims. These reinsurance coverages also reduces net risk in force and PMIERS Minimum Required Assets. See Note 5 to our consolidated financial statements.

Our combined risk-to-capital calculation for our U.S. insurance subsidiaries as of December 31, 2019 was as follows:

**Combined statutory capital:
(\$ in thousands)**

Policyholders' surplus	\$ 1,085,592
Contingency reserves	1,250,236
Combined statutory capital	<u>\$ 2,335,828</u>
Combined net risk in force	<u>\$ 29,460,191</u>
Combined risk-to-capital ratio	<u>12.6:1</u>

For additional information regarding regulatory capital see Note 16 to our consolidated financial statements. Our combined statutory capital equals the sum of statutory capital of Essent Guaranty plus Essent Guaranty of PA, Inc., after eliminating the impact of intercompany transactions. The combined risk-to-capital ratio equals the sum of the net risk in force of Essent Guaranty and Essent Guaranty of PA, Inc. divided by combined statutory capital. The information above has been derived from the annual and quarterly statements of our insurance subsidiaries, which have been prepared in conformity with accounting practices prescribed or permitted by the Pennsylvania Insurance Department and the National Association of Insurance Commissioners Accounting Practices and Procedures Manual. Such practices vary from accounting principles generally accepted in the United States.

Essent Re has entered into GSE and other risk share transactions, including insurance and reinsurance transactions with Freddie Mac and Fannie Mae. Essent Re also reinsures 25% of Essent Guaranty's NIW under a quota share reinsurance agreement. During the year ended December 31, 2019, Essent Re paid dividends to Essent Group Ltd. of \$55 million to increase holding company liquidity. Essent Group Ltd. made no capital contributions to Essent Re during the years ended December 31, 2019 and 2018. As of December 31, 2019, Essent Re had total stockholders' equity of \$939.4 million and net risk in force of \$10.3 billion.

Financial Strength Ratings

The financial strength ratings of Essent Guaranty, our principal mortgage insurance subsidiary, are A3 with a stable outlook by Moody's, BBB+ with a stable outlook by S&P and A (Excellent) with a stable outlook by A.M. Best. The financial strength ratings of Essent Re are BBB+ with a stable outlook by S&P and A (Excellent) with a stable outlook by A.M. Best.

Private Mortgage Insurer Eligibility Requirements

Effective December 31, 2015, Fannie Mae and Freddie Mac, at the direction of the FHFA, implemented new coordinated Private Mortgage Insurer Eligibility Requirements, which we refer to as the "PMIERS." The PMIERS represent the standards by which private mortgage insurers are eligible to provide mortgage insurance on loans owned or guaranteed by Fannie Mae and Freddie Mac. The PMIERS include financial strength requirements incorporating a risk-based framework that require approved insurers to have a sufficient level of liquid assets from which to pay claims. This risk-based framework provides that an insurer must hold a substantially higher level of required assets for insured loans that are in default compared to a performing loan. The PMIERS also include enhanced operational performance expectations and define remedial actions that apply should an approved insurer fail to comply with these requirements. In 2018, the GSEs released revised PMIERS framework ("PMIERS 2.0") which became effective on March 31, 2019. As of December 31, 2019, Essent Guaranty, our GSE-approved mortgage insurance company, was in compliance with the PMIERS 2.0. As of December 31, 2019, Essent Guaranty's Available Assets were \$2.34 billion and its Minimum Required Assets were \$1.50 billion based on our interpretation of the PMIERS 2.0.

Financial Condition

Stockholders' Equity

As of December 31, 2019, stockholders' equity was \$3.0 billion compared to \$2.4 billion as of December 31, 2018. This increase was primarily due to net income generated in 2019 and increases in accumulated other comprehensive income related to an increase in our unrealized investment gains.

Investments

As of December 31, 2019, investments totaled \$3.4 billion compared to \$2.8 billion as of December 31, 2018. In addition, our total cash was \$71.4 million as of December 31, 2019, compared to \$64.9 million as of December 31, 2018. The increase in investments was primarily due to investing net cash flows from operations during the year ended December 31, 2019.

Investments Available for Sale by Asset Class

Asset Class (\$ in thousands)	December 31, 2019		December 31, 2018	
	Fair Value	Percent	Fair Value	Percent
U.S. Treasury securities	\$ 242,206	7.2 %	\$ 289,892	10.5 %
U.S. agency securities	33,605	1.0	32,997	1.2
U.S. agency mortgage-backed securities	848,334	25.3	637,178	23.1
Municipal debt securities(1)	361,638	10.8	483,879	17.5
Non-U.S. government securities	54,995	1.7	45,001	1.6
Corporate debt securities(2)	880,301	26.3	725,201	26.3
Residential and commercial mortgage securities	288,281	8.6	121,838	4.4
Asset-backed securities	326,025	9.7	284,997	10.3
Money market funds	315,362	9.4	139,083	5.1
Total Investments Available for Sale	\$ 3,350,747	100.0%	\$ 2,760,066	100.0%

(1) The following table summarizes municipal debt securities as of :	December 31,	December 31,
	2019	2018
Special revenue bonds	74.5%	69.0%
General obligation bonds	21.3	26.0
Certificate of participation bonds	3.4	3.6
Tax allocation bonds	0.8	0.9
Special tax bonds	—	0.5
Total	100.0%	100.0%

	December 31, 2019	December 31, 2018
(2) The following table summarizes corporate debt securities as of :		
Financial	34.4%	37.1%
Consumer, non-cyclical	20.1	20.7
Communications	10.3	12.6
Energy	8.3	5.7
Consumer, cyclical	7.6	7.6
Utilities	6.2	5.0
Technology	4.8	3.1
Industrial	4.2	4.7
Basic materials	4.1	3.5
Total	<u>100.0%</u>	<u>100.0%</u>

Investments Available for Sale by Rating

Rating(1) (\$ in thousands)	December 31, 2019		December 31, 2018	
	Fair Value	Percent	Fair Value	Percent
Aaa	\$ 1,817,905	54.2%	\$ 1,362,781	49.4 %
Aa1	109,122	3.3	124,435	4.5
Aa2	145,282	4.3	196,218	7.1
Aa3	159,599	4.8	143,315	5.2
A1	206,643	6.2	222,073	8.0
A2	183,780	5.5	199,238	7.2
A3	191,933	5.7	146,300	5.3
Baa1	232,490	6.9	162,695	5.9
Baa2	179,664	5.4	140,168	5.1
Baa3	65,119	1.9	26,805	1.0
Below Baa3	59,210	1.8	36,038	1.3
Total Investments Available for Sale	\$ 3,350,747	100.0%	\$ 2,760,066	100.0%

(1) Based on ratings issued by Moody's, if available. S&P or Fitch Ratings ("Fitch") rating utilized if Moody's not available.

Investments Available for Sale by Effective Duration

Effective Duration (\$ in thousands)	December 31, 2019		December 31, 2018	
	Fair Value	Percent	Fair Value	Percent
< 1 Year	\$ 1,038,782	31.0 %	\$ 529,545	19.2 %
1 to < 2 Years	306,148	9.1	285,060	10.3
2 to < 3 Years	348,708	10.4	251,763	9.1
3 to < 4 Years	361,147	10.8	278,804	10.1
4 to < 5 Years	443,382	13.2	429,005	15.6
5 or more Years	852,580	25.5	985,889	35.7
Total Investments Available for Sale	\$ 3,350,747	100.0%	\$ 2,760,066	100.0%

Top Ten Investments Available for Sale Holdings

Rank (\$ in thousands)	December 31, 2019				
	Security	Fair Value	Amortized Cost	Unrealized Gain (Loss)(1)	Credit Rating(2)
1	Fannie Mae 3.500% 1/1/2058	\$ 30,112	\$ 29,781	\$ 331	Aaa
2	U.S. Treasury 5.250% 11/15/2028	29,480	28,858	622	Aaa
3	Freddie Mac 4.000% 11/1/2048	28,530	28,501	29	Aaa
4	U.S. Treasury 2.625% 6/30/2023	20,465	19,710	755	Aaa
5	U.S. Treasury 1.500% 8/15/2026	17,161	17,445	(284)	Aaa
6	Fannie Mae 4.500% 5/1/2048	16,972	16,301	671	Aaa
7	Freddie Mac 4.500% 4/1/2049	16,585	16,506	79	Aaa
8	U.S. Treasury 2.625% 7/15/2021	14,978	14,738	240	Aaa
9	Freddie Mac 4.000% 5/15/2050	14,700	14,603	97	Aaa
10	Fannie Mae 4.000% 5/1/2056	13,079	12,276	803	Aaa
Total		<u>\$ 202,062</u>	<u>\$ 198,719</u>	<u>\$ 3,343</u>	
Percent of Investments Available for Sale		<u><u>6.0%</u></u>			

- (1) As of December 31, 2019, for securities in unrealized loss positions, management believes decline in fair values is principally associated with the changes in the interest rate environment subsequent to their purchase. Also, see Note 3 to our consolidated financial statements, which summarizes the aggregate amount of gross unrealized losses by asset class in which the fair value of investments available for sale has been less than cost for less than 12 months and for 12 months or more.
- (2) Based on ratings issued by Moody's, if available. S&P or Fitch rating utilized if Moody's not available.

Rank (\$ in thousands)	December 31, 2018	
	Security	Fair Value
1	U.S. Treasury 2.625% 7/15/2021	\$ 36,323
2	U.S. Treasury 5.250% 11/15/2028	28,213
3	U.S. Treasury 2.625% 6/30/2023	26,637
4	Fannie Mae 4.500% 5/1/2048	19,419
5	U.S. Treasury 1.500% 8/15/2026	18,924
6	Fannie Mae 4.000% 5/1/2056	14,287
7	Fannie Mae 3.000% 12/1/2032	12,797
8	Fannie Mae 4.500% 11/1/2048	12,130
9	U.S. Treasury 2.000% 1/15/2021	11,382
10	Fannie Mae 1.500% 6/22/2020	11,133
Total		<u>\$ 191,245</u>
Percent of Investments Available for Sale		<u><u>6.9%</u></u>

The following tables includes municipal securities for states that represent more than 10% of the total municipal bond position as of December 31, 2019:

(\$ in thousands)	Fair Value	Amortized Cost	Credit Rating (1), (2)
Texas			
Texas A&M University	\$ 6,269	\$ 5,970	Aaa
State of Texas	5,788	5,555	Aaa
City of Houston TX Combined Utility System Revenue.	5,108	4,674	Aa2
University of Houston	3,355	3,236	Aa2
City of Austin TX Electric Utility Revenue	2,354	2,156	Aa3
Dallas/Fort Worth International Airport	2,345	2,186	A1
City of Houston TX	2,238	2,127	Aa3
North Texas Municipal Water District	2,050	1,971	Aaa
North Texas Tollway System	1,890	1,768	A2
City of Dallas TX	1,845	1,684	Aa3
Tarrant Regional Water District	1,549	1,461	Aaa
City of Fort Worth TX Water & Sewer System Revenue	1,542	1,489	Aa1
City of San Antonio TX Airport System	1,315	1,197	A1
City of Corpus Christi TX Utility System Revenue	1,162	1,083	A1
Harris County Toll Road Authority	1,073	1,042	Aa2
County of Fort Bend TX	851	807	Aa1
Central Texas Turnpike System	674	641	Baa1
Austin-Bergstrom Landhost Enterprises, Inc.	632	593	A3
San Jacinto Community College District	588	550	Aa3
	<u>\$ 42,628</u>	<u>\$ 40,190</u>	
(\$ in thousands)	Fair Value	Amortized Cost	Credit Rating (1), (2)
New York			
City of New York NY	\$ 7,056	\$ 6,530	Aa1
State of New York Personal Income Tax Revenue	6,965	6,616	Aa1
The Port Authority of New York and New Jersey	6,008	5,608	Aa3
New York City Transitional Finance Authority Future Tax Secured Revenue	4,724	4,456	Aa1
Metropolitan Transportation Authority	4,358	4,085	A1
TSASC, Inc.	2,422	2,201	A2
County of Nassau NY	2,202	2,018	A2
Long Island Power Authority	1,891	1,773	A2
New York City Transitional Finance Authority Building Aid Revenue	1,550	1,484	Aa2
Town of Oyster Bay NY	1,102	1,052	Aa2
Carousel Center Co., LP	134	133	Ba2
	<u>\$ 38,412</u>	<u>\$ 35,956</u>	

(1) Certain of the above securities may include financial guaranty insurance or state enhancements. The above ratings include the effect of these credit enhancements, if applicable.

(2) Based on ratings issued by Moody's, if available. S&P or Fitch rating utilized if Moody's not available.

Contractual Obligations

As of December 31, 2019, the approximate future payments under our contractual obligations of the type described in the table below are as follows:

(\$ in thousands)	Payments due by period				
	Total	Less than 1 year	1 - 3 years	3 - 5 years	More than 5 years
Credit facility borrowings	\$ 225,000	\$ —	\$ 225,000	\$ —	\$ —
Estimated loss and LAE payments(1)	69,362	37,973	30,722	667	—
Operating lease obligations	13,866	2,985	6,002	4,086	793
Unfunded investment commitments	102,967	41,000	37,750	16,877	7,340
Total	<u>\$ 411,195</u>	<u>\$ 81,958</u>	<u>\$ 299,474</u>	<u>\$ 21,630</u>	<u>\$ 8,133</u>

- (1) Our estimate of loss and LAE payments reflects the application of accounting policies described below in "—Critical Accounting Policies—Reserve for Losses and Loss Adjustment Expenses." The payments due by period are based on management's estimates and assume that all of the loss and LAE reserves included in the table will result in payments.

We lease office space in Pennsylvania, North Carolina, California and Bermuda under leases accounted for as operating leases. A portion of the space leased in North Carolina has been subleased to Triad; minimum lease payments shown above have not been reduced by minimum sublease rental income of \$0.1 million due in 2020 under the non-cancelable sublease.

Off-Balance Sheet Arrangements

Essent Guaranty has entered into fully collateralized reinsurance agreements ("Radnor Re Transactions") with unaffiliated special purpose insurers domiciled in Bermuda. The Radnor Re special purpose insurers are special purpose variable interest entities that are not consolidated in our consolidated financial statements because we do not have the unilateral power to direct those activities that are significant to their economic performance. As of December 31, 2019, our estimated off-balance sheet maximum exposure to loss from the Radnor Re entities was \$21.3 million, representing the estimated net present value of investment earnings on the assets in the reinsurance trusts. See Note 5 to our consolidated financial statements for additional information.

Critical Accounting Policies

Our discussion and analysis of our financial condition and results of operation are based upon our consolidated financial statements, which have been prepared in conformity with U.S. generally accepted accounting principles ("GAAP"). In preparing our consolidated financial statements, management has made estimates, assumptions and judgments that affect the reported amounts of assets and liabilities at the date of the financial statements and the reported amounts of revenues and expenses during the reporting periods. In preparing these financial statements, management has utilized available information, including our past history, industry standards and the current and projected economic and housing environment, among other factors, in forming its estimates, assumptions and judgments, giving due consideration to materiality. Because the use of estimates is inherent in GAAP, actual results could differ from those estimates. In addition, other companies may utilize different estimates, which may impact comparability of our results of operations to those of companies in similar businesses. A summary of the accounting policies that management believes are critical to the preparation of our consolidated financial statements is set forth below.

Insurance Premium Revenue Recognition

Mortgage guaranty insurance policies are contracts that are generally non-cancelable by the insurer, are renewable at a fixed price, and provide for payment of premium on a monthly, annual or single basis. Upon renewal, we are not able to re-underwrite or re-price our policies. Consistent with industry accounting practices, premiums written on a monthly basis are earned as coverage is provided. Premiums written on an annual basis are amortized on a pro rata basis over the year of coverage. Primary mortgage insurance written on policies covering more than one year are referred to as single premium policies. A portion of the revenue from single premium policies is recognized in earned premium in the current period, and the remaining portion is deferred as unearned premium and earned over the expected life of the policy. If single premium policies related to insured loans are cancelled due to repayment by the borrower, and the premium is non-refundable, then the remaining unearned premium related to each cancelled policy is recognized as earned premium upon notification of the cancellation.

Unearned premium represents the portion of premium written that is applicable to the estimated unexpired risk of insured loans. Rates used to determine the earning of single premium policies are estimates based on an analysis of the expiration of risk.

Reserve for Losses and Loss Adjustment Expenses

We establish reserves for losses based on our best estimate of ultimate claim costs for defaulted loans using the general principles contained in ASC No. 944, in accordance with industry practice. However, consistent with industry standards for mortgage insurers, we do not establish loss reserves for future claims on insured loans which are not currently in default. Loans are classified as defaulted when the borrower has missed two consecutive payments. Once we are notified that a borrower has defaulted, we will consider internal and third-party information and models, including the status of the loan as reported by its servicer and the type of loan product to determine the likelihood that a default will reach claim status. In addition, we will project the amount that we will pay if a default becomes a claim (referred to as "claim severity"). Based on this information, at each reporting date we determine our best estimate of loss reserves at a given point in time. Included in loss reserves are reserves for incurred but not reported ("IBNR") claims. IBNR reserves represent our estimated unpaid losses on loans that are in default, but have not yet been reported to us as delinquent by our customers. We will also establish reserves for associated loss adjustment expenses, consisting of the estimated cost of the claims administration process, including legal and other fees and expenses associated with administering the claims process. Establishing reserves is inherently subjective as it requires estimates that are susceptible to significant revision as more information becomes available. Our estimates of claim rates and claim sizes will be strongly influenced by prevailing economic conditions, such as the overall state of the economy, current rates or trends in unemployment, changes in housing values and/or interest rates, and our best judgments as to the future values or trends of these macroeconomic factors. Losses incurred are also generally affected by the characteristics of our insured loans, such as the loan amount, loan-to-value ratio, the percentage of coverage on the insured loan and the credit quality of the borrower.

Income Taxes

Deferred income tax assets and liabilities are determined using the asset and liability (or balance sheet) method. Under this method, we determine the net deferred tax asset or liability based on the tax effects of the temporary differences between the book and tax bases of the various assets and liabilities and give current recognition to changes in tax rates and laws. Changes in tax laws, rates, regulations and policies, or the final determination of tax audits or examinations, could materially affect our tax estimates. We evaluate the realizability of the deferred tax asset and recognize a valuation allowance if, based on the weight of all available positive and negative evidence, it is more likely than not that some portion or all of the deferred tax asset will not be realized. When evaluating the realizability of the deferred tax asset, we consider estimates of expected future taxable income, existing and projected book/tax differences, carryback and carryforward periods, tax planning strategies available, and the general and industry specific economic outlook. This realizability analysis is inherently subjective, as it requires management to forecast changes in the mortgage market, as well as the related impact on mortgage insurance, and the competitive and general economic environment in future periods. Changes in the estimate of deferred tax asset realizability, if applicable, are included in income tax expense on the consolidated statements of comprehensive income.

ASC No. 740 provides a recognition threshold and measurement attribute for the financial statement recognition and measurement of a tax position taken or expected to be taken in a tax return. In accordance with ASC No. 740, before a tax benefit can be recognized, a tax position is evaluated using a threshold that it is more likely than not that the tax position will be sustained upon examination. When evaluating the more-likely-than-not recognition threshold, ASC No. 740 provides that a company should presume the tax position will be examined by the appropriate taxing authority that has full knowledge of all relevant information. If the tax position meets the more-likely-than-not recognition threshold, it is initially and subsequently measured as the largest amount of benefit that is greater than 50% likely of being realized upon ultimate settlement. This analysis is inherently subjective, as it requires management to forecast the outcome of future tax examinations and the amount of tax benefits that will ultimately be realized given the facts, circumstances, and information available at the reporting date. New information may become available in future periods that could cause the actual amount of tax benefits to vary from management's estimates.

Investments

Our fixed maturity and short-term investments are classified as available for sale and are reported at fair value. The related unrealized gains or losses are, after considering the related tax expense or benefit, recognized as a component of accumulated other comprehensive income (loss) in stockholders' equity. Realized investment gains and losses are reported in income based upon specific identification of securities sold. Each quarter we perform reviews of all of our investments in order to determine whether declines in fair value below amortized cost were considered other-than-temporary in accordance with

applicable guidance. In evaluating whether a decline in fair value is other-than-temporary, we consider several factors including, but not limited to:

- our intent to sell the security or whether it is more likely than not that we will be required to sell the security before recovery;
- extent and duration of the decline;
- failure of the issuer to make scheduled interest or principal payments;
- credit ratings from third-party rating agencies and changes in these credit ratings below investment-grade;
- current credit spreads, downgrade trends, industry and asset sector trends, and issuer disclosures and financial reports to determine if credit ratings from third-party credit agencies are reasonable; and
- adverse conditions specifically related to the security, an industry, or a geographic area.

Under the current guidance a debt security impairment is deemed other-than-temporary if we either intend to sell the security, or it is more likely than not that we will be required to sell the security before recovery or we do not expect to collect cash flows sufficient to recover the amortized cost basis of the security. During the years ended December 31, 2019, 2018 and 2017, the unrealized losses recorded in the investment portfolio principally resulted from fluctuations in market interest rates and credit spreads. Each issuer is current on its scheduled interest and principal payments. We recorded other-than-temporary impairments of \$0.3 million and \$0.1 million in the years ended December 31, 2019 and 2017, respectively, for securities in an unrealized loss position. The impairments resulted from our intent to sell these securities subsequent to the reporting date. There were no other-than-temporary impairments in the year ended December 31, 2018.

For information on our material holdings in an unrealized loss position, see "—Financial Condition—Investments."

Recently Issued Accounting Pronouncements

There are no recently issued accounting standards that are expected to have a material effect on our financial condition, results of operations or cash flows. See Note 2 of our consolidated financial statements.

ITEM 7A. QUANTITATIVE AND QUALITATIVE DISCLOSURES ABOUT MARKET RISK

We own and manage a large investment portfolio of various holdings, types and maturities. Investment income is one of our primary sources of cash flow supporting operations and claim payments. The assets within the investment portfolio are exposed to the same factors that affect overall financial market performance. While our investment portfolio is exposed to factors affecting markets worldwide, it is most sensitive to fluctuations in the drivers of U.S. markets.

We manage market risk via a defined investment policy implemented by our treasury function with oversight from our board of directors and our senior management. Important drivers of our market risk exposure monitored and managed by us include but are not limited to:

- *Changes to the level of interest rates.* Increasing interest rates may reduce the value of certain fixed-rate bonds held in the investment portfolio. Higher rates may cause variable-rate assets to generate additional income. Decreasing rates will have the reverse impact. Significant changes in interest rates can also affect persistency and claim rates which may in turn require that the investment portfolio be restructured to better align it with future liabilities and claim payments. Such restructuring may cause investments to be liquidated when market conditions are adverse.
- *Changes to the term structure of interest rates.* Rising or falling rates typically change by different amounts along the yield curve. These changes may have unforeseen impacts on the value of certain assets.
- *Market volatility/changes in the real or perceived credit quality of investments.* Deterioration in the quality of investments, identified through changes to our own or third-party (e.g., rating agency) assessments, will reduce the value and potentially the liquidity of investments.
- *Concentration Risk.* If the investment portfolio is highly concentrated in one asset, or in multiple assets whose values are highly correlated, the value of the total portfolio may be greatly affected by the change in value of just one asset or a group of highly correlated assets.
- *Prepayment Risk.* Bonds may have call provisions that permit debtors to repay prior to maturity when it is to their advantage. This typically occurs when rates fall below the interest rate of the debt.

Market risk is measured for all investment assets at the individual security level. Market risks that are not fully captured by the quantitative analysis are highlighted. In addition, material market risk changes that occur from the last reporting period to the current are discussed. Changes to how risks are managed will also be identified and described.

At December 31, 2019, the effective duration of our investments available for sale was 3.1 years, which means that an instantaneous parallel shift (movement up or down) in the yield curve of 100 basis points would result in a change of 3.1% in fair value of our investments available for sale. Excluding short-term investments, our investments available for sale effective duration was 3.5 years, which means that an instantaneous parallel shift (movement up or down) in the yield curve of 100 basis points would result in a change of 3.5% in fair value of our investments available for sale.

ITEM 8. FINANCIAL STATEMENTS AND SUPPLEMENTARY DATA

INDEX TO FINANCIAL STATEMENTS

	Page
CONSOLIDATED FINANCIAL STATEMENTS	
Report of Independent Registered Public Accounting Firm	78
Consolidated Balance Sheets	80
Consolidated Statements of Comprehensive Income	81
Consolidated Statements of Changes in Stockholders' Equity	82
Consolidated Statements of Cash Flows	83
Notes to Consolidated Financial Statements	84
FINANCIAL STATEMENT SCHEDULES	
Schedule I—Summary of Investments—Other Than Investments in Related Parties as of December 31, 2019	112
Schedule II—Condensed Financial Information of Registrant at December 31, 2019 and 2018 and for each of the three years in the period ended December 31, 2019	113
Schedule IV—Reinsurance for the years ended December 31, 2019, 2018 and 2017	117

Report of Independent Registered Public Accounting Firm

To the Board of Directors and Stockholders of Essent Group Ltd.

Opinions on the Financial Statements and Internal Control over Financial Reporting

We have audited the accompanying consolidated balance sheets of Essent Group Ltd. and its subsidiaries (the "Company") as of December 31, 2019 and 2018, and the related consolidated statements of comprehensive income, of changes in stockholders' equity and of cash flows for each of the three years in the period ended December 31, 2019, including the related notes and financial statement schedules listed in the accompanying index (collectively referred to as the "consolidated financial statements"). We also have audited the Company's internal control over financial reporting as of December 31, 2019, based on criteria established in *Internal Control - Integrated Framework* (2013) issued by the Committee of Sponsoring Organizations of the Treadway Commission (COSO).

In our opinion, the consolidated financial statements referred to above present fairly, in all material respects, the financial position of the Company as of December 31, 2019 and 2018, and the results of its operations and its cash flows for each of the three years in the period ended December 31, 2019 in conformity with accounting principles generally accepted in the United States of America. Also in our opinion, the Company maintained, in all material respects, effective internal control over financial reporting as of December 31, 2019, based on criteria established in *Internal Control - Integrated Framework* (2013) issued by the COSO.

Basis for Opinions

The Company's management is responsible for these consolidated financial statements, for maintaining effective internal control over financial reporting, and for its assessment of the effectiveness of internal control over financial reporting, included in Management's Report on Internal Control Over Financial Reporting appearing under Item 9A. Our responsibility is to express opinions on the Company's consolidated financial statements and on the Company's internal control over financial reporting based on our audits. We are a public accounting firm registered with the Public Company Accounting Oversight Board (United States) (PCAOB) and are required to be independent with respect to the Company in accordance with the U.S. federal securities laws and the applicable rules and regulations of the Securities and Exchange Commission and the PCAOB.

We conducted our audits in accordance with the standards of the PCAOB. Those standards require that we plan and perform the audits to obtain reasonable assurance about whether the consolidated financial statements are free of material misstatement, whether due to error or fraud, and whether effective internal control over financial reporting was maintained in all material respects.

Our audits of the consolidated financial statements included performing procedures to assess the risks of material misstatement of the consolidated financial statements, whether due to error or fraud, and performing procedures that respond to those risks. Such procedures included examining, on a test basis, evidence regarding the amounts and disclosures in the consolidated financial statements. Our audits also included evaluating the accounting principles used and significant estimates made by management, as well as evaluating the overall presentation of the consolidated financial statements. Our audit of internal control over financial reporting included obtaining an understanding of internal control over financial reporting, assessing the risk that a material weakness exists, and testing and evaluating the design and operating effectiveness of internal control based on the assessed risk. Our audits also included performing such other procedures as we considered necessary in the circumstances. We believe that our audits provide a reasonable basis for our opinions.

Definition and Limitations of Internal Control over Financial Reporting

A company's internal control over financial reporting is a process designed to provide reasonable assurance regarding the reliability of financial reporting and the preparation of financial statements for external purposes in accordance with generally accepted accounting principles. A company's internal control over financial reporting includes those policies and procedures that (i) pertain to the maintenance of records that, in reasonable detail, accurately and fairly reflect the transactions and dispositions of the assets of the company; (ii) provide reasonable assurance that transactions are recorded as necessary to permit preparation of financial statements in accordance with generally accepted accounting principles, and that receipts and expenditures of the company are being made only in accordance with authorizations of management and directors of the company; and (iii) provide reasonable assurance regarding prevention or timely detection of unauthorized acquisition, use, or disposition of the company's assets that could have a material effect on the financial statements.

Because of its inherent limitations, internal control over financial reporting may not prevent or detect misstatements. Also, projections of any evaluation of effectiveness to future periods are subject to the risk that controls may become inadequate because of changes in conditions, or that the degree of compliance with the policies or procedures may deteriorate.

Critical Audit Matters

The critical audit matter communicated below is a matter arising from the current period audit of the consolidated financial statements that was communicated or required to be communicated to the audit committee and that (i) relates to accounts or disclosures that are material to the consolidated financial statements and (ii) involved our especially challenging, subjective, or complex judgments. The communication of critical audit matters does not alter in any way our opinion on the consolidated financial statements, taken as a whole, and we are not, by communicating the critical audit matter below, providing a separate opinion on the critical audit matter or on the accounts or disclosures to which it relates.

Valuation of Reserve for Losses and Loss Adjustment Expenses

As described in Notes 2 and 6 to the consolidated financial statements, the Company's recorded reserve for losses and loss adjustment expenses of \$69 million as of December 31, 2019 is based on management's best estimate of ultimate claim costs for defaulted loans. Upon notification that a borrower has defaulted, management considers internal and third-party information and models to determine the likelihood that a default will reach claim status and projects the amount that the Company will pay if a default becomes a claim. Management's estimates of claim rates and claim sizes will be influenced by prevailing economic conditions, such as the overall state of the economy, current rates or trends in unemployment, changes in housing values and/or interest rates, and management's best judgments as to the future values or trends of these macroeconomic factors. Losses incurred are also generally affected by the characteristics of the Company's insured loans, such as the loan amount, loan-to-value ratio, the percentage of coverage on the insured loan and the credit quality of the borrower.

The principal considerations for our determination that performing procedures relating to the valuation of the reserve for losses and loss adjustment expenses is a critical audit matter are (i) there was a significant judgment by management when developing their estimate. This in turn led to a high degree of auditor subjectivity and judgment in performing procedures relating to the estimate; (ii) there was significant auditor effort and judgment in evaluating the audit evidence related to management's estimates of claim rates and claim size, including management's assumptions related to the macroeconomic factors and their assessment of the relevance of internal and third-party historical default data; and (iii) the audit effort included the involvement of professionals with specialized skill and knowledge to assist in performing these procedures and evaluating the audit evidence obtained.

Addressing the matter involved performing procedures and evaluating audit evidence in connection with forming our overall opinion on the consolidated financial statements. These procedures included testing the effectiveness of controls relating to the Company's valuation of reserve for losses and loss adjustment expenses, including controls over the development of significant assumptions. These procedures also included, among others, the involvement of professionals with specialized skill and knowledge to assist in developing an independent estimate of the reserve for losses and loss adjustment expenses using Company and historical mortgage insurance industry data and comparing this independent estimate to management's recorded reserve. Developing the independent estimate involved independently estimating claim rates and claim sizes, testing the completeness and accuracy of data provided by management and evaluating the reasonableness of management's assumptions related to macroeconomic factors and management's assessment of internal and third-party default data.

/s/ PricewaterhouseCoopers LLP

Philadelphia, Pennsylvania
February 14, 2020

We have served as the Company's auditor since 2009.

Essent Group Ltd. and Subsidiaries

Consolidated Balance Sheets

(In thousands, except per share amounts)	December 31,	
	2019	2018
Assets		
Investments		
Fixed maturities available for sale, at fair value (amortized cost: 2019 — \$2,967,225; 2018 — \$2,638,950)	\$ 3,035,385	\$ 2,605,666
Short-term investments available for sale, at fair value (amortized cost: 2019 — \$315,360; 2018 — \$154,400)	315,362	154,400
Total investments available for sale	3,350,747	2,760,066
Other invested assets	78,873	30,952
Total investments	3,429,620	2,791,018
Cash	71,350	64,946
Accrued investment income	18,535	17,627
Accounts receivable	40,655	36,881
Deferred policy acquisition costs	15,705	16,049
Property and equipment (at cost, less accumulated depreciation of \$57,639 in 2019 and \$53,870 in 2018)	17,308	7,629
Prepaid federal income tax	261,885	202,385
Other assets	18,367	13,436
Total assets	\$ 3,873,425	\$ 3,149,971
Liabilities and Stockholders' Equity		
Liabilities		
Reserve for losses and LAE	\$ 69,362	\$ 49,464
Unearned premium reserve	278,887	295,467
Net deferred tax liability	249,620	172,642
Credit facility borrowings (at carrying value, less unamortized deferred costs of \$763 in 2019 and \$1,336 in 2018)	224,237	223,664
Other accrued liabilities	66,474	43,017
Total liabilities	888,580	784,254
Commitments and contingencies (see Note 8)		
Stockholders' Equity		
Common shares, \$0.015 par value:		
Authorized - 233,333; issued and outstanding - 98,394 shares in 2019 and 98,139 shares in 2018	1,476	1,472
Additional paid-in capital	1,118,655	1,110,800
Accumulated other comprehensive income (loss)	56,187	(28,993)
Retained earnings	1,808,527	1,282,438
Total stockholders' equity	2,984,845	2,365,717
Total liabilities and stockholders' equity	\$ 3,873,425	\$ 3,149,971

See accompanying notes to consolidated financial statements.

Essent Group Ltd. and Subsidiaries

Consolidated Statements of Comprehensive Income

(In thousands, except per share amounts)	Year Ended December 31,		
	2019	2018	2017
Revenues:			
Net premiums written	\$ 760,845	\$ 685,287	\$ 570,186
Decrease (increase) in unearned premiums	16,580	(35,795)	(40,056)
Net premiums earned	777,425	649,492	530,130
Net investment income	83,542	64,091	40,226
Realized investment gains, net	3,229	1,318	2,015
Other income	3,371	4,452	4,140
Total revenues	867,567	719,353	576,511
Losses and expenses:			
Provision for losses and LAE	32,986	11,575	27,232
Other underwriting and operating expenses	165,369	150,900	145,533
Interest expense	10,151	10,179	5,178
Total losses and expenses	208,506	172,654	177,943
Income before income taxes	659,061	546,699	398,568
Income tax expense	103,348	79,336	18,821
Net income	\$ 555,713	\$ 467,363	\$ 379,747
Earnings per share:			
Basic	\$ 5.68	\$ 4.80	\$ 4.07
Diluted	5.66	4.77	3.99
Weighted average shares outstanding:			
Basic	97,762	97,403	93,330
Diluted	98,227	97,974	95,211
Net income	\$ 555,713	\$ 467,363	\$ 379,747
Other comprehensive income (loss):			
Change in unrealized appreciation (depreciation) of investments, net of tax expense (benefit) of \$17,497 in 2019, (\$5,686) in 2018 and \$4,519 in 2017	85,180	(25,741)	8,068
Total other comprehensive income (loss)	85,180	(25,741)	8,068
Comprehensive income	\$ 640,893	\$ 441,622	\$ 387,815

See accompanying notes to consolidated financial statements.

Essent Group Ltd. and Subsidiaries

Consolidated Statements of Changes in Stockholders' Equity

(In thousands)	Year Ended December 31,		
	2019	2018	2017
Common Shares			
Balance, beginning of year	\$ 1,472	\$ 1,476	\$ 1,397
Issuance of common shares, net of issuance costs of \$1,802	—	—	75
Issuance of management incentive shares	7	6	8
Cancellation of treasury stock	(3)	(10)	(4)
Balance, end of year	<u>1,476</u>	<u>1,472</u>	<u>1,476</u>
Additional Paid-In Capital			
Balance, beginning of year	1,110,800	1,127,137	918,296
Issuance of common shares, net of issuance costs of \$1,802	—	—	197,623
Dividends and dividend equivalents declared	276	—	—
Issuance of management incentive shares	(7)	(6)	(8)
Stock-based compensation expense	16,588	15,073	18,688
Cumulative effect of ASU 2016-09 adoption	—	—	111
Cancellation of treasury stock	(9,002)	(31,404)	(7,573)
Balance, end of year	<u>1,118,655</u>	<u>1,110,800</u>	<u>1,127,137</u>
Accumulated Other Comprehensive Income (Loss)			
Balance, beginning of year	(28,993)	(3,252)	(12,255)
Other comprehensive income (loss)	85,180	(25,741)	8,068
Reclassification of certain income tax effects resulting from tax reform	—	—	935
Balance, end of year	<u>56,187</u>	<u>(28,993)</u>	<u>(3,252)</u>
Retained Earnings			
Balance, beginning of year	1,282,438	815,075	436,335
Net income	555,713	467,363	379,747
Dividends and dividend equivalents declared	(29,624)	—	—
Cumulative effect of ASU 2016-09 adoption	—	—	(72)
Reclassification of certain income tax effects resulting from tax reform	—	—	(935)
Balance, end of year	<u>1,808,527</u>	<u>1,282,438</u>	<u>815,075</u>
Treasury Stock			
Balance, beginning of year	—	—	—
Treasury stock acquired	(9,005)	(31,414)	(7,577)
Cancellation of treasury stock	9,005	31,414	7,577
Balance, end of year	<u>—</u>	<u>—</u>	<u>—</u>
Total Stockholders' Equity	<u><u>\$ 2,984,845</u></u>	<u><u>\$ 2,365,717</u></u>	<u><u>\$ 1,940,436</u></u>

See accompanying notes to consolidated financial statements.

Essent Group Ltd. and Subsidiaries
Consolidated Statements of Cash Flows

(In thousands)	Year Ended December 31,		
	2019	2018	2017
Operating Activities			
Net income	\$ 555,713	\$ 467,363	\$ 379,747
Adjustments to reconcile net income to net cash provided by operating activities:			
Gain on the sale of investments, net	(3,229)	(1,318)	(2,015)
Equity in net income of other invested assets	199	(111)	—
Distribution of income from other invested assets	648	211	—
Depreciation and amortization	3,769	3,404	3,923
Stock-based compensation expense	16,588	15,073	18,688
Amortization of premium on investment securities	15,738	14,220	12,038
Deferred income tax provision (benefit)	59,481	50,692	(19,431)
Change in:			
Accrued investment income	(908)	(4,820)	(3,319)
Accounts receivable	(3,767)	(7,118)	(8,160)
Deferred policy acquisition costs	344	(695)	(1,954)
Prepaid federal income tax	(59,500)	49,772	(70,885)
Other assets	(2,921)	(5,060)	(1,408)
Reserve for losses and LAE	19,898	2,614	18,708
Unearned premium reserve	(16,580)	35,795	40,056
Other accrued liabilities	4,375	5,299	2,585
Net cash provided by operating activities	<u>589,848</u>	<u>625,321</u>	<u>368,573</u>
Investing Activities			
Net change in short-term investments	(160,962)	158,294	(180,346)
Purchase of investments available for sale	(1,044,964)	(1,126,032)	(833,298)
Proceeds from maturity of investments available for sale	88,025	114,651	71,908
Proceeds from sales of investments available for sale	623,771	340,780	254,377
Purchase of other invested assets	(49,789)	(30,860)	—
Return of investment from other invested assets	2,252	316	—
Purchase of property and equipment	(3,409)	(4,054)	(2,783)
Net cash used in investing activities	<u>(545,076)</u>	<u>(546,905)</u>	<u>(690,142)</u>
Financing Activities			
Issuance of common shares, net of costs	—	—	197,829
Credit facility borrowings	—	15,000	200,000
Credit facility repayments	—	(40,000)	(50,000)
Treasury stock acquired	(9,005)	(31,414)	(7,577)
Payment of issuance costs for credit facility	(15)	(580)	(2,690)
Dividends paid	(29,348)	—	—
Net cash (used in) provided by financing activities	<u>(38,368)</u>	<u>(56,994)</u>	<u>337,562</u>
Net increase in cash	6,404	21,422	15,993
Cash at beginning of year	64,946	43,524	27,531
Cash at end of year	<u>\$ 71,350</u>	<u>\$ 64,946</u>	<u>\$ 43,524</u>
Supplemental Disclosure of Cash Flow Information			
Income tax payments	\$ (41,505)	\$ (29,275)	\$ (40,300)
Interest payments	(9,863)	(9,451)	(4,685)
Noncash Transactions			
Repayment of borrowings with term loan proceeds	—	(100,000)	(125,000)
Operating lease liabilities arising from obtaining right-of-use assets	\$ 1,334	\$ —	\$ —

See accompanying notes to consolidated financial statements.

Essent Group Ltd. and Subsidiaries

Notes to Consolidated Financial Statements

In these notes to consolidated financial statements, “Essent”, “Company”, “we”, “us”, and “our” refer to Essent Group Ltd. and its subsidiaries, unless the context otherwise requires.

Note 1. Nature of Operations and Basis of Presentation

Essent Group Ltd. (“Essent Group”) is a Bermuda-based holding company, which, through its wholly-owned subsidiaries, offers private mortgage insurance and reinsurance for mortgages secured by residential properties located in the United States. Mortgage insurance facilitates the sale of low down payment (generally less than 20%) mortgage loans into the secondary mortgage market, primarily to two government-sponsored enterprises (“GSEs”), Fannie Mae and Freddie Mac.

The primary mortgage insurance operations are conducted through Essent Guaranty, Inc. (“Essent Guaranty”), which is domiciled in the state of Pennsylvania. Essent Guaranty is headquartered in Radnor, Pennsylvania and maintains operations centers in Winston-Salem, North Carolina and Irvine, California. Essent Guaranty is approved as a qualified mortgage insurer by the GSEs and is licensed to write mortgage insurance in all 50 states and the District of Columbia.

Essent Guaranty reinsures 25% of new insurance written to Essent Reinsurance Ltd. (“Essent Re”), an affiliated Bermuda domiciled Class 3A Insurer licensed pursuant to Section 4 of the Bermuda Insurance Act 1978 that provides insurance and reinsurance coverage of mortgage credit risk. Essent Re also provides insurance and reinsurance to Freddie Mac and Fannie Mae. In 2016, Essent Re formed Essent Agency (Bermuda) Ltd., a wholly-owned subsidiary, which provides underwriting consulting services to third-party reinsurers. In accordance with certain state law requirements, Essent Guaranty also reinsures that portion of the risk that is in excess of 25% of the mortgage balance with respect to any loan insured prior to April 1, 2019, after consideration of other reinsurance, to Essent Guaranty of PA, Inc. (“Essent PA”), an affiliate domiciled in the state of Pennsylvania.

In addition to offering mortgage insurance, we provide contract underwriting services on a limited basis through CUW Solutions, LLC (“CUW Solutions”), a Delaware limited liability company, that provides, among other things, mortgage contract underwriting services to lenders and mortgage insurance underwriting services to affiliates. CUW Solutions is headquartered in Radnor, Pennsylvania and it maintains operations centers in Winston-Salem, North Carolina and Irvine, California that are subleased from Essent Guaranty.

The Company operates as a single segment for reporting purposes as substantially all business operations, assets and liabilities relate to the private mortgage insurance business and management reviews operating results for the Company as a whole to make operating decisions and assess performance.

The consolidated financial statements have been prepared in accordance with U.S. generally accepted accounting principles (“GAAP”) and include the accounts of Essent Group and its consolidated subsidiaries. All intercompany balances and transactions have been eliminated in consolidation.

Certain amounts in prior years have been reclassified to conform to the current year presentation.

Note 2. Summary of Significant Accounting Policies

Use of Estimates

The preparation of financial statements in accordance with GAAP requires management to make estimates and assumptions that affect the reported amounts of assets and liabilities and disclosure of contingent assets and liabilities at the date of the financial statements and the reported amounts of revenues and expenses during the reporting periods. Actual results could differ from those estimates.

Investments

Our fixed maturity and short-term investments are classified as available for sale as we may sell securities from time to time to provide liquidity and in response to changes in the market. Debt securities classified as available for sale are reported at fair value with unrealized gains and losses on these securities reported in other comprehensive income, net of deferred income taxes. See Note 15 for a description of the valuation methods for investments available for sale.

Essent Group Ltd. and Subsidiaries

Notes to Consolidated Financial Statements (Continued)

We monitor our fixed maturities for unrealized losses that appear to be other-than-temporary. A fixed maturity security is considered to be other-than-temporarily impaired when the security's fair value is less than its amortized cost basis and 1) we intend to sell the security, 2) it is more likely than not that we will be required to sell the security before recovery of the security's amortized cost basis, or 3) we believe we will be unable to recover the entire amortized cost basis of the security (i.e., a credit loss has occurred). When we determine that a credit loss has been incurred, but we do not intend to sell the security and it is not more likely than not that we will be required to sell the security before recovery of the security's amortized cost basis, the portion of the other-than-temporary impairment that is credit related is recorded as a realized loss in the consolidated statements of comprehensive income, and the portion of the other-than-temporary impairment that is not credit related is included in other comprehensive income. For those fixed maturities for which an other-than-temporary impairment has occurred, we adjust the amortized cost basis of the security and record a realized loss in the consolidated statements of comprehensive income.

We recognize purchase premiums and discounts in interest income using the interest method over the term of the securities. Gains and losses on the sales of securities are recorded on the trade date and are determined using the specific identification method.

Short-term investments are defined as short-term, highly liquid investments, both readily convertible to cash and having maturities at acquisition of twelve months or less.

Other invested assets are comprised of limited partnership interests which are accounted for under the equity method of accounting with changes in value reported in other income. In applying the equity method, these investments are initially recorded at cost and are subsequently adjusted based on the Company's proportionate share of the net income or loss of the partnership. We have elected to classify distributions received from these investments using the cumulative earnings approach. Due to the timing of receiving financial information from these partnerships, the results are generally reported on a one month or quarter lag.

Long-Lived Assets

Property and equipment are stated at cost less accumulated depreciation and amortization. Depreciation is calculated using the straight-line method over the estimated useful lives of the assets. Repairs and maintenance are charged to expense as incurred. Estimated useful lives are 5 years for furniture and fixtures and 2 to 3 years for equipment, computer hardware and purchased software. Certain costs associated with the acquisition or development of internal-use software are capitalized. Once the software is ready for its intended use, these costs are amortized on a straight-line basis over the software's expected useful life, which is generally 3 years. We amortize leasehold improvements over the shorter of the lives of the leases or estimated service lives of the leasehold improvements. The balances by type were as follows at December 31:

(In thousands)	2019		2018	
	Cost	Accumulated Depreciation/ Amortization	Cost	Accumulated Depreciation/ Amortization
Furniture and fixtures	\$ 2,148	\$ (2,017)	\$ 2,105	\$ (1,802)
Office equipment	848	(700)	680	(639)
Computer hardware	9,764	(7,728)	8,118	(6,466)
Purchased software	37,909	(36,716)	37,422	(35,748)
Costs of internal-use software	9,595	(8,185)	8,929	(7,379)
Leasehold improvements	4,644	(2,293)	4,245	(1,836)
Total	<u>\$ 64,908</u>	<u>\$ (57,639)</u>	<u>\$ 61,499</u>	<u>\$ (53,870)</u>

Deferred Policy Acquisition Costs

We defer certain personnel costs and premium tax expense directly related to the successful acquisition of new insurance policies and amortize these costs over the period the related estimated gross profits are recognized in order to match costs and revenues. We do not defer any underwriting costs associated with our contract underwriting services. Costs related to the

Notes to Consolidated Financial Statements (Continued)

acquisition of mortgage insurance business are initially deferred and reported as deferred policy acquisition costs. Consistent with industry accounting practice, amortization of these costs for each underwriting year book of business is recognized in proportion to estimated gross profits. Estimated gross profits are composed of earned premium, interest income, losses and loss adjustment expenses. The deferred costs are adjusted as appropriate for policy cancellations to be consistent with our revenue recognition policy. We estimate the rate of amortization to reflect actual experience and any changes to persistency or loss development. Deferred policy acquisition costs are reviewed periodically to determine that they do not exceed recoverable amounts, after considering investment income. Policy acquisition costs deferred were \$7.8 million, \$7.4 million and \$8.0 million for the years ended December 31, 2019, 2018 and 2017, respectively. Amortization of deferred policy acquisition costs totaled \$8.1 million, \$6.7 million and \$6.0 million for the years ended December 31, 2019, 2018 and 2017, respectively, and was included in other underwriting and operating expenses on the consolidated statements of comprehensive income.

Insurance Premium Revenue Recognition

Mortgage guaranty insurance policies are contracts that are generally non-cancelable by the insurer, are renewable at a fixed price, and provide for payment of premium on a monthly, annual or single basis. Upon renewal, we are not able to re-underwrite or re-price our policies. Consistent with industry accounting practices, premiums written on a monthly basis are earned as coverage is provided. Monthly policies accounted for 86% of earned premium in 2019. Premiums written on an annual basis are amortized on a pro rata basis over the year of coverage. Primary mortgage insurance written on policies covering more than one year are referred to as single premium policies. A portion of the revenue from single premium policies is recognized in earned premium in the current period, and the remaining portion is deferred as unearned premium and earned over the expected life of the policy. If single premium policies related to insured loans are cancelled due to repayment by the borrower, and the premium is non-refundable, then the remaining unearned premium related to each cancelled policy is recognized as earned premium upon notification of the cancellation. The Company recorded \$42.5 million and \$17.7 million of earned premium related to policy cancellations for the years ended December 31, 2019 and 2018, respectively. Unearned premium represents the portion of premium written that is applicable to the estimated unexpired risk of insured loans. Rates used to determine the earning of single premium policies are estimates based on an analysis of the expiration of risk.

A significant portion of our premium revenue relates to master policies with certain lending institutions. For the year ended December 31, 2019, one lender represented approximately 12% of our total revenue. The loss of this customer could have a significant impact on our revenues and results of operations.

Reserve for Losses and Loss Adjustment Expenses

We establish reserves for losses based on our best estimate of ultimate claim costs for defaulted loans using the general principles contained in ASC No. 944, in accordance with industry practice. However, consistent with industry standards for mortgage insurers, we do not establish loss reserves for future claims on insured loans which are not currently in default. Loans are classified as in default when the borrower has missed two consecutive payments. Once we are notified that a borrower has defaulted, we will consider internal and third-party information and models, including the status of the loan as reported by its servicer and the type of loan product to determine the likelihood that a default will reach claim status. In addition, we will project the amount that we will pay if a default becomes a claim (referred to as "claim severity"). Based on this information, at each reporting date we determine our best estimate of loss reserves at a given point in time. Included in loss reserves are reserves for incurred but not reported ("IBNR") claims. IBNR reserves represent our estimated unpaid losses on loans that are in default, but have not yet been reported to us as delinquent by our customers. We will also establish reserves for associated loss adjustment expenses, consisting of the estimated cost of the claims administration process, including legal and other fees and expenses associated with administering the claims process. Establishing reserves is inherently subjective as it requires estimates that are susceptible to significant revision as more information becomes available. Our estimates of claim rates and claim sizes will be strongly influenced by prevailing economic conditions, such as the overall state of the economy, current rates or trends in unemployment, changes in housing values and/or interest rates, and our best judgments as to the future values or trends of these macroeconomic factors. Losses incurred are also generally affected by the characteristics of our insured loans, such as the loan amount, loan-to-value ratio, the percentage of coverage on the insured loan and the credit quality of the borrower.

Premium Deficiency Reserve

We are required to establish a premium deficiency reserve if the net present value of the expected future losses and expenses for a particular group of policies exceeds the net present value of expected future premium, anticipated investment

Notes to Consolidated Financial Statements (Continued)

income and existing reserves for that specified group of policies. We reassess our expectations for premium, losses and expenses of our mortgage insurance business periodically and update our premium deficiency analysis accordingly. As of December 31, 2019 and 2018, we concluded that no premium deficiency reserve was required to be recorded in the accompanying consolidated financial statements.

Derivative Instruments

Derivative instruments, including embedded derivative instruments, are recognized at fair value in the consolidated balance sheets. The amount of monthly reinsurance premiums ceded under our reinsurance contracts will fluctuate due to changes in one-month LIBOR and changes in money market rates. As the reinsurance premium will vary based on changes in these rates, we concluded that these reinsurance agreements contain embedded derivatives that are accounted for separately like freestanding derivatives.

Stock-Based Compensation

We measure the cost of employee services received in exchange for awards of equity instruments at the grant date of the award using a fair value based method. Prior to our initial public offering, we estimated the fair value of each nonvested share grant on the date of grant based on management's best estimate using methods further described in Note 10 of our consolidated financial statements. Subsequent to our initial public offering, fair value is determined on the date of grant based on quoted market prices. We recognize compensation expense on nonvested shares over the vesting period of the award. We adopted ASU 2016-09 *Improvements to Employee Share-Based Payment Accounting (Topic 718)* on January 1, 2017 and recorded a charge of \$0.1 million to retained earnings as of that date representing a cumulative-effect adjustment associated with our election to recognize forfeitures as they occur rather than on an estimated basis. In connection with the adoption of this ASU, beginning in 2017, excess tax benefits and tax deficiencies associated with share-based payments are recognized as income tax expense or benefit in the income statement and treated as discrete items in the reporting period.

Income Taxes

Deferred income tax assets and liabilities are determined using the asset and liability (balance sheet) method. Under this method, we determine the net deferred tax asset or liability based on the tax effects of the temporary differences between the book and tax bases of the various assets and liabilities and give current recognition to changes in tax rates and laws. Changes in tax laws, rates, regulations and policies, or the final determination of tax audits or examinations, could materially affect our tax estimates. We evaluate the realizability of the deferred tax asset and recognize a valuation allowance if, based on the weight of all available positive and negative evidence, it is more likely than not that some portion or all of the deferred tax asset will not be realized. When evaluating the realizability of the deferred tax asset, we consider estimates of expected future taxable income, existing and projected book/tax differences, carryback and carryforward periods, tax planning strategies available, and the general and industry specific economic outlook. This realizability analysis is inherently subjective, as it requires management to forecast changes in the mortgage market, as well as the related impact on mortgage insurance, and the competitive and general economic environment in future periods. Changes in the estimate of deferred tax asset realizability, if applicable, are included in income tax expense on the consolidated statements of comprehensive income.

ASC No. 740 provides a recognition threshold and measurement attribute for the financial statement recognition and measurement of a tax position taken or expected to be taken in a tax return. In accordance with ASC No. 740, before a tax benefit can be recognized, a tax position is evaluated using a threshold that it is more likely than not that the tax position will be sustained upon examination. When evaluating the more-likely-than-not recognition threshold, ASC No. 740 provides that a company should presume the tax position will be examined by the appropriate taxing authority that has full knowledge of all relevant information. If the tax position meets the more-likely-than-not recognition threshold, it is initially and subsequently measured as the largest amount of benefit that is greater than 50% likely of being realized upon ultimate settlement.

As described in Note 12, we purchase non-interest-bearing United States Mortgage Guaranty Tax and Loss Bonds ("T&L Bonds") issued by the Treasury Department. These assets are carried at cost and are reported as prepaid federal income tax on the consolidated balance sheets.

It is our policy to classify interest and penalties as income tax expense and to use the aggregate portfolio approach to release income tax effects from accumulated other comprehensive income.

Notes to Consolidated Financial Statements (Continued)

Earnings per Share

Basic earnings per common share amounts are calculated based on income available to common stockholders and the weighted average number of common shares outstanding during the reporting period. Diluted earnings per common share amounts are calculated based on income available to common stockholders and the weighted average number of common and potential common shares outstanding during the reporting period. Potential common shares, composed of the incremental common shares issuable upon vesting of unvested common shares and common share units, are included in the earnings per share calculation to the extent that they are dilutive.

Recently Issued Accounting Standards

Accounting Standards Adopted During 2019

In February 2016, the FASB issued ASU 2016-02, *Leases (Topic 842)*. This update requires organizations that lease assets to recognize on the balance sheet the assets and liabilities for the rights and obligations created by those leases. The new guidance also requires additional disclosures about the amount, timing and uncertainty of cash flows arising from leases. The provisions of this update were effective for annual and interim periods beginning after December 15, 2018. We adopted this standard on January 1, 2019 using the modified retrospective adoption approach for our existing operating leases at January 1, 2019. As permitted by this ASU, for leases that commenced before January 1, 2019 we elected the practical expedients of not reassessing whether any expired or existing contracts are or contain leases, not reassessing the lease classification for any expired or existing leases and not reassessing any initial direct costs for existing leases. In addition, we elected the practical expedient to use hindsight in determining the lease term. We also elected to recognize rent expense for short-term leases on a straight line basis over the lease term as permitted under this ASU. The adoption of this ASU did not have a material effect on the Company's consolidated operating results or financial position.

In August 2018, the FASB issued ASU 2018-15, *Intangibles - Goodwill and Other - Internal-Use Software (Subtopic 350-40): Customer's Accounting for Implementation Costs Incurred in a Cloud Computing Arrangement That Is a Service Contract*. The amendments in this update align the requirements for capitalizing implementation costs associated with cloud computing arrangements hosted by a vendor with the requirements for capitalizing implementation costs incurred to develop or obtain internal-use software. The provisions of this update are effective for interim and annual periods beginning after December 15, 2019, with early adoption permitted. The Company has elected to adopt this ASU prospectively to eligible costs incurred effective January 1, 2019. The adoption of this ASU did not have a material effect on the Company's consolidated operating results or financial position.

Accounting Standards Not Yet Adopted

In June 2016, the FASB issued ASU 2016-13, *Measurement of Credit Losses on Financial Instruments (Topic 326)*. This update is intended to provide financial statement users with more information about the expected credit losses on financial instruments and other commitments to extend credit held by a reporting entity at each reporting date. The amendments in this ASU replace the incurred loss impairment methodology in current GAAP with a methodology that reflects expected credit losses and requires consideration of a broader range of reasonable and supportable information to inform credit loss estimates. The new guidance requires financial assets measured at amortized cost to be presented at the net amount expected to be collected through the use of an allowance for credit losses. Credit losses relating to available-for-sale debt securities will also be recorded through an allowance rather than as a write-down of the amortized cost of the securities. The provisions of this update are effective for annual and interim periods beginning after December 15, 2019. We will adopt this standard on January 1, 2020 using the modified retrospective adoption approach. The adoption of this ASU is not expected to have a material effect on the Company's consolidated operating results or financial position.

In August 2018, the FASB issued ASU 2018-13, *Fair Value Measurement (Topic 820): Disclosure Framework - Changes to the Disclosure Requirements for Fair Value Measurement*. The amendments in this update modify the disclosure requirements for fair value measurements by removing, modifying, or adding certain disclosures. The provisions of this update are effective for interim and annual periods beginning after December 15, 2019, with early adoption permitted for the removed disclosures. We will adopt this standard on January 1, 2020. The adoption of this ASU is not expected to have a material effect on the Company's consolidated operating results or financial position.

Essent Group Ltd. and Subsidiaries

Notes to Consolidated Financial Statements (Continued)

Note 3. Investments

Investments available for sale consist of the following:

December 31, 2019 (In thousands)	Amortized Cost	Unrealized Gains	Unrealized Losses	Fair Value
U.S. Treasury securities	\$ 239,087	\$ 3,526	\$ (407)	\$ 242,206
U.S. agency securities	33,620	36	(51)	33,605
U.S. agency mortgage-backed securities	836,710	13,956	(2,332)	848,334
Municipal debt securities (1)	339,511	22,245	(118)	361,638
Non-U.S. government securities	52,230	2,812	(47)	54,995
Corporate debt securities (2)	856,638	24,255	(592)	880,301
Residential and commercial mortgage securities	282,840	6,542	(1,101)	288,281
Asset-backed securities	326,589	857	(1,421)	326,025
Money market funds	315,360	2	—	315,362
Total investments available for sale	<u>\$ 3,282,585</u>	<u>\$ 74,231</u>	<u>\$ (6,069)</u>	<u>\$ 3,350,747</u>

December 31, 2018 (In thousands)	Amortized Cost	Unrealized Gains	Unrealized Losses	Fair Value
U.S. Treasury securities	\$ 295,145	\$ 693	\$ (5,946)	\$ 289,892
U.S. agency securities	33,645	—	(648)	32,997
U.S. agency mortgage-backed securities	649,228	2,520	(14,570)	637,178
Municipal debt securities (1)	481,547	5,351	(3,019)	483,879
Non-U.S. government securities	44,999	285	(283)	45,001
Corporate debt securities (2)	738,964	1,005	(14,768)	725,201
Residential and commercial mortgage securities	122,369	686	(1,217)	121,838
Asset-backed securities	288,371	305	(3,679)	284,997
Money market funds	139,082	1	—	139,083
Total investments available for sale	<u>\$ 2,793,350</u>	<u>\$ 10,846</u>	<u>\$ (44,130)</u>	<u>\$ 2,760,066</u>

Essent Group Ltd. and Subsidiaries

Notes to Consolidated Financial Statements (Continued)

	December 31, 2019	December 31, 2018
(1) The following table summarizes municipal debt securities as of :		
Special revenue bonds	74.5%	69.0%
General obligation bonds	21.3	26.0
Certificate of participation bonds	3.4	3.6
Tax allocation bonds	0.8	0.9
Special tax bonds	—	0.5
Total	<u>100.0%</u>	<u>100.0%</u>

	December 31, 2019	December 31, 2018
(2) The following table summarizes corporate debt securities as of :		
Financial	34.4%	37.1%
Consumer, non-cyclical	20.1	20.7
Communications	10.3	12.6
Energy	8.3	5.7
Consumer, cyclical	7.6	7.6
Utilities	6.2	5.0
Technology	4.8	3.1
Industrial	4.2	4.7
Basic materials	4.1	3.5
Total	<u>100.0%</u>	<u>100.0%</u>

Essent Group Ltd. and Subsidiaries

Notes to Consolidated Financial Statements (Continued)

The amortized cost and fair value of investments available for sale at December 31, 2019, by contractual maturity, are shown below. Expected maturities will differ from contractual maturities because borrowers may have the right to call or prepay obligations with or without call or prepayment penalties. Because most U.S. agency mortgage-backed securities, residential and commercial mortgage securities and asset-backed securities provide for periodic payments throughout their lives, they are listed below in separate categories.

(In thousands)	Amortized Cost	Fair Value
U.S. Treasury securities:		
Due in 1 year	\$ 57,609	\$ 57,617
Due after 1 but within 5 years	102,510	104,452
Due after 5 but within 10 years	77,984	79,163
Due after 10 years	984	974
Subtotal	239,087	242,206
U.S. agency securities:		
Due in 1 year	19,182	19,162
Due after 1 but within 5 years	14,438	14,443
Subtotal	33,620	33,605
Municipal debt securities:		
Due in 1 year	—	—
Due after 1 but within 5 years	19,753	20,523
Due after 5 but within 10 years	182,026	192,774
Due after 10 years	137,732	148,341
Subtotal	339,511	361,638
Non-U.S. government securities:		
Due in 1 year	—	—
Due after 1 but within 5 years	17,517	18,181
Due after 5 but within 10 years	29,572	31,597
Due after 10 years	5,141	5,217
Subtotal	52,230	54,995
Corporate debt securities:		
Due in 1 year	148,964	149,353
Due after 1 but within 5 years	401,697	411,097
Due after 5 but within 10 years	276,182	289,867
Due after 10 years	29,795	29,984
Subtotal	856,638	880,301
U.S. agency mortgage-backed securities	836,710	848,334
Residential and commercial mortgage securities	282,840	288,281
Asset-backed securities	326,589	326,025
Money market funds	315,360	315,362
Total investments available for sale	\$ 3,282,585	\$ 3,350,747

Gross gains and losses realized on the sale of investments available for sale were as follows:

(In thousands)	Year Ended December 31,		
	2019	2018	2017
Realized gross gains	\$ 5,238	\$ 2,201	\$ 2,504
Realized gross losses	1,746	883	425

Essent Group Ltd. and Subsidiaries

Notes to Consolidated Financial Statements (Continued)

The fair value of investments available for sale in an unrealized loss position and the related unrealized losses were as follows:

December 31, 2019 (In thousands)	Less than 12 months		12 months or more		Total	
	Fair Value	Gross Unrealized Losses	Fair Value	Gross Unrealized Losses	Fair Value	Gross Unrealized Losses
U.S. Treasury securities	\$ 29,013	\$ (331)	\$ 42,981	\$ (76)	\$ 71,994	\$ (407)
U.S. agency securities	—	—	25,605	(51)	25,605	(51)
U.S. agency mortgage-backed securities	101,684	(1,042)	113,866	(1,290)	215,550	(2,332)
Municipal debt securities	10,651	(112)	624	(6)	11,275	(118)
Non-U.S. government securities	9,664	(47)	—	—	9,664	(47)
Corporate debt securities	83,013	(576)	14,531	(16)	97,544	(592)
Residential and commercial mortgage securities	59,341	(1,059)	3,442	(42)	62,783	(1,101)
Asset-backed securities	78,813	(202)	109,536	(1,219)	188,349	(1,421)
Total	<u>\$ 372,179</u>	<u>\$ (3,369)</u>	<u>\$ 310,585</u>	<u>\$ (2,700)</u>	<u>\$ 682,764</u>	<u>\$ (6,069)</u>

December 31, 2018 (In thousands)	Less than 12 months		12 months or more		Total	
	Fair Value	Gross Unrealized Losses	Fair Value	Gross Unrealized Losses	Fair Value	Gross Unrealized Losses
U.S. Treasury securities	\$ 45,505	\$ (215)	\$ 165,015	\$ (5,731)	\$ 210,520	\$ (5,946)
U.S. agency securities	—	—	32,997	(648)	32,997	(648)
U.S. agency mortgage-backed securities	106,177	(1,070)	341,579	(13,500)	447,756	(14,570)
Municipal debt securities	114,442	(1,176)	104,930	(1,843)	219,372	(3,019)
Non-U.S. government securities	13,497	(283)	—	—	13,497	(283)
Corporate debt securities	381,912	(7,538)	231,124	(7,230)	613,036	(14,768)
Residential and commercial mortgage securities	51,477	(650)	13,321	(567)	64,798	(1,217)
Asset-backed securities	217,546	(3,165)	29,852	(514)	247,398	(3,679)
Total	<u>\$ 930,556</u>	<u>\$ (14,097)</u>	<u>\$ 918,818</u>	<u>\$ (30,033)</u>	<u>\$1,849,374</u>	<u>\$ (44,130)</u>

At December 31, 2019, we held 365 individual investment securities that were in an unrealized loss position. The gross unrealized losses on these investment securities are principally associated with the changes in market interest rates and credit spreads subsequent to their purchase. Each issuer is current on its scheduled interest and principal payments. We assess our intent to sell these securities and whether we will be required to sell these securities before the recovery of their amortized cost basis when determining whether an impairment is other-than-temporary. We recorded other-than-temporary impairments of \$0.3 million and \$0.1 million in the years ended December 31, 2019 and 2017, respectively, on securities in an unrealized loss position. The impairments resulted from our intent to sell these securities subsequent to the reporting dates. There were no other-than-temporary impairments in the year ended December 31, 2018.

The Company's other invested assets at December 31, 2019 and December 31, 2018 totaled \$78.9 million and \$31.0 million, respectively. Other invested assets are comprised of limited partnership interests which are accounted for under the equity method of accounting with changes in value reported in other income. Due to the timing of receiving financial information from these partnerships, the results are generally reported on a one month or quarter lag.

The fair value of investments deposited with insurance regulatory authorities to meet statutory requirements was \$9.4 million at December 31, 2019 and \$8.9 million at December 31, 2018. In connection with its insurance and reinsurance activities, Essent Re is required to maintain assets in trusts for the benefit of its contractual counterparties. The fair value of the investments on deposit in these trusts was \$805.5 million at December 31, 2019 and \$759.9 million at December 31, 2018.

Essent Group Ltd. and Subsidiaries

Notes to Consolidated Financial Statements (Continued)

Essent Guaranty is required to maintain assets on deposit in connection with its fully collateralized reinsurance agreements (see Note 5). The fair value of the assets on deposit was \$6.4 million at December 31, 2019 and \$3.4 million at December 31, 2018. Essent Guaranty is also required to maintain assets on deposit for the benefit of the sponsor of a fixed income investment commitment. The fair value of the assets on deposit was \$6.4 million at December 31, 2019 and \$6.3 million at December 31, 2018.

Net investment income consists of:

(In thousands)	Year Ended December 31,		
	2019	2018	2017
Fixed maturities	\$ 82,194	\$ 63,053	\$ 41,935
Short-term investments	5,049	3,873	1,019
Gross investment income	87,243	66,926	42,954
Investment expenses	(3,701)	(2,835)	(2,728)
Net investment income	<u>\$ 83,542</u>	<u>\$ 64,091</u>	<u>\$ 40,226</u>

Note 4. Accounts Receivable

Accounts receivable consists of the following at December 31:

(In thousands)	2019	2018
Premiums receivable	\$ 39,084	\$ 36,127
Other receivables	1,571	754
Total accounts receivable	40,655	36,881
Less: Allowance for doubtful accounts	—	—
Accounts receivable, net	<u>\$ 40,655</u>	<u>\$ 36,881</u>

Premiums receivable consists of premiums due on our mortgage insurance policies. If mortgage insurance premiums are unpaid for more than 90 days, the receivable is written off against earned premium and the related insurance policy is cancelled. For all periods presented, no provision or allowance for doubtful accounts was required.

Note 5. Reinsurance

In the ordinary course of business, our insurance subsidiaries may use reinsurance to provide protection against adverse loss experience and to expand our capital sources. Reinsurance recoverables are recorded as assets, predicated on a reinsurer's ability to meet their obligations under the reinsurance agreements. If the reinsurers are unable to satisfy their obligations under the agreements, our insurance subsidiaries would be liable for such defaulted amounts.

Essent Group Ltd. and Subsidiaries

Notes to Consolidated Financial Statements (Continued)

The effect of reinsurance on net premiums written and earned is as follows:

(In thousands)	Year Ended December 31,		
	2019	2018	2017
Net premiums written:			
Direct	\$ 796,344	\$ 696,055	\$ 570,186
Ceded (1)	(35,499)	(10,768)	—
Net premiums written	\$ 760,845	\$ 685,287	\$ 570,186
Net premiums earned:			
Direct	\$ 812,924	\$ 660,260	\$ 530,130
Ceded (1)	(35,499)	(10,768)	—
Net premiums earned	\$ 777,425	\$ 649,492	\$ 530,130

(1) Net of profit commission.

Quota Share Reinsurance

Effective September 1, 2019, Essent Guaranty entered into a quota share reinsurance agreement with a panel of third-party reinsurers (the "QSR Agreement"). Each of the third-party reinsurers has an insurer financial strength rating of A or better by S&P Global Ratings, A.M. Best or both. Under the QSR Agreement, Essent Guaranty will cede premiums earned related to 40% of risk on eligible single premium policies and 20% of risk on all other eligible policies written September 1, 2019 through December 31, 2020, in exchange for reimbursement of ceded claims and claims expenses on covered policies, a 20% ceding commission, and a profit commission of up to 60% that varies directly and inversely with ceded claims. The QSR Agreement is scheduled to terminate on December 31, 2030. Essent Guaranty has certain termination rights under the QSR Agreement, including the option to terminate the QSR Agreement with no termination fee on December 31, 2021, and the option, subject to a termination fee, to terminate the QSR Agreement on December 31, 2022, or annually thereafter. Should Essent Guaranty not exercise its option to terminate the QSR Agreement on December 31, 2021, the maximum profit commission that Essent Guaranty could earn would increase to 63% in 2022 and thereafter. RIF ceded under the QSR Agreement was \$1.2 billion as of December 31, 2019.

Excess of Loss Reinsurance

Essent Guaranty has entered into fully collateralized reinsurance agreements ("Radnor Re Transactions") with unaffiliated special purpose insurers domiciled in Bermuda. For the reinsurance coverage periods, Essent Guaranty and its affiliates retain the first layer of the respective aggregate losses, and a Radnor Re special purpose insurer will then provide second layer coverage up to the outstanding reinsurance coverage amount. Essent Guaranty and its affiliates retain losses in excess of the outstanding reinsurance coverage amount. The reinsurance premium due to each Radnor Re special purpose insurer is calculated by multiplying the outstanding reinsurance coverage amount at the beginning of a period by a coupon rate, which is the sum of one-month LIBOR plus a risk margin, and then subtracting actual investment income collected on the assets in the related reinsurance trust during that period. The aggregate excess of loss reinsurance coverage decreases over a ten-year period as the underlying covered mortgages amortize. Essent Guaranty has rights to terminate the Radnor Re Transactions. The Radnor Re entities collateralized the coverage by issuing mortgage insurance-linked notes ("ILNs") in an aggregate amount equal to the initial coverage to unaffiliated investors. The notes have ten-year legal maturities and are non-recourse to any assets of Essent Guaranty or its affiliates. The proceeds of the notes were deposited into reinsurance trusts for the benefit of Essent Guaranty and will be the source of reinsurance claim payments to Essent Guaranty and principal repayments on the ILNs.

Essent Guaranty has also entered into reinsurance agreements with panels of reinsurers that provide aggregate excess of loss coverage immediately above or pari-passu to the coverage provided by the Radnor Re Transactions. The aggregate excess of loss reinsurance coverage decreases over a ten-year period as the underlying covered mortgages amortize. Essent Guaranty has rights to terminate these reinsurance agreements.

Essent Group Ltd. and Subsidiaries

Notes to Consolidated Financial Statements (Continued)

The following tables summarizes Essent Guaranty's excess of loss reinsurance agreements as of December 31, 2019:

Vintage Year	Reinsurer	Effective Date	Optional Termination Date	
2015 & 2016	Radnor Re 2019-2 Ltd.	June 20, 2019	June 25, 2024	
2017	Radnor Re 2018-1 Ltd.	March 22, 2018	March 25, 2023	(1)
2017	Panel of Reinsurers	November 1, 2018	October 1, 2023	(2)
2018	Radnor Re 2019-1 Ltd.	February 28, 2019	February 25, 2026	
2018	Panel of Reinsurers	February 28, 2019	February 25, 2026	

- (1) If the reinsurance agreement is not terminated at the optional termination date, the risk margin component of the reinsurance premium increases by 50%.
- (2) If the reinsurance agreement is not terminated at the optional termination date, the reinsurance premium increases by 50%.

The following table summarizes Essent Guaranty's excess of loss reinsurance coverages and retentions as of December 31, 2019:

(In thousands)	Remaining Reinsurance in Force					Remaining First Layer Retention
Vintage Year	Remaining Insurance in Force	Remaining Risk in Force	ILN	Other Reinsurance	Total	
2015 & 2016	\$ 26,837,265	\$ 7,251,785	\$ 273,773	\$ —	\$ 273,773	\$ 208,111
2017	28,700,242	7,249,243	319,696	165,167 (3)	484,863	222,647
2018	34,615,998	8,719,128	426,677	103,147 (4)	529,824	253,415
Total	\$ 90,153,505	\$ 23,220,156	\$ 1,020,146	\$ 268,314	\$ 1,288,460	\$ 684,173

- (3) Coverage provided immediately above the coverage provided by Radnor Re 2018-1 Ltd.
- (4) Coverage provided pari-passu to the coverage provided by Radnor Re 2019-1 Ltd.

The amount of monthly reinsurance premiums ceded to the Radnor Re entities will fluctuate due to changes in one-month LIBOR and changes in money market rates that affect investment income collected on the assets in the reinsurance trusts. As the reinsurance premium will vary based on changes in these rates, we concluded that the Radnor Re Transactions contain embedded derivatives that will be accounted for separately like freestanding derivatives. The fair value of these derivatives at December 31, 2019 and December 31, 2018 and the changes in its fair value from inception of the Radnor Re Transactions to December 31, 2019 were not material.

In connection with the Radnor Re Transactions, we concluded that the risk transfer requirements for reinsurance accounting were met as each Radnor Re entity is assuming significant insurance risk and a reasonable possibility of a significant loss. In addition, we assessed whether each Radnor Re entity was a variable interest entity ("VIE") and the appropriate accounting for the Radnor Re entities if they were VIEs. A VIE is a legal entity that does not have sufficient equity at risk to finance its activities without additional subordinated financial support or is structured such that equity investors lack the ability to make significant decisions relating to the entity's operations through voting rights or do not substantively participate in the gains and losses of the entity. A VIE is consolidated by its primary beneficiary. The primary beneficiary is the entity that has both (1) the power to direct the activities of the VIE that most significantly affect the entity's economic performance and (2) the obligation to absorb losses or the right to receive benefits that could be potentially significant to the VIE. While also considering these factors, the consolidation conclusion depends on the breadth of the decision-making ability and ability to influence activities that significantly affect the economic performance of the VIE. We concluded that the Radnor Re entities are VIEs. However, given that Essent Guaranty (1) does not have the unilateral power to direct the activities that most significantly affect their economic performance and (2) does not have the obligation to absorb losses or the right to receive benefits that could be potentially significant to these entities, the Radnor Re entities are not consolidated in these financial statements.

Essent Group Ltd. and Subsidiaries

Notes to Consolidated Financial Statements (Continued)

The following table presents total assets of each Radnor Re special purpose insurer as well as our maximum exposure to loss associated with each Radnor Re entity, representing the fair value of the embedded derivative included in other assets (other accrued liabilities) on our consolidated balance sheet and the estimated net present value of investment earnings on the assets in the reinsurance trusts, each as of December 31, 2019:

(In thousands)	Total VIE Assets	Maximum Exposure to Loss		
		On - Balance Sheet	Off - Balance Sheet	Total
Radnor Re 2018-1 Ltd.	\$ 319,696	\$ 762	\$ 6,031	\$ 6,793
Radnor Re 2019-1 Ltd.	426,677	(1,350)	9,333	7,983
Radnor Re 2019-2 Ltd.	273,773	(1,173)	5,964	4,791
Total	<u>\$ 1,020,146</u>	<u>\$ (1,761)</u>	<u>\$ 21,328</u>	<u>\$ 19,567</u>

The assets of Radnor Re are the source of reinsurance claim payments to Essent Guaranty and provide capital relief under the PMIERS financial strength requirements (see Note 16). A decline in the assets available to pay claims would reduce the capital relief available to Essent Guaranty.

Note 6. Reserve for Losses and Loss Adjustment Expenses

The following table provides a reconciliation of the beginning and ending reserve balances for losses and loss adjustment expenses ("LAE") for the years ended December 31:

(\$ in thousands)	2019	2018	2017
Reserve for losses and LAE at beginning of year	\$ 49,464	\$ 46,850	\$ 28,142
Less: Reinsurance recoverables	—	—	—
Net reserve for losses and LAE at beginning of year	<u>49,464</u>	<u>46,850</u>	<u>28,142</u>
Add provision for losses and LAE, net of reinsurance, occurring in:			
Current year.	50,562	36,438	38,178
Prior years	<u>(17,576)</u>	<u>(24,863)</u>	<u>(10,946)</u>
Net incurred losses and LAE during the current year	<u>32,986</u>	<u>11,575</u>	<u>27,232</u>
Deduct payments for losses and LAE, net of reinsurance, occurring in:			
Current year.	1,288	1,310	633
Prior years	<u>11,871</u>	<u>7,651</u>	<u>7,891</u>
Net loss and LAE payments during the current year	<u>13,159</u>	<u>8,961</u>	<u>8,524</u>
Net reserve for losses and LAE at end of year	<u>69,291</u>	<u>49,464</u>	<u>46,850</u>
Plus: Reinsurance recoverables	71	—	—
Reserve for losses and LAE at end of year	<u>\$ 69,362</u>	<u>\$ 49,464</u>	<u>\$ 46,850</u>
Loans in default at end of year	5,947	4,024	4,783

For the year ended December 31, 2019, \$11.9 million was paid for incurred claims and claim adjustment expenses attributable to insured events of prior years. There has been a \$17.6 million favorable prior year development during the year ended December 31, 2019. Reserves remaining as of December 31, 2019 for prior years are \$20.0 million as a result of re-estimation of unpaid losses and loss adjustment expenses. For the year ended December 31, 2018, \$7.7 million was paid for incurred claims and claim adjustment expenses attributable to insured events of prior years. There was a \$24.9 million favorable prior year development during the year ended December 31, 2018. Reserves remaining as of December 31, 2018 for prior years were \$14.3 million as a result of re-estimation of unpaid losses and loss adjustment expenses. In both periods, the favorable prior years' loss development was the result of a re-estimation of amounts ultimately to be paid on prior year defaults in the default inventory, including the impact of previously identified defaults that cured. Original estimates are increased or decreased as additional information becomes known regarding individual claims.

Essent Group Ltd. and Subsidiaries

Notes to Consolidated Financial Statements (Continued)

During the third quarter of 2017, certain regions of the U.S. experienced hurricanes which have impacted our insured portfolio's performance. Loans in default identified as hurricane-related defaults totaled 2,288 as of December 31, 2017 and in the fourth quarter of 2017, we provided reserves of \$11.1 million for losses and LAE on these hurricane-related defaults. In the year ended December 31, 2018, 2,150 of the 2,288 defaults previously identified as hurricane-related cured. In the fourth quarter of 2018, we reduced the reserves on hurricane-related defaults by \$9.9 million based on the performance to date and our expectations of the amount of ultimate losses on the remaining delinquencies.

The following table summarizes incurred loss and allocated loss adjustment expense development, IBNR plus expected development on reported defaults and the cumulative number of reported defaults. The information about incurred loss development for the years ended December 31, 2010 to 2018 is presented as supplementary information.

(\$ in thousands)	Incurred Loss and Allocated LAE, For the Years Ended December 31,											As of December 31, 2019	
	Unaudited											Total of IBNR plus Expected Development on Reported Defaults	Cumulative Number of Reported Defaults (1)
	2010	2011	2012	2013	2014	2015	2016	2017	2018	2019			
2010.....	\$ —	\$ —	\$ —	\$ —	\$ —	\$ —	\$ —	\$ —	\$ —	\$ —	\$ —	—	—
2011.....		57	—	—	—	—	—	—	—	—	—	—	1
2012.....			1,523	858	814	781	748	809	808	808	—	—	19
2013.....				2,986	2,461	2,008	1,997	2,060	2,058	2,058	—	—	51
2014.....					6,877	4,312	3,323	2,984	2,930	2,897	1	—	92
2015.....						14,956	9,625	8,893	8,439	8,461	34	—	217
2016.....							21,889	11,890	9,455	9,219	84	—	264
2017.....								38,178	16,261	12,202	210	—	406
2018.....									36,438	23,168	1,037	—	804
2019.....										50,562	3,372	—	5,241
Total.....										\$109,375			

(1) Cumulative number of reported defaults includes cumulative paid claims plus loans in default by accident year as of December 31, 2019.

The following table summarizes cumulative paid losses and allocated loss adjustment expenses, net of reinsurance. The information about paid loss development for the years ended December 31, 2010 through 2018 is presented as supplementary information.

(\$ in thousands)	Cumulative Paid Losses and Allocated LAE For the Years Ended December 31,												
	Unaudited												
	2010	2011	2012	2013	2014	2015	2016	2017	2018	2019			
2010.....	\$ —	\$ —	\$ —	\$ —	\$ —	\$ —	\$ —	\$ —	\$ —	\$ —	\$ —	—	—
2011.....		—	—	—	—	—	—	—	—	—	—	—	—
2012.....			24	535	659	665	665	808	808	808	—	—	808
2013.....				239	928	1,501	1,775	1,880	2,058	2,058	—	—	2,058
2014.....					138	1,587	2,463	2,787	2,897	2,882	—	—	2,882
2015.....						544	3,610	6,960	7,535	7,961	—	—	7,961
2016.....							927	4,896	6,947	7,864	—	—	7,864
2017.....								633	5,370	9,156	—	—	9,156
2018.....									1,310	8,067	—	—	8,067
2019.....										1,288	—	—	1,288
Total.....													\$ 40,084
All outstanding liabilities before 2010, net of reinsurance													—
Reserve for losses and LAE, net of reinsurance													\$ 69,291

Essent Group Ltd. and Subsidiaries

Notes to Consolidated Financial Statements (Continued)

The following table provides a reconciliation of the net incurred losses and paid claims development tables above to the reserve for losses and LAE at December 31, 2019:

(\$ in thousands)	December 31, 2019
Reserve for losses and LAE, net of reinsurance	\$ 69,291
Reinsurance recoverables on unpaid claims	71
Total gross reserve for losses and LAE	<u>\$ 69,362</u>

For our mortgage insurance portfolio, our average annual payout of losses as of December 31, 2019 is as follows:

Average Annual Percentage Payout of Incurred Losses and Allocated LAE by Year							
Year	1	2	3	4	5	6	7
Average Payout	6%	42%	28%	8%	3%	9%	0%

Note 7. Debt Obligations

Credit Facility

Essent Group and its subsidiaries, Essent Irish Intermediate Holdings Limited and Essent US Holdings, Inc. (collectively, the "Borrowers"), are parties to a secured credit facility (the "Credit Facility") which provides for a revolving credit facility, term loans and an uncommitted line that may be exercised at the Borrowers' option so long as the Borrowers receive commitments from the lenders. Borrowings under the Credit Facility may be used for working capital and general corporate purposes, including, without limitation, capital contributions to Essent's insurance and reinsurance subsidiaries. Borrowings accrue interest at a floating rate tied to a standard short-term borrowing index, selected at the Company's option, plus an applicable margin. A commitment fee is due quarterly on the average daily amount of the undrawn revolving commitment. The applicable margin and the commitment fee are based on the senior unsecured debt rating or long-term issuer rating of Essent Group to the extent available, or the insurer financial strength rating of Essent Guaranty. The annual commitment fee rate decreased from 0.35% to 0.25% effective October 17, 2019 as a result of our rating increase to A3 by Moody's. The obligations under the Credit Facility are secured by certain assets of the Borrowers, excluding the stock and assets of its insurance and reinsurance subsidiaries. The Credit Facility contains several covenants, including financial covenants relating to minimum net worth, capital and liquidity levels, maximum debt to capitalization level and Essent Guaranty's compliance with the PMIERS (see Note 16). The borrowings under the Credit Facility contractually mature on May 17, 2021.

On May 2, 2018, the Credit Facility was amended to increase the committed capacity by \$125 million to \$500 million and to increase the uncommitted line by \$25 million to \$100 million. The revolving component of the Credit Facility was increased from \$250 million to \$275 million, and the Borrowers issued \$100 million of additional term loans, resulting in \$225 million of term loans outstanding. The proceeds of \$100 million of additional term loans were used to pay down borrowings outstanding under the revolving component of the Credit Facility. The interest rate, contractual maturity and other terms of the Credit Facility are otherwise unchanged from those described above. As of December 31, 2019, the Company was in compliance with the covenants and \$225 million had been borrowed under the Credit Facility with a weighted average interest rate of 3.51%. As of December 31, 2018, \$225 million had been borrowed with a weighted average interest rate of 4.43%.

Note 8. Commitments and Contingencies

Obligations under Guarantees

Under the terms of CUW Solutions' contract underwriting agreements with lenders and subject to contractual limitations on liability, we agree to indemnify certain lenders against losses incurred in the event that we make an error in determining whether loans processed meet specified underwriting criteria, to the extent that such error materially restricts or impairs the salability of such loan, results in a material reduction in the value of such loan or results in the lender repurchasing the loan.

Essent Group Ltd. and Subsidiaries

Notes to Consolidated Financial Statements (Continued)

The indemnification may be in the form of monetary or other remedies. For the years ended December 31, 2019 and 2018, we paid less than \$0.1 million and \$0.1 million, respectively, related to remedies. As of December 31, 2019, management believes any potential claims for indemnification related to contract underwriting services through December 31, 2019 are not material to our consolidated financial position or results of operations.

In addition to the indemnifications discussed above, in the normal course of business, we enter into agreements or other relationships with third parties pursuant to which we may be obligated under specified circumstances to indemnify the counterparties with respect to certain matters. Our contractual indemnification obligations typically arise in the context of agreements entered into by us to, among other things, purchase or sell services, finance our business and business transactions, lease real property and license intellectual property. The agreements we enter into in the normal course of business generally require us to pay certain amounts to the other party associated with claims or losses if they result from our breach of the agreement, including the inaccuracy of representations or warranties. The agreements we enter into may also contain other indemnification provisions that obligate us to pay amounts upon the occurrence of certain events, such as the negligence or willful misconduct of our employees, infringement of third-party intellectual property rights or claims that performance of the agreement constitutes a violation of law. Generally, payment by us under an indemnification provision is conditioned upon the other party making a claim, and typically we can challenge the other party's claims. Further, our indemnification obligations may be limited in time and/or amount, and in some instances, we may have recourse against third parties for certain payments made by us under an indemnification agreement or obligation. As of December 31, 2019, contingencies triggering material indemnification obligations or payments have not occurred historically and are not expected to occur. The nature of the indemnification provisions in the various types of agreements and relationships described above are believed to be low risk and pervasive, and we consider them to have a remote risk of loss or payment. We have not recorded any provisions on the consolidated balance sheets related to these indemnifications.

Commitments

We lease office space for use in our operations under leases accounted for as operating leases. These leases generally include options to extend them for periods of up to ten years. Our option to extend the term of our primary office locations at the greater of existing or prevailing market rates was not recognized in our right-of-use asset and lease liability. When establishing the value of our right-of-use asset and lease liability, we determine the discount rate for the underlying leases using the prevailing market interest rate for a borrowing of the same duration of the lease plus the risk premium inherent in the borrowings under our Credit Facility. Operating lease right-of-use assets of \$10.0 million as of December 31, 2019 are reported on our consolidated balance sheet as property and equipment. Operating lease liabilities of \$12.6 million as of December 31, 2019 are reported on our consolidated balance sheet as other accrued liabilities. Total rent expense was \$2.5 million, \$2.1 million and \$2.1 million for the years ended December 31, 2019, 2018 and 2017, respectively.

The following table presents lease cost and other lease information as of December 31, 2019:

(\$ in thousands)	Year Ended December 31, 2019
Lease cost:	
Operating lease cost	\$ 2,479
Short-term lease cost	101
Sublease income	(129)
Total lease cost	<u>\$ 2,451</u>
Other information:	
Weighted average remaining lease term - operating leases	4.8 years
Weighted average discount rate - operating leases	4.0%

Essent Group Ltd. and Subsidiaries

Notes to Consolidated Financial Statements (Continued)

The following table presents a maturity analysis of our lease liabilities as follows at December 31, 2019:

Year Ended December 31 (In thousands)

2020	\$ 2,968
2021	2,999
2022	3,003
2023	2,752
2024	1,334
2025 and thereafter	793
Total lease payments to be paid	13,849
Less: Future interest expense	(1,297)
Present value of lease liabilities	<u>\$ 12,552</u>

The maturity analysis of our lease liabilities shown above have not been reduced by minimum sublease rental income of \$0.1 million due in 2020 under the non-cancelable sublease.

As described in Note 2, we adopted ASU 2016-02, *Leases (Topic 842)* on January 1, 2019. The future minimum lease payments of non-cancelable operating leases at December 31, 2018, prior to the adoption of new lease guidance were as follows:

Year Ended December 31 (In thousands)

2019	\$ 2,674
2020	2,628
2021	2,657
2022	2,711
2023	2,553
2024 and thereafter	1,963
Total minimum payments required	<u>\$ 15,186</u>

Minimum lease payments shown above have not been reduced by minimum sublease rental income of \$0.1 million due in 2019 under the non-cancelable sublease.

Note 9. Capital Stock

Our authorized share capital consists of 233.3 million shares of a single class of common shares. The common shares have no pre-emptive rights or other rights to subscribe for additional shares, and no rights of redemption, conversion or exchange. Under certain circumstances and subject to the provisions of Bermuda law and our bye-laws, we may be required to make an offer to repurchase shares held by members. The common shares rank *pari passu* with one another in all respects as to rights of payment and distribution. In general, holders of common shares will have one vote for each common share held by them and will be entitled to vote, on a non-cumulative basis, at all meetings of shareholders. In the event that a shareholder is considered a 9.5% Shareholder under our bye-laws, such shareholder's votes will be reduced by whatever amount is necessary so that after any such reduction the votes of such shareholder will not result in any other person being treated as a 9.5% Shareholder with respect to the vote on such matter. Under these provisions certain shareholders may have their voting rights limited to less than one vote per share, while other shareholders may have voting rights in excess of one vote per share.

In August 2017, Essent Group completed the sale of 5.0 million common shares in a public offering at a price of \$39.90 per share. The total net proceeds from this offering were approximately \$197.7 million after deducting underwriting discounts, commissions and other offering expenses.

Notes to Consolidated Financial Statements (Continued)

Dividends

During the third quarter of 2019, the Board of Directors declared Essent's inaugural quarterly cash dividend of \$0.15 per common share which was paid in September 2019. In November 2019, the Board of Directors declared a quarterly cash dividend of \$0.15 per common share which was paid on December 16, 2019. In February 2020, the Board of Directors declared a quarterly cash dividend of \$0.16 per common share payable on March 20, 2020, to shareholders of record on March 10, 2020.

Note 10. Stock-Based Compensation

In 2013, Essent Group's Board of Directors adopted, and Essent Group's shareholders approved, the Essent Group Ltd. 2013 Long-Term Incentive Plan (the "2013 Plan"), which was effective upon completion of the initial public offering. The types of awards available under the 2013 Plan include nonvested shares, nonvested share units, non-qualified share options, incentive stock options, share appreciation rights, and other share-based or cash-based awards. Nonvested shares and nonvested share units granted under the 2013 Plan have rights to dividends, which entitle the holders to the same dividend value per share as holders of common shares in the form of dividend equivalent units ("DEUs"). DEUs are subject to the same vesting and other terms and conditions as the corresponding nonvested shares and nonvested share units. DEUs vest when the underlying shares or share units vest and are forfeited if the underlying share or share units forfeit prior to vesting. Amendments to our 2013 Plan were approved by shareholders and effective as of May 3, 2017. These amendments included a reduction in the maximum number of shares and share units available for issuance to 7.5 million under the Amended and Restated 2013 Plan (inclusive of approximately 2.6 million nonvested shares and share units outstanding as of May 3, 2017), down from the approximately 14.7 million shares and share units originally available for issuance under the 2013 Plan. As of December 31, 2019, there were 4.2 million common shares available for future grant under the 2013 Plan.

In September 2013 and February 2014, certain members of senior management were granted nonvested common shares under the 2013 Plan that were subject to time-based and performance-based vesting. The time-based share awards granted in September 2013 vested in four equal installments on January 1, 2015, 2016, 2017 and 2018. The time-based share awards granted in February 2014 vested in three equal installments on March 1, 2015, 2016 and 2017. The performance-based share awards vested based upon our compounded annual book value per share growth percentage during a three-year performance period that commenced on January 1, 2014. The September 2013 performance-based share awards vested on the one-year anniversary of the completion of the performance period, and the February 2014 performance-based share awards vested on March 1, 2017.

In May 2015, nonvested common shares were granted to an employee in connection with an employment agreement that were subject to time-based and performance-based vesting. The time-based share award vested in four equal installments on July 1, 2016, 2017, 2018 and 2019. The performance-based share award vested based upon our compounded annual book value per share growth percentage during a three-year performance period that commenced on January 1, 2015 and vested on July 1, 2019.

In February of each year, 2015 through 2019, certain members of senior management were granted nonvested common shares under the 2013 Plan that were subject to time-based and performance-based vesting. The time-based share awards vest in three equal yearly installments commencing on March 1 of the year following the grant year. The performance-based share awards vest based upon our compounded annual book value per share growth percentage during a three-year performance period that commences on January 1 of the grant year and vest on March 1 following the end of the performance period.

Essent Group Ltd. and Subsidiaries

Notes to Consolidated Financial Statements (Continued)

The portion of the nonvested performance-based share awards that will be earned based upon the achievement of compounded annual book value per share growth is as follows:

Performance level	2019 Performance-Based Grants		2018 Performance-Based Grants		2017 Performance-Based Grants		2016 Performance-Based Grants		2013, 2014 and 2015 Performance-Based Grants	
	Compounded Annual Book Value Per Share Growth	Nonvested Common Shares Earned	Compounded Annual Book Value Per Share Growth	Nonvested Common Shares Earned	Compounded Annual Book Value Per Share Growth	Nonvested Common Shares Earned	Compounded Annual Book Value Per Share Growth	Nonvested Common Shares Earned	Compounded Annual Book Value Per Share Growth	Nonvested Common Shares Earned
	<14%	0%	<15%	0%	<16%	0%	<13%	0%	<11%	0%
Threshold . . .	14%	10%	15%	25%	16%	25%	13%	25%	11%	10%
	15%	35%	16%	50%	17%	50%	14%	50%	12%	36%
	16%	60%	17%	75%	18%	75%	15%	75%	13%	61%
	17%	85%							14%	87%
Maximum . . .	≥18%	100%	≥18%	100%	≥19%	100%	≥16%	100%	≥15%	100%

In the event that the compounded annual book value per share growth falls between the performance levels shown above, the nonvested common shares earned will be determined on a straight-line basis between the respective levels shown. The compounded annual book value per share growth for each of the 2013, 2014, 2015, 2016 and 2017 performance-based grants exceeded the maximum performance level and have vested or will vest at 100%.

In connection with our incentive program covering bonus awards for performance year 2013, in February 2014, time-based share awards and share units were issued to certain employees that vested in three equal installments on January 1, 2015, 2016 and 2017. In January 2017, time-based share units were issued to all vice president and staff level employees that vested in three equal installments in January 2018, 2019 and 2020. In connection with our incentive program covering bonus awards for performance years 2014 through 2018, in February following each performance year, time-based share awards and share units were issued to certain employees that vest in three equal yearly installments commencing on March 1 of the year following the grant year.

In May of each year, 2016 through 2019, time-based share units were granted to non-employee directors that vest one year from the date of grant.

The following tables summarize nonvested common share, nonvested common share unit and DEU activity for the year ended December 31:

(Shares in thousands)	2019							
	Time and Performance-Based Share Awards		Time-Based Share Awards		Share Units		DEUs	
	Number of Shares	Weighted Average Grant Date Fair Value	Number of Shares	Weighted Average Grant Date Fair Value	Number of Share Units	Weighted Average Grant Date Fair Value	Dividend Equivalent Units	Weighted Average Grant Date Fair Value
Outstanding at beginning of year	482	\$ 29.49	207	\$ 32.82	449	\$ 34.35	—	N/A
Granted	141	45.32	90	40.98	143	42.08	5	\$ 51.09
Vested	(229)	17.69	(128)	27.37	(232)	30.85	—	48.63
Forfeited	—	N/A	—	N/A	(9)	35.53	—	49.27
Outstanding at end of year . . .	<u>394</u>	<u>\$ 42.02</u>	<u>169</u>	<u>\$ 41.31</u>	<u>351</u>	<u>\$ 39.78</u>	<u>5</u>	<u>\$ 51.11</u>

Essent Group Ltd. and Subsidiaries

Notes to Consolidated Financial Statements (Continued)

(Shares in thousands)	2018					
	Time and Performance-Based Share Awards		Time-Based Share Awards		Share Units	
	Number of Shares	Weighted Average Grant Date Fair Value	Number of Shares	Weighted Average Grant Date Fair Value	Number of Share Units	Weighted Average Grant Date Fair Value
Outstanding at beginning of year	1,595	\$ 17.03	410	\$ 21.12	536	\$ 29.13
Granted	113	45.02	73	45.02	161	42.19
Vested	(1,226)	14.71	(276)	18.67	(238)	28.02
Forfeited	—	N/A	—	N/A	(10)	31.59
Outstanding at end of year	<u>482</u>	<u>\$ 29.49</u>	<u>207</u>	<u>\$ 32.82</u>	<u>449</u>	<u>\$ 34.35</u>

(Shares in thousands)	2017					
	Time and Performance-Based Share Awards		Time-Based Share Awards		Share Units	
	Number of Shares	Weighted Average Grant Date Fair Value	Number of Shares	Weighted Average Grant Date Fair Value	Number of Share Units	Weighted Average Grant Date Fair Value
Outstanding at beginning of year	1,503	\$ 15.41	605	\$ 16.32	493	\$ 19.24
Granted	140	36.29	91	36.29	387	33.40
Vested	(48)	22.48	(286)	15.74	(321)	19.00
Forfeited	—	N/A	—	N/A	(23)	30.49
Outstanding at end of year	<u>1,595</u>	<u>\$ 17.03</u>	<u>410</u>	<u>\$ 21.12</u>	<u>536</u>	<u>\$ 29.13</u>

Quoted market prices are used for the valuation of common shares granted subsequent to our initial public offering. For nonvested common shares granted in September 2013, prior to our IPO, the valuation estimate was based on analysis provided by the underwriters regarding the estimated fair value of Essent and the estimated IPO price range. Factors considered in determining the IPO price range and common share valuation included prevailing market conditions, estimates of the Company's business potential and earnings prospects, the Company's historical operating results, market valuations of companies deemed comparable to the Company and an assessment of risks and opportunities.

The total fair value of nonvested shares, share units or DEUs that vested was \$25.5 million, \$75.9 million and \$22.4 million for the years ended December 31, 2019, 2018 and 2017, respectively. As of December 31, 2019, there was \$17.4 million of total unrecognized compensation expense related to nonvested shares or share units outstanding at December 31, 2019 and we expect to recognize the expense over a weighted average period of 2.0 years.

In January 2020, 209,715 nonvested common share units were issued to all vice president and staff level employees and are subject to time-based vesting. In connection with our incentive program covering bonus awards for performance year 2019, in February 2020, 101,933 nonvested common share units were issued to certain employees and are subject to time-based vesting. In February 2020, 177,243 nonvested common shares were granted to certain members of senior management and are subject to time-based and performance-based vesting.

Employees have the option to tender shares to Essent Group to pay the minimum employee statutory withholding taxes associated with shares upon vesting. Common shares tendered by employees to pay employee withholding taxes totaled 208,947, 718,726 and 223,027 in 2019, 2018 and 2017, respectively. The tendered shares were recorded at cost and included in treasury stock. All treasury stock has been cancelled as of December 31, 2019 and 2018.

Essent Group Ltd. and Subsidiaries

Notes to Consolidated Financial Statements (Continued)

Compensation expense, net of forfeitures, and related tax effects recognized in connection with nonvested shares and share units were as follows for the years ended December 31:

(In thousands)	2019	2018	2017
Compensation expense	\$ 16,588	\$ 15,073	\$ 18,688
Income tax benefit	3,125	2,805	6,017

Note 11. Dividends Restrictions

Our U.S. insurance subsidiaries are subject to certain capital and dividend rules and regulations as prescribed by jurisdictions in which they are authorized to operate. Under the insurance laws of the Commonwealth of Pennsylvania, Essent Guaranty and Essent PA may pay dividends during any 12-month period in an amount equal to the greater of (i) 10% of the preceding year-end statutory policyholders' surplus or (ii) the preceding year's statutory net income. The Pennsylvania statute also specifies that dividends and other distributions can be paid out of positive unassigned surplus without prior approval. At December 31, 2019, Essent Guaranty had unassigned surplus of approximately \$327.1 million. During the year ended December 31, 2018, Essent Guaranty paid to its parent, Essent US Holdings, Inc. ("Essent Holdings"), a \$40 million dividend which was used to repay the borrowings remaining under the revolving component of the Credit Facility. Essent Guaranty paid no dividends to Essent Group or any intermediate holding companies in the years ended December 31, 2019 or 2017. Essent PA had unassigned surplus of approximately \$13.9 million as of December 31, 2019. Essent PA did not pay a dividend in 2019 or 2018. In the year ended December 31, 2017, Essent PA paid to its parent company, Essent Holdings, a dividend of \$5 million.

Essent Re is subject to certain dividend restrictions as prescribed by the Bermuda Monetary Authority and under certain agreements with counterparties. In connection with the quota share reinsurance agreement with Essent Guaranty, Essent Re has agreed to maintain a minimum total equity of \$100 million. As of December 31, 2019, Essent Re had total equity of \$939.4 million.

At December 31, 2019, our insurance subsidiaries were in compliance with these rules, regulations and agreements.

Note 12. Income Taxes

For the year ended December 31, 2019, the statutory income tax rates of the countries where the Company does business are 21% in the United States and 0.0% in Bermuda. The statutory income tax rate of each country is applied against the taxable income from each country to calculate the income tax expense.

On December 22, 2017, the "Tax Cuts and Jobs Act" ("TCJA") was enacted. The provisions of TCJA include broad tax reforms that are applicable to the Company, including a reduction in the U.S. statutory corporate income tax rate from 35% to 21% effective January 1, 2018. This change in tax rates required us to remeasure our deferred tax assets and liabilities as of the enactment date resulting in a one-time \$85.1 million income tax benefit for the year ended December 31, 2017.

Income tax expense consists of the following components for the years ended December 31:

(In thousands)	2019	2018	2017
Current	\$ 43,867	\$ 28,644	\$ 38,252
Deferred	59,481	50,692	65,660
Remeasurement of net deferred tax liability for enacted changes in tax law	—	—	(85,091)
Total income tax expense	<u>\$ 103,348</u>	<u>\$ 79,336</u>	<u>\$ 18,821</u>

For the year ended December 31, 2019 pre-tax income attributable to Bermuda and U.S. operations was \$162.8 million and \$496.3 million, respectively, as compared to \$128.5 million and \$418.2 million, respectively, for the year ended December 31, 2018 and \$86.3 million and \$312.3 million, respectively, for the year ended December 31, 2017.

Income tax expense is different from that which would be obtained by applying the applicable statutory income tax rates to income before taxes by jurisdiction (i.e. for 2019 and 2018, U.S. 21%; Bermuda 0.0%; for 2017 and prior U.S. 35%;

Essent Group Ltd. and Subsidiaries

Notes to Consolidated Financial Statements (Continued)

Bermuda 0.0%). The reconciliation of the difference between income tax expense and the expected tax provision at the weighted average tax rate was as follows for the years ended December 31:

(\$ in thousands)	2019		2018		2017	
	\$	% of pretax income	\$	% of pretax income	\$	% of pretax income
Tax provision at weighted average statutory rates	\$ 104,213	15.8%	\$ 87,815	16.1%	\$ 109,309	27.4%
Change in valuation of net deferred tax liability	—	—	—	—	(85,091)	(21.3)
Non-deductible expenses	2,595	0.4	1,483	0.3	392	0.1
Excess tax benefits from stock-based compensation	(1,997)	(0.3)	(9,644)	(1.8)	(3,227)	(0.8)
Tax exempt interest, net of proration	(1,541)	(0.2)	(1,741)	(0.3)	(2,608)	(0.7)
Other	78	0.0	1,423	0.2	46	0.0
Total income tax expense	<u>\$ 103,348</u>	<u>15.7%</u>	<u>\$ 79,336</u>	<u>14.5%</u>	<u>\$ 18,821</u>	<u>4.7%</u>

We provide deferred taxes to reflect the estimated future tax effects of the differences between the financial statement and tax bases of assets and liabilities using currently enacted tax laws. The net deferred tax liability was comprised of the following at December 31:

(In thousands)	2019	2018
Deferred tax assets	\$ 29,392	\$ 33,368
Deferred tax liabilities	(279,012)	(206,010)
Net deferred tax liability	<u>\$ (249,620)</u>	<u>\$ (172,642)</u>

The components of the net deferred tax liability were as follows at December 31:

(In thousands)	2019	2018
Contingency reserves	\$ (261,855)	\$ (202,529)
Unearned premium reserve	16,641	16,686
Unrealized (gain) loss on investments	(13,214)	4,283
Accrued expenses	3,391	2,349
Deferred policy acquisition costs	(3,298)	(3,370)
Unearned ceding commissions	3,227	3,346
Nonvested shares	2,426	2,813
Fixed assets	1,502	1,875
Start-up expenditures, net	1,410	1,682
Loss reserves	416	323
Investments in limited partnerships	(400)	—
Change in fair market value of derivatives	370	—
Prepaid expenses	(132)	(111)
Loss reserves - TCJA transition adjustment	(113)	—
Organizational expenditures	9	11
Net deferred tax liability	<u>\$ (249,620)</u>	<u>\$ (172,642)</u>

As a mortgage guaranty insurer, we are eligible for a tax deduction, subject to certain limitations, under Section 832(e) of the IRC for amounts required by state law or regulation to be set aside in statutory contingency reserves. The deduction is

Essent Group Ltd. and Subsidiaries

Notes to Consolidated Financial Statements (Continued)

allowed only to the extent that we purchase T&L Bonds in an amount equal to the tax benefit derived from deducting any portion of our statutory contingency reserves. During the year ended December 31, 2019, we had a net purchases of T&L Bonds in the amount of \$59.5 million and had net redemptions of T&L Bonds in the amount of \$49.8 million during the year ended December 31, 2018. As of December 31, 2019 and 2018 we held \$261.9 million and \$202.4 million of T&L Bonds, respectively.

In evaluating our ability to realize the benefit of our deferred tax assets, we consider the relevant impact of all available positive and negative evidence including our past operating results and our forecasts of future taxable income. At December 31, 2019 and 2018, after weighing all the evidence, management concluded that it was more likely than not that our deferred tax assets would be realized.

Under current Bermuda law, the parent company, Essent Group, and its Bermuda subsidiary, Essent Re, are not required to pay any taxes on income and capital gains. In the event that there is a change such that these taxes are imposed, these companies would be exempted from any such tax until March of 2035 pursuant to the Bermuda Exempt Undertakings Tax Protection Act of 1966, and the Exempt Undertakings Tax Protection Amendment Act of 2011.

Essent Holdings and its subsidiaries are subject to income taxes imposed by U.S. law and file a U.S. Consolidated Income Tax Return. Should Essent Holdings pay a dividend to its parent company, Essent Irish Intermediate Holdings Limited, withholding taxes at a rate of 5% under the U.S./Ireland tax treaty would likely apply assuming the Company avails itself of Treaty benefits under the U.S./Ireland tax treaty. Absent treaty benefits, the withholding rate on outbound dividends would be 30%. Currently, however, no withholding taxes are accrued with respect to such unremitted earnings as management has no intention of remitting these earnings. Similarly, no foreign income taxes have been provided on the un-remitted earnings of the Company's U.S. subsidiaries as management has neither the intention of remitting these earnings, nor would any Ireland tax be due, as any Irish tax would be expected to be fully offset by credit for taxes paid to the U.S. An estimate of the cumulative amount of U.S. earnings that would be subject to withholding tax, if distributed outside of the U.S., is approximately \$1.7 billion. The associated withholding tax liability under the U.S./Ireland tax treaty would be approximately \$85.6 million.

Essent is not subject to income taxation other than as stated above. There can be no assurance that there will not be changes in applicable laws, regulations, or treaties which might require Essent to change the way it operates or becomes subject to taxation.

At December 31, 2019 and 2018, the Company had no unrecognized tax benefits. As of December 31, 2019, the U.S. federal income tax returns for the tax years 2016 through 2018 remain subject to examination. The Company has not recorded any uncertain tax positions as of December 31, 2019 or December 31, 2018.

Note 13. Earnings per Share (EPS)

The following table reconciles the net income and the weighted average common shares outstanding used in the computations of basic and diluted earnings per common share for the years ended December 31:

(In thousands, except per share amounts)	2019	2018	2017
Net income	\$ 555,713	\$ 467,363	\$ 379,747
Basic weighted average shares outstanding	97,762	97,403	93,330
Dilutive effect of nonvested shares	465	571	1,881
Diluted weighted average shares outstanding	98,227	97,974	95,211
Basic earnings per share	\$ 5.68	\$ 4.80	\$ 4.07
Diluted earnings per share	\$ 5.66	\$ 4.77	\$ 3.99

There were 39,490, 128,575 and 44,540 antidilutive shares for the years ended December 31, 2019, 2018 and 2017, respectively.

The nonvested performance-based share awards are considered contingently issuable for purposes of the EPS calculation. Based on the compounded annual book value per share growth as of December 31, 2019, 2018 and 2017, 100% of the

Essent Group Ltd. and Subsidiaries

Notes to Consolidated Financial Statements (Continued)

performance-based share awards would be issuable under the terms of the arrangements at each date if December 31 was the end of the contingency period.

Note 14. Accumulated Other Comprehensive Income (Loss)

The following table shows the rollforward of accumulated other comprehensive income (loss) for the year ended December 31:

(In thousands)	2019			2018		
	Before Tax	Tax Effect	Net of Tax	Before Tax	Tax Effect	Net of Tax
Balance at beginning of year	\$ (33,276)	\$ 4,283	\$ (28,993)	\$ (1,849)	\$ (1,403)	\$ (3,252)
Other comprehensive income (loss):						
Unrealized holding gains (losses) on investments:						
Unrealized holding gains (losses) arising during the period	105,906	(17,995)	87,911	(30,109)	5,376	(24,733)
Less: Reclassification adjustment for gains included in net income (1)	(3,229)	498	(2,731)	(1,318)	310	(1,008)
Net unrealized gains (losses) on investments	102,677	(17,497)	85,180	(31,427)	5,686	(25,741)
Other comprehensive gain (loss)	102,677	(17,497)	85,180	(31,427)	5,686	(25,741)
Balance at end of year	<u>\$ 69,401</u>	<u>\$ (13,214)</u>	<u>\$ 56,187</u>	<u>\$ (33,276)</u>	<u>\$ 4,283</u>	<u>\$ (28,993)</u>

(1) Included in net realized investments gains on our consolidated statements of comprehensive income.

Note 15. Fair Value of Financial Instruments

We carry certain of our financial instruments at fair value. We define fair value as the current amount that would be exchanged to sell an asset or transfer a liability, other than in a forced liquidation.

Fair Value Hierarchy

ASC No. 820 specifies a hierarchy of valuation techniques based on whether the inputs to those valuation techniques are observable or unobservable. Observable inputs reflect market data obtained from independent sources, while unobservable inputs reflect our market assumptions. The level within the fair value hierarchy to measure the financial instrument shall be determined based on the lowest level input that is significant to the fair value measurement. The three levels of the fair value hierarchy are as follows:

- Level 1—Quoted prices for identical instruments in active markets accessible at the measurement date.
- Level 2—Quoted prices for similar instruments in active markets; quoted prices for identical or similar instruments in markets that are not active; and valuations in which all significant inputs are observable in active markets. Inputs are observable for substantially the full term of the financial instrument.
- Level 3—Valuations derived from one or more significant inputs that are unobservable.

Determination of Fair Value

When available, we generally use quoted market prices to determine fair value and classify the financial instrument in Level 1. In cases where quoted market prices for similar financial instruments are available, we utilize these inputs for valuation techniques and classify the financial instrument in Level 2. In cases where quoted market prices are not available, fair values are based on estimates using discounted cash flows, present value or other valuation techniques. Those techniques are significantly affected by the assumptions used, including the discount rates and estimates of future cash flows and we classify the financial instrument in Level 3. Accordingly, the fair value estimates may not be realized in an immediate settlement of the instrument.

Essent Group Ltd. and Subsidiaries

Notes to Consolidated Financial Statements (Continued)

We used the following methods and assumptions in estimating fair values of financial instruments:

- Investments available for sale—Investments available for sale are valued using quoted market prices in active markets, when available, and those investments are classified as Level 1 of the fair value hierarchy. Level 1 investments available for sale include investments such as U.S. Treasury securities and money market funds. Investments available for sale are classified as Level 2 of the fair value hierarchy if quoted market prices are not available and fair values are estimated using quoted prices of similar securities or recently executed transactions for the securities. U.S. agency securities, U.S. agency mortgage-backed securities, municipal debt securities, non-U.S. government securities, corporate debt securities, residential and commercial mortgage securities and asset-backed securities are classified as Level 2 investments.

We use independent pricing sources to determine the fair value of securities available for sale in Level 1 and Level 2 of the fair value hierarchy. We use one primary pricing service to provide individual security pricing based on observable market data and receive one quote per security. To ensure securities are appropriately classified in the fair value hierarchy, we review the pricing techniques and methodologies of the independent pricing service and believe that their policies adequately consider market activity, either based on specific transactions for the issue valued or based on modeling of securities with similar credit quality, duration, yield and structure that were recently traded. U.S. agency securities, U.S. agency mortgage-backed securities, municipal debt securities, non-U.S. government securities, and corporate debt securities are valued by our primary vendor using recently executed transactions and proprietary models based on observable inputs, such as interest rate spreads, yield curves and credit risk. Residential and commercial mortgage securities and asset-backed securities are valued by our primary vendor using proprietary models based on observable inputs, such as interest rate spreads, prepayment speeds and credit risk. As part of our evaluation of investment prices provided by our primary pricing service, we obtained and reviewed their pricing methodologies which include a description of how each security type is evaluated and priced. We review the reasonableness of prices received from our primary pricing service by comparison to prices obtained from additional pricing sources. We have not made any adjustments to the prices obtained from our primary pricing service.

Essent Group Ltd. and Subsidiaries

Notes to Consolidated Financial Statements (Continued)

Assets and Liabilities Measured at Fair Value

All assets measured at fair value are categorized in the table below based upon the lowest level of significant input to the valuations. All fair value measurements at the reporting date were on a recurring basis.

December 31, 2019 (In thousands)	Quoted Prices in Active Markets for Identical Instruments (Level 1)	Significant Other Observable Inputs (Level 2)	Significant Unobservable Inputs (Level 3)	Total
Recurring fair value measurements				
Financial Assets:				
U.S. Treasury securities	\$ 242,206	\$ —	\$ —	\$ 242,206
U.S. agency securities	—	33,605	—	33,605
U.S. agency mortgage-backed securities	—	848,334	—	848,334
Municipal debt securities	—	361,638	—	361,638
Non-U.S. government securities	—	54,995	—	54,995
Corporate debt securities	—	880,301	—	880,301
Residential and commercial mortgage securities	—	288,281	—	288,281
Asset-backed securities	—	326,025	—	326,025
Money market funds	315,362	—	—	315,362
Total assets at fair value (1)	<u>\$ 557,568</u>	<u>\$ 2,793,179</u>	<u>\$ —</u>	<u>\$ 3,350,747</u>

(1) Does not include the fair value of embedded derivatives, which we have accounted for separately as freestanding derivatives and included in other assets or other accrued liabilities in our consolidated balance sheet. See Note 5 for more information.

December 31, 2018 (In thousands)	Quoted Prices in Active Markets for Identical Instruments (Level 1)	Significant Other Observable Inputs (Level 2)	Significant Unobservable Inputs (Level 3)	Total
Recurring fair value measurements				
Financial Assets:				
U.S. Treasury securities	\$ 289,892	\$ —	\$ —	\$ 289,892
U.S. agency securities	—	32,997	—	32,997
U.S. agency mortgage-backed securities	—	637,178	—	637,178
Municipal debt securities	—	483,879	—	483,879
Non-U.S. government securities	—	45,001	—	45,001
Corporate debt securities	—	725,201	—	725,201
Residential and commercial mortgage securities	—	121,838	—	121,838
Asset-backed securities	—	284,997	—	284,997
Money market funds	139,083	—	—	139,083
Total assets at fair value	<u>\$ 428,975</u>	<u>\$ 2,331,091</u>	<u>\$ —</u>	<u>\$ 2,760,066</u>

Note 16. Statutory Accounting

Our U.S. insurance subsidiaries prepare statutory-basis financial statements in accordance with the accounting practices prescribed or permitted by their respective state's department of insurance, which is a comprehensive basis of accounting other than GAAP. We did not use any prescribed or permitted statutory accounting practices (individually or in the aggregate) that resulted in reported statutory surplus or capital that was significantly different from the statutory surplus or capital that would have been reported had National Association of Insurance Commissioners' statutory accounting practices been followed. The

Essent Group Ltd. and Subsidiaries

Notes to Consolidated Financial Statements (Continued)

following table presents Essent Guaranty's and Essent PA's statutory net income, statutory surplus and contingency reserve liability as of and for the years ended December 31:

(In thousands)	2019	2018	2017
Essent Guaranty			
Statutory net income	\$ 443,675	\$ 379,119	\$ 261,811
Statutory surplus	1,032,416	872,105	761,006
Contingency reserve liability	1,197,279	916,568	678,701
Essent PA			
Statutory net income	\$ 8,073	\$ 9,306	\$ 10,250
Statutory surplus	52,936	49,336	45,509
Contingency reserve liability	52,957	48,545	43,141

Net income determined in accordance with statutory accounting practices differs from GAAP. In 2019 and 2018, the more significant differences between net income determined under statutory accounting practices and GAAP for Essent Guaranty and Essent PA relate to policy acquisition costs and income taxes. Under statutory accounting practices, policy acquisition costs are expensed as incurred while such costs are capitalized and amortized to expense over the life of the policy under GAAP. As discussed in Note 12, we are eligible for a tax deduction, subject to certain limitations for amounts required by state law or regulation to be set aside in statutory contingency reserves when we purchase T&L Bonds. Under statutory accounting practices, this deduction reduces the tax provision recorded by Essent Guaranty and Essent PA and, as a result, increases statutory net income and surplus as compared to net income and equity determined in accordance with GAAP.

At December 31, 2019 and 2018, the statutory capital of our U.S. insurance subsidiaries, which is defined as the total of statutory surplus and contingency reserves, was in excess of the statutory capital necessary to satisfy their regulatory requirements.

Effective December 31, 2015, Fannie Mae and Freddie Mac, at the direction of the Federal Housing Finance Agency, implemented new coordinated Private Mortgage Insurer Eligibility Requirements, which we refer to as the "PMIERs." The PMIERs represent the standards by which private mortgage insurers are eligible to provide mortgage insurance on loans owned or guaranteed by Fannie Mae and Freddie Mac. The PMIERs include financial strength requirements incorporating a risk-based framework that require approved insurers to have a sufficient level of liquid assets from which to pay claims. The PMIERs also include enhanced operational performance expectations and define remedial actions that apply should an approved insurer fail to comply with these requirements. In 2018, the GSEs released revised PMIERs framework ("PMIERs 2.0") which became effective on March 31, 2019. As of December 31, 2019, Essent Guaranty, our GSE-approved mortgage insurance company, was in compliance with PMIERs 2.0.

Statement of Statutory Accounting Principles No. 58, *Mortgage Guaranty Insurance*, requires mortgage insurers to establish a special contingency reserve for statutory accounting purposes included in total liabilities equal to 50% of earned premium for that year. During 2019, Essent Guaranty increased its contingency reserve by \$280.7 million and Essent PA increased its contingency reserve by \$4.4 million. This reserve is required to be maintained for a period of 120 months to protect against the effects of adverse economic cycles. After 120 months, the reserve is released to unassigned funds. In the event an insurer's loss ratio in any calendar year exceeds 35%, however, the insurer may, after regulatory approval, release from its contingency reserves an amount equal to the excess portion of such losses. Essent Guaranty and Essent PA did not release any amounts from their contingency reserves in 2019, 2018 or 2017.

Under The Insurance Act 1978, as amended, and related regulations of Bermuda (the "Insurance Act"), Essent Re is required to annually prepare statutory financial statements and a statutory financial return in accordance with the financial reporting provisions of the Insurance Act, which is a basis other than GAAP. The Insurance Act also requires that Essent Re maintain minimum share capital of \$1 million and must ensure that the value of its general business assets exceeds the amount of its general business liabilities by an amount greater than the prescribed minimum solvency margins and enhanced capital requirement pertaining to its general business. At December 31, 2019 and 2018, all such requirements were met.

Essent Re's statutory capital and surplus was \$939.2 million and \$798.5 million as of December 31, 2019 and 2018, respectively, and statutory net income was \$176.4 million and \$140.2 million, respectively. Statutory capital and surplus and net

Essent Group Ltd. and Subsidiaries

Notes to Consolidated Financial Statements (Continued)

income determined in accordance with statutory accounting practices were not significantly different than the amounts determined under GAAP.

Note 17. Capital Maintenance Agreement

Essent Guaranty has a capital maintenance agreement with Essent PA under which Essent Guaranty agreed to contribute funds, under specified conditions, to maintain Essent PA's risk-to-capital ratio at or below 25.0 to 1 in return for a surplus note. As of December 31, 2019, Essent PA's risk-to-capital ratio was 2.9:1 and there were no amounts outstanding related to this agreement.

Note 18. Quarterly Financial Data (Unaudited)

The following table summarizes the unaudited results of operations for each quarter of 2019 and 2018.

(In thousands, except per share amounts)	2019			
	December 31	September 30	June 30	March 31
Net premiums earned	\$ 207,671	\$ 203,473	\$ 188,490	\$ 177,791
Other revenues	21,091	22,914	23,402	22,735
Provision for losses and LAE	10,929	9,990	4,960	7,107
Other underwriting and operating expenses	41,231	41,588	41,520	41,030
Interest expense	2,218	2,584	2,679	2,670
Income before income taxes	174,384	172,225	162,733	149,719
Net income	146,958	144,630	136,405	127,720
Basic earnings per common share	\$ 1.50	\$ 1.48	\$ 1.39	\$ 1.31
Diluted earnings per common share	\$ 1.49	\$ 1.47	\$ 1.39	\$ 1.30
Basic weighted average shares outstanding	97,830	97,822	97,798	97,595
Diluted weighted average shares outstanding	98,376	98,257	98,170	98,104

(In thousands, except per share amounts)	2018			
	December 31	September 30	June 30	March 31
Net premiums earned	\$ 173,301	\$ 166,675	\$ 156,958	\$ 152,558
Other revenues	19,823	18,323	16,810	14,905
Provision (benefit) for losses and LAE	(999)	5,452	1,813	5,309
Other underwriting and operating expenses	39,449	36,899	36,428	38,124
Interest expense	2,611	2,500	2,618	2,450
Income before income taxes	152,063	140,147	132,909	121,580
Net income	128,528	116,011	111,755	111,069
Basic earnings per common share	\$ 1.32	\$ 1.19	\$ 1.15	\$ 1.14
Diluted earnings per common share	\$ 1.31	\$ 1.18	\$ 1.14	\$ 1.13
Basic weighted average shares outstanding	97,450	97,438	97,426	97,298
Diluted weighted average shares outstanding	98,066	98,013	97,866	97,951

Essent Group Ltd. and Subsidiaries

Schedule I—Summary of Investments—Other Than Investments in Related Parties

December 31, 2019

Type of Investment (In thousands)	Amortized Cost	Fair Value	Amount at which shown in the Balance Sheet
Fixed maturities:			
Bonds:			
United States Government and government agencies and authorities	\$ 1,109,417	\$ 1,124,145	\$ 1,124,145
States, municipalities and political subdivisions	339,511	361,638	361,638
Residential and commercial mortgage securities	282,840	288,281	288,281
Asset-backed securities	326,589	326,025	326,025
Foreign government and agency securities	52,230	54,995	54,995
All other corporate bonds	856,638	880,301	880,301
Total fixed maturities	<u>2,967,225</u>	<u>3,035,385</u>	<u>3,035,385</u>
Short-term investments	315,360	315,362	315,362
Other invested assets	77,634	78,873	78,873
Total investments	<u>\$ 3,360,219</u>	<u>\$ 3,429,620</u>	<u>\$ 3,429,620</u>

Essent Group Ltd. and Subsidiaries

Schedule II—Condensed Financial Information of Registrant

Condensed Balance Sheets

Parent Company Only

(In thousands)	December 31,	
	2019	2018
Assets		
Short-term investments available for sale, at fair value (amortized cost: 2019 — \$96,531; 2018 — \$71,804)	\$ 96,531	\$ 71,804
Cash	1,845	6,601
Due from affiliates	875	722
Investment in consolidated subsidiaries	3,009,447	2,410,085
Other assets	1,608	2,162
Total Assets	\$ 3,110,306	\$ 2,491,374
 Liabilities and stockholders' equity		
Liabilities		
Due to affiliates	\$ 301	\$ 790
Credit facility borrowings (at carrying value, less unamortized deferred costs of \$564 in 2019 and \$986 in 2018)	124,436	124,014
Other accrued liabilities	724	853
Total liabilities	125,461	125,657
Commitments and contingencies		
Stockholders' Equity		
Common shares	1,476	1,472
Additional paid-in capital	1,118,655	1,110,800
Accumulated other comprehensive income (loss)	56,187	(28,993)
Retained earnings	1,808,527	1,282,438
Total stockholders' equity	2,984,845	2,365,717
Total liabilities and stockholders' equity	\$ 3,110,306	\$ 2,491,374

See accompanying supplementary notes to Parent Company condensed financial information and the consolidated financial statements and notes thereto.

Essent Group Ltd. and Subsidiaries

Schedule II—Condensed Financial Information of Registrant

Condensed Statements of Comprehensive Income

Parent Company Only

(In thousands)	Year Ended December 31,		
	2019	2018	2017
Revenues:			
Net investment income	\$ 1,601	\$ 980	\$ 494
Realized investment losses, net	—	—	(2)
Administrative service fees from subsidiaries	649	551	489
Total revenues	<u>2,250</u>	<u>1,531</u>	<u>981</u>
Expenses:			
Administrative service fees to subsidiaries	3,053	2,510	2,127
Other operating expenses	6,925	5,076	4,968
Interest expense	5,742	5,462	4,371
Total expenses	<u>15,720</u>	<u>13,048</u>	<u>11,466</u>
Loss before income taxes and equity in undistributed net income in subsidiaries	<u>(13,470)</u>	<u>(11,517)</u>	<u>(10,485)</u>
Loss before equity in undistributed net income of subsidiaries	<u>(13,470)</u>	<u>(11,517)</u>	<u>(10,485)</u>
Equity in undistributed net income of subsidiaries	569,183	478,880	390,232
Net income	<u>\$ 555,713</u>	<u>\$ 467,363</u>	<u>\$ 379,747</u>
Other comprehensive income (loss):			
Change in unrealized appreciation (depreciation) of investments, net of tax expense (benefit) of \$17,497 in 2019, (\$5,686) in 2018 and \$4,519 in 2017	85,180	(25,741)	8,068
Total other comprehensive income (loss)	<u>85,180</u>	<u>(25,741)</u>	<u>8,068</u>
Comprehensive income	<u><u>\$ 640,893</u></u>	<u><u>\$ 441,622</u></u>	<u><u>\$ 387,815</u></u>

See accompanying supplementary notes to Parent Company condensed financial information and the consolidated financial statements and notes thereto.

Essent Group Ltd. and Subsidiaries

Schedule II—Condensed Financial Information of Registrant

Condensed Statements of Cash Flows

Parent Company Only

(In thousands)	Year Ended December 31,		
	2019	2018	2017
Operating Activities			
Net income	\$ 555,713	\$ 467,363	\$ 379,747
Adjustments to reconcile net income to net cash provided by operating activities:			
Equity in net income of subsidiaries	(569,183)	(478,880)	(390,232)
Loss on the sale of investments, net	—	—	2
Stock-based compensation expense	830	843	807
Changes in assets and liabilities:			
Other assets	416	911	1,421
Other accrued liabilities	15,562	15,537	18,236
Net cash provided by operating activities	3,338	5,774	9,981
Investing Activities			
Net change in short-term investments	(24,727)	26,122	(65,887)
Investments in subsidiaries	55,001	—	(164,927)
Proceeds from maturity of investments available for sale	—	—	10,000
Net cash provided by (used in) investing activities	30,274	26,122	(220,814)
Financing Activities			
Issuance of common shares, net of costs	—	—	197,829
Credit facility borrowings	—	—	75,000
Credit facility repayments	—	—	(50,000)
Treasury stock acquired	(9,005)	(31,414)	(7,577)
Payment of issuance costs for credit facility	(15)	(131)	(2,690)
Dividends paid	(29,348)	—	—
Net cash (used in) provided by financing activities	(38,368)	(31,545)	212,562
Net (decrease) increase in cash	(4,756)	351	1,729
Cash at beginning of year	6,601	6,250	4,521
Cash at end of year	\$ 1,845	\$ 6,601	\$ 6,250
Supplemental Disclosure of Cash Flow Information			
Interest payments	\$ (5,509)	\$ (4,984)	\$ (4,045)
Noncash Transactions			
Repayment of borrowings with term loan proceeds	\$ —	\$ —	\$ (125,000)

See accompanying supplementary notes to Parent Company condensed financial information and the consolidated financial statements and notes thereto.

Essent Group Ltd. and Subsidiaries

Schedule II—Condensed Financial Information of Registrant

Parent Company Only

Supplementary Notes

Note A

The accompanying Parent Company financial statements should be read in conjunction with the consolidated financial statements and notes to consolidated financial statements. These financial statements have been prepared on the same basis and using the same accounting policies as described in the consolidated financial statements included herein, except that the Parent Company uses the equity method of accounting for its majority-owned subsidiaries.

Note B

Under the insurance laws of the Commonwealth of Pennsylvania, the insurance subsidiaries may pay dividends during any 12-month period in an amount equal to the greater of (i) 10% of the preceding year-end statutory policyholders' surplus or (ii) the preceding year's statutory net income. The Pennsylvania statute also requires that dividends and other distributions be paid out of positive unassigned surplus without prior approval. As of December 31, 2019, Essent Guaranty had unassigned surplus of approximately \$327.1 million. Essent PA had unassigned surplus of approximately \$13.9 million as of December 31, 2019.

During the year ended December 31, 2019, the Parent Company received dividends from Essent Re totaling \$55.0 million. During the years ended December 31, 2018 and 2017, the Parent Company did not receive any dividends from its subsidiaries.

Essent Group Ltd. and Subsidiaries

Schedule IV—Reinsurance

Insurance Premiums Earned

Years Ended December 31, 2019, 2018 and 2017

(\$ in thousands)	Gross Amount	Ceded to Other Companies	Assumed from Other Companies	Net Amount	Assumed Premiums as a Percentage of Net Premiums
2019	812,924	(35,499)	—	777,425	0.0%
2018	660,260	(10,768)	—	649,492	0.0%
2017	530,130	—	—	530,130	0.0%

ITEM 9. CHANGES IN AND DISAGREEMENTS WITH ACCOUNTANTS ON ACCOUNTING AND FINANCIAL DISCLOSURE

None.

ITEM 9A. CONTROLS AND PROCEDURES

Disclosure Controls and Procedures

Our management carried out an evaluation, under the supervision and with the participation of our chief executive officer and chief financial officer, of the effectiveness of our disclosure controls and procedures (as such term is defined in Rules 13a-15(e) and 15d-15(e) under the Exchange Act) as of the end of the period covered by this Annual Report. Based on this evaluation, our chief executive officer and chief financial officer concluded that our disclosure controls and procedures were effective as of December 31, 2019, the end of the period covered by this Annual Report.

Management's Report on Internal Control Over Financial Reporting

Management is responsible for establishing and maintaining adequate internal control over financial reporting as defined in Rules 13a-15(f) and 15d-15(f) under the Exchange Act. The Company's internal control over financial reporting is a process designed to provide reasonable assurance regarding the reliability of financial reporting and the preparation of financial statements for external purposes in accordance with generally accepted accounting principles.

Because of its inherent limitations, internal control over financial reporting may not prevent or detect misstatements. Also, projections of any evaluation of effectiveness to future periods are subject to the risk that controls may become inadequate because of changes in conditions, or that the degree of compliance with policies or procedures may deteriorate.

Management, including our chief executive officer and chief financial officer, assessed the effectiveness of internal control over financial reporting as of December 31, 2019. Management based this assessment on criteria for effective internal control over financial reporting described in "Internal Control—Integrated Framework (2013)" issued by the Committee of Sponsoring Organizations of the Treadway Commission. Based on this assessment, management determined that, as of December 31, 2019, the Company maintained effective internal control over financial reporting to provide reasonable assurance regarding the reliability of financial reporting and the preparation of financial statements for external purposes in accordance with generally accepted accounting principles.

The effectiveness of the Company's internal control over financial reporting as of December 31, 2019 has been audited by PricewaterhouseCoopers LLP, an independent registered public accounting firm, as stated in their report, which is included in this Annual Report on Form 10-K.

Changes in Internal Control Over Financial Reporting

During our most recent fiscal quarter, there has not been any change in our internal control over financial reporting (as such term is defined in Rules 13a-15(f) and 15d-15(f) under the Exchange Act) that has materially affected, or is reasonably likely to materially affect, our internal control over financial reporting.

ITEM 9B. OTHER INFORMATION

Not applicable.

PART III

ITEM 10. DIRECTORS, EXECUTIVE OFFICERS AND CORPORATE GOVERNANCE

Incorporated herein by reference to our definitive proxy statement to be filed with respect to our 2020 Annual General Meeting of Shareholders.

ITEM 11. EXECUTIVE COMPENSATION

Incorporated herein by reference to our definitive proxy statement to be filed with respect to our 2020 Annual General Meeting of Shareholders.

ITEM 12. SECURITY OWNERSHIP OF CERTAIN BENEFICIAL OWNERS AND MANAGEMENT AND RELATED STOCKHOLDER MATTERS

Incorporated herein by reference to our definitive proxy statement to be filed with respect to our 2020 Annual General Meeting of Shareholders.

Securities Authorized for Issuance Under Equity Compensation Plans

The following table sets forth, as of December 31, 2019, information concerning equity compensation plans under which our securities are authorized for issuance. The table does not reflect grants, awards, exercises, terminations or expirations since that date.

Plan Category	Number of Securities to be Issued Upon Exercise of Outstanding Options, Warrants and Rights	Weighted Average Exercise Price of Outstanding Options, Warrants and Rights	Number of Securities Remaining Available for Future Issuance Under Equity Compensation Plans
	(a)	(b)	(c)
Equity compensation plans approved by security holders	355,675 (1)	(2)	4,232,379 (3)
Equity compensation plans not approved by security holders	—	—	—
Total	355,675	—	4,232,379

- (1) All of these shares are subject to outstanding restricted common share unit awards. This number does not include 563,244 shares that are subject to then-outstanding, but unvested, restricted common share awards because those securities have been subtracted from the number of securities remaining available for future issuance under column (c).
- (2) Not applicable because all outstanding awards reflected in column (a) will be issued upon the vesting of outstanding restricted common share units.
- (3) All of the shares that remained available for future issuance as of December 31, 2019 were available under the 2013 Essent Group Ltd. Long-Term Incentive Plan, as amended and restated effective May 3, 2017 (the "2013 Plan"). Subject to certain express limits of the 2013 Plan, shares available for award purposes under the 2013 Plan generally may be used for any type of award authorized under that plan including options, stock appreciation rights, and other forms of awards granted or denominated in our common shares including, without limitation, stock bonuses, restricted stock, restricted stock units and performance shares. A total of 7,500,000 common shares are reserved and available for delivery under the amended and restated 2013 Plan. Common shares underlying awards that are settled in cash, cancelled, forfeited, or otherwise terminated without delivery to a participant will again be available for issuance under the 2013 Plan. Common shares withheld or surrendered in connection with the payment of an exercise price of an award or to satisfy tax withholding will not again become available for issuance under the 2013 Plan.

ITEM 13. CERTAIN RELATIONSHIPS AND RELATED TRANSACTIONS, AND DIRECTOR INDEPENDENCE

Incorporated herein by reference to our definitive proxy statement to be filed with respect to our 2020 Annual General Meeting of Shareholders.

ITEM 14. PRINCIPAL ACCOUNTING FEES AND SERVICES

Incorporated herein by reference to our definitive proxy statement to be filed with respect to our 2020 Annual General Meeting of Shareholders.

PART IV

ITEM 15. EXHIBITS, FINANCIAL STATEMENT SCHEDULES

(a) The following documents are filed as part of this Annual Report:

1. Financial Statements. See the "Index to Financial Statements—Consolidated Financial Statements" included in Item 8 of Part II of this Annual Report for a list of the financial statements filed as a part of this Annual Report.
2. Financial Statements Schedules. See the "Index to Financial Statements—Financial Statement Schedules" included in Item 8 of Part II of this Annual Report for a list of the financial statements filed as a part of this Annual Report.
3. Exhibits.

Exhibit No.	Description
3.1	Memorandum of Association (incorporated herein by reference to Exhibit 3.1 of the Registration Statement on Form S-1 (File No. 333-191193) filed on September 16, 2013)
3.2	Certificate of Deposit of Memorandum of Increase of Share Capital, dated as of February 18, 2009 (incorporated herein by reference to Exhibit 3.2 of the Registration Statement on Form S-1 (File No. 333-191193) filed on September 16, 2013)
3.2.1	Certificate of Deposit of Memorandum of Increase of Share Capital, dated as of October 3, 2013 (incorporated herein by reference to Exhibit 3.2.1 of Amendment No.3 to the Registration Statement on Form S-1 (File No. 333-191193) filed on October 21, 2013)
3.3	Amended and Restated Bye-laws (incorporated herein by reference to Exhibit 3.3 of the Form 10-K (File No. 001-36157) filed on March 10, 2014)
4.1	Form of Common Share Certificate (incorporated herein by reference to Exhibit 4.1 of Amendment No.3 to the Registration Statement on Form S-1 (File No. 333-191193) filed on October 21, 2013)
4.2	Third Amended and Restated Registration Rights Agreement, dated as of November 11, 2014, among Essent Group Ltd. and the shareholders party thereto (incorporated herein by reference to Exhibit 4.1 of the Form 10-Q (File No. 001-36157) filed on November 14, 2014)
10.1	Asset Purchase Agreement, dated as of October 7, 2009, between Essent Guaranty, Inc. and Triad Guaranty Insurance Corporation (incorporated herein by reference to Exhibit 10.4 of the Registration Statement on Form S-1 (File No. 333-191193) filed on September 16, 2013)
10.2	† Leadership Bonus Program (incorporated herein by reference to Exhibit 10.8 of the Annual Report on Form 10-K (File No. 001-36157) filed on February 29, 2016)
10.3	† 2013 Long-Term Incentive Plan (incorporated herein by reference to Appendix B to the Company's Definitive Proxy Statement on Schedule 14A (File No. 333-191193) filed on April 3, 2017)
10.4	† Form of Time-Based Restricted Share Agreement (incorporated herein by reference to Exhibit 10.11 of Amendment No.1 to the Registration Statement on Form S-1 (File No. 333-191193) filed on September 26, 2013)
10.5	† Form of Performance-Based Restricted Share Agreement (incorporated herein by reference to Exhibit 10.11 of the Annual Report on Form 10-K (File No. 001-36157) filed on February 27, 2015)
10.6	† Form of Performance-Based Restricted Share Agreement (incorporated herein by reference to Exhibit 10.1 of the Quarterly Report on Form 10-Q (File No. 001-36157) filed on May 6, 2019)
10.7	† Annual Incentive Plan (incorporated herein by reference to Exhibit 10.13 of Amendment No.1 to the Registration Statement on Form S-1 (File No. 333-191193) filed on September 26, 2013)
10.8	† Employment Agreement, dated as of September 25, 2013, by and between Essent US Holdings, Inc. and Mark Casale (incorporated herein by reference to Exhibit 10.14 of Amendment No.2 to the Registration Statement on Form S-1 (File No. 333-191193) filed on October 4, 2013)
10.9	† Employment Agreement, dated as of September 26, 2013, by and between Essent US Holdings, Inc. and Vijay Bhasin (incorporated herein by reference to Exhibit 10.16 of Amendment No.2 to the Registration Statement on Form S-1 (File No. 333-191193) filed on October 4, 2013)
10.10	† Employment Agreement, dated as of September 26, 2013, by and between Essent US Holdings, Inc. and Lawrence E. McAlee (incorporated herein by reference to Exhibit 10.16 of the Annual Report on Form 10-K (File No. 001-36157) filed on February 27, 2015)
10.11	† Employment Agreement, dated as of September 26, 2013, by and between Essent US Holdings, Inc. and Mary Lourdes Gibbons (incorporated herein by reference to Exhibit 10.17 of the Annual Report on Form 10-K (File No. 001-36157) filed on February 27, 2015)

10.12	†	Employment Agreement, dated as of March 13, 2015, by and between Essent Reinsurance Ltd. and Joseph Hissong (incorporated herein by reference to Exhibit 10.18 of the Annual Report on Form 10-K (File No. 001-36157) filed on February 29, 2016)
10.13	†	Employment Agreement, dated as of September 26, 2013, by and between Essent Guaranty, Inc. and Jeff Cashmer (incorporated herein by reference to Exhibit 10.19 of the Annual Report on Form 10-K (File No. 001-36157) filed on February 16, 2017)
10.14	†	Employment Agreement, dated as of September 26, 2013, by and between Essent Guaranty, Inc. and Christopher G. Curran (incorporated herein by reference to Exhibit 10.13 of the Annual Report on Form 10-K (File No. 001-36157) filed on February 19, 2019)
10.15	†	Form of Director and Officer Indemnification Agreement (incorporated herein by reference to Exhibit 10.17 of the Registration Statement on Form S-1 (File No. 333-191193) filed on September 16, 2013)
10.16	†	Section 409A Specified Employee Policy (incorporated herein by reference to Exhibit 10.18 of Amendment No.2 to the Registration Statement on Form S-1 (File No. 333-191193) filed on October 4, 2013)
10.17		Amended and Restated Credit Agreement, dated as of May 17, 2017, as amended by Incremental Amendment No. 1 dated as of May 2, 2018, by and among Essent Group Ltd., Essent Irish Intermediate Holdings Limited, and Essent US Holdings, Inc., as borrowers, the several banks and other financial institutions or entities from time to time parties to this agreement, as lenders, and JPMorgan Chase Bank, N.A., as administrative agent (incorporated herein by reference to Exhibit 1.1 of the Current Report on Form 8-K (File No. 001-36157) filed on May 7, 2018)
21.1	*	List of Subsidiaries
23.1	*	Consent of PricewaterhouseCoopers LLP
31.1	*	Certification of Chief Executive Officer required by Rule 13a-14(a) or Rule 15d-14(a) of the Securities Exchange Act of 1934, as adopted pursuant to Section 302 of the Sarbanes-Oxley Act of 2002
31.2	*	Certification of Chief Financial Officer required by Rule 13a-14(a) or Rule 15d-14(a) of the Securities Exchange Act of 1934, as adopted pursuant to Section 302 of the Sarbanes-Oxley Act of 2002
32.1	*	Certification of Chief Executive Officer and Chief Financial Officer pursuant to 18 U.S.C. 1350, as adopted pursuant to Section 906 of the Sarbanes-Oxley Act of 2002
101.INS	*	Inline XBRL Instance Document - the instance document does not appear in the Interactive Data File because its XBRL tags are embedded within the Inline XBRL document.
101.SCH	*	XBRL Taxonomy Extension Schema Document
101.CAL	*	XBRL Taxonomy Extension Calculation Linkbase Document
101.DEF	*	XBRL Taxonomy Extension Definition Linkbase Document
101.LAB	*	XBRL Taxonomy Extension Label Linkbase Document
101.PRE	*	XBRL Taxonomy Extension Presentation Linkbase Document
104		Cover Page Interactive Data File - the cover page XBRL tags are embedded within the Inline XBRL document.

† Management contract or compensatory plan or arrangement.

* Filed herewith

ITEM 16. FORM 10-K SUMMARY

None

SIGNATURES

Under the requirements of Section 13 or 15(d) of the Securities Exchange Act of 1934, this report was signed on behalf of the Registrant by the authorized person named below in Radnor, Pennsylvania on the 14th day of February, 2020.

ESSENT GROUP LTD.

By: /s/ MARK A. CASALE

Name: Mark A. Casale

Title: *Chairman of the Board of Directors,
Chief Executive Officer and President*

Under the requirements of the Securities Exchange Act of 1934, this report was signed by the following persons on behalf of the Registrant and in the capacities and on the date indicated.

<u>Signature</u>	<u>Title</u>	<u>Date</u>
<u>/s/ MARK A. CASALE</u> Mark A. Casale	Chairman of the Board of Directors, Chief Executive Officer and President	February 14, 2020
<u>/s/ LAWRENCE E. MCALEE</u> Lawrence E. McAlee	Senior Vice President, Chief Financial Officer	February 14, 2020
<u>/s/ DAVID B. WEINSTOCK</u> David B. Weinstock	Vice President, Chief Accounting Officer	February 14, 2020
<u>/s/ JANE P. CHWICK</u> Jane P. Chwick	Director	February 14, 2020
<u>/s/ ADITYA DUTT</u> Aditya Dutt	Director	February 14, 2020
<u>/s/ ROBERT GLANVILLE</u> Robert Glanville	Director	February 14, 2020
<u>/s/ ANGELA HEISE</u> Angela Heise	Director	February 14, 2020
<u>/s/ ROY J. KASMAR</u> Roy J. Kasmar	Director	February 14, 2020
<u>/s/ DOUGLAS J. PAULS</u> Douglas J. Pauls	Director	February 14, 2020
<u>/s/ WILLIAM SPIEGEL</u> William Spiegel	Director	February 14, 2020



Mark A. Casale



Vijay Bhasin



Jeff Cashmer



Christopher G. Curran



Mary Lourdes Gibbons



Theodore Gray



William P. Higgins



Joseph Hissong



William D. Kaiser



Lawrence E. McAlee

EXECUTIVE OFFICERS

Mark A. Casale
Chairman and
Chief Executive Officer

Vijay Bhasin
Senior Vice President,
Chief Risk Officer

Jeff Cashmer
Senior Vice President,
Chief Business Officer

Christopher G. Curran
Senior Vice President,
Corporate Development

Mary Lourdes Gibbons
Senior Vice President,
Chief Legal Officer

Theodore Gray
Senior Vice President,
Chief Information Officer

William P. Higgins
Senior Vice President,
Strategic Initiatives

Joseph Hissong
Senior Vice President,
President, Essent Reinsurance Ltd.

William D. Kaiser
Senior Vice President,
Chief Operations Officer

Lawrence E. McAlee
Senior Vice President,
Chief Financial Officer

BOARD OF DIRECTORS

Mark A. Casale
Chairman and Chief Executive Officer
Essent Group Ltd.

Jane P. Chwick
Retired Partner and
Co-Chief Operating Officer of Technology
Goldman Sachs

Aditya Dutt
Senior Vice President
RenaissanceRe Holdings Ltd.

Robert Glanville
Senior Advisor
REG Consulting LLC

Angela Heise
Former President of Civil Group
Leidos Holdings, Inc.

Roy J. Kasmar
President
Kasmar Co. LLC

Douglas J. Pauls
Retired Chief Financial Officer
BankUnited, Inc.

William Spiegel
Deputy Executive Chairman
Randall & Quilter Investment Holdings

ESNT
LISTED
NYSE

CORPORATE OFFICES

Clarendon House
2 Church Street
Hamilton HM 11, Bermuda

INDEPENDENT REGISTERED PUBLIC ACCOUNTANT

PricewaterhouseCoopers LLP
2001 Market Street, Suite 1700
Philadelphia, PA 19103

TRANSFER AGENT & REGISTRAR

American Stock Transfer & Trust Company, LLC
6201 15th Avenue
Brooklyn, NY 11219

