

UNITED STATES
SECURITIES AND EXCHANGE COMMISSION
WASHINGTON, DC 20549

FORM 20-F

REGISTRATION STATEMENT PURSUANT TO SECTION 12(b) OR 12(g) OF THE SECURITIES EXCHANGE ACT OF 1934

OR

ANNUAL REPORT PURSUANT TO SECTION 13 OR 15(d) OF THE
SECURITIES EXCHANGE ACT OF 1934

For the fiscal year ended December 31, 2016

OR

TRANSITION REPORT PURSUANT TO SECTION 13 OR 15(d) OF THE SECURITIES
EXCHANGE ACT OF 1934

For the transition period from ____ to ____

OR

SHELL COMPANY REPORT PURSUANT TO SECTION 13 OR 15(d) OF THE
SECURITIES EXCHANGE ACT OF 1934

Date of event requiring this shell company report:

Commission file number: 001-36185

DYNAGAS LNG PARTNERS LP

(Exact name of Registrant as specified in its charter)

Republic of the Marshall Islands

(Jurisdiction of incorporation or organization)

23, Rue Basse, 98000 Monaco

(Address of principal executive offices)

Michael Gregos

23, Rue Basse, 98000 Monaco

Tel. +377 99996445

(Name, Telephone, E-mail and/or Facsimile number and Address of Company Contact Person)

Securities registered or to be registered pursuant to Section 12(b) of the Act:

Common units representing limited partnership interests
6.25% Senior Notes Due 2019
9.00% Series A Cumulative Redeemable Preferred Units

New York Stock Exchange
New York Stock Exchange
New York Stock Exchange

Title of class

Name of exchange on which registered

Securities registered or to be registered pursuant to Section 12(g) of the Act: **None**

Securities for which there is a reporting obligation pursuant to Section 15(d) of the Act: **None**

Indicate the number of outstanding shares of each of the issuer's classes of capital or common stock as of the close of the period covered by the annual report:

20,505,000 Common Units
3,000,000 9.00% Series A Cumulative Redeemable Preferred Units
14,985,000 Subordinated Units
(all of which were converted into Common Units on January 23, 2017 pursuant to the terms of our Third Amended and Restated Agreement of Limited Partnership)
35,526 General Partner Units

Indicate by check mark if the Registrant is a well-known seasoned issuer, as defined in Rule 405 of the Securities Act.

Yes

No

If this report is an annual report or transition report, indicate by check mark if the Registrant is not required to file reports pursuant to Section 13 or 15(d) of the Securities Exchange Act of 1934.

Yes

No

Indicate by check mark whether the Registrant (1) has filed all reports required to be filed by Section 13 or 15(d) of the Securities Exchange Act of 1934 during the preceding 12 months (or for such shorter period that the registrant was required to file such reports) and (2) has been subject to such filing requirements for the past 90 days.

Yes

No

Indicate by check mark whether the registrant has submitted electronically and posted on its corporate Website, if any, every Interactive Data File required to be submitted and posted pursuant to Rule 405 of Regulation S-T during the preceding 12 months

Yes

No

Indicate by check mark whether the Registrant is a large accelerated filer, an accelerated filer, a non-accelerated filer, or a smaller reporting company. See the definitions of "large accelerated filer," "accelerated filer" and "smaller reporting company" in Rule 12b-2 of the Exchange Act. (Check one):

Large accelerated filer

Accelerated filer

Non-accelerated filer

Smaller reporting company

(Do not check if a smaller reporting company)

Indicate by check mark which basis of accounting the Registrant has used to prepare the financial statements included in this filing:

U.S. GAAP

International Financial Reporting Standards as issued by the International Accounting Standards Board

Other

If "Other" has been checked in response to the previous question, indicate by check mark which financial statement item the Registrant has elected to follow.

Item 17

Item 18

If this is an annual report, indicate by check mark whether the Registrant is a shell company (as defined in Rule 12b-2 of the Exchange Act).

Yes

No

PRESENTATION OF INFORMATION IN THIS ANNUAL REPORT

This Annual Report on Form 20-F for the year ended December 31, 2016, or the Annual Report, should be read in conjunction with the consolidated financial statements and accompanying notes included in this Annual Report. Unless the context otherwise requires, references in this Annual Report to "Dynagas LNG Partners," the "Partnership," "we," "our" and "us" or similar terms refer to Dynagas LNG Partners LP and its wholly-owned subsidiaries, including Dynagas Operating LP. Dynagas Operating LP owns, directly or indirectly, a 100% interest in the entities that own the LNG carriers in our fleet that we refer to as our "Fleet". References in this Annual Report to "our General Partner" refer to Dynagas GP LLC, the general partner of Dynagas LNG Partners LP. References in this Annual Report to our "Sponsor" are to Dynagas Holding Ltd. and its subsidiaries other than us or our subsidiaries and references to our "Manager" refer to Dynagas Ltd., which is wholly owned by the chairman of our Board of Directors, Mr. Georgios Prokopiou. References in this Annual Report to the "Prokopiou Family" are to our Chairman, Mr. Georgios Prokopiou, and certain members of his family.

All references in this Annual Report to us for periods prior to our initial public offering, or IPO, on November 18, 2013 refer to our predecessor companies and their subsidiaries, which are former subsidiaries of our Sponsor that had interests in the *Clean Energy*, the *Ob River* and the *Amur River*, collectively our "Initial Fleet" or the "Sponsor Controlled Companies".

All references in this Annual Report to "Shell," "Gazprom," "Statoil," and "Yamal" refer to Royal Dutch Shell Plc (which acquired BG Group Plc, or BG Group, in February 2016), Gazprom Global LNG Limited and certain of its affiliates, Statoil ASA, and Yamal Trade Pte. Ltd., respectively, that are our current and prospective charterers.

References herein to the "Omnibus Agreement" refer to the Omnibus Agreement, as amended and as currently in effect, with our Sponsor.

The Omnibus Agreement provides us with the right to acquire from our Sponsor certain identified vessels. Our Sponsor owns, directly or indirectly, 100% of the equity interests of the entities that own these four identified LNG carriers, the *Clean Ocean*, the *Clean Planet*, the *Clean Horizon* and the *Clean Vision*, which we refer to throughout this Annual Report as the "Initial Optional Vessels." Our Sponsor also owns a minority ownership interest in five entities that own certain hulls, Hull 2421, Hull 2422, Hull 2427, Hull 2428 and Hull 2429, respectively, including the related charters or other agreements relating to the operation or ownership of such hulls (or such LNG carriers upon delivery). We refer to these hulls (or such LNG carriers upon delivery) throughout this Annual Report as the "Additional Optional Vessels," and together with the Initial Optional Vessels, as the "Optional Vessels." Pursuant to the Omnibus Agreement, we have the right but not the obligation, subject to certain terms and conditions, to acquire our Sponsor's applicable ownership interest in the Optional Vessels, which is our Sponsor's full or minority ownership interest in these vessel-owning subsidiaries.

The "Yamal LNG Project" refers to the LNG production terminal that is currently under construction on the Yamal Peninsula in Northern Russia. The completed terminal is expected to consist of three LNG trains with a total capacity of 16.5 million metric tons of LNG per year, that will require ice-class designated vessels to transport LNG from this facility, and for which certain of the vessels in our fleet, and the vessels in our Sponsor's fleet, including the Additional Optional Vessels, have been contracted. The Yamal LNG Project is a joint venture between NOVATEK (50.1%), TOTAL (20%), China National Oil & Gas Exploration and Development Corporation (CNODC) (20%) and Silk Road Fund (9.9%). Please see "Item 4. Information on the Partnership—B. Business Overview."

Unless otherwise indicated, all references to "U.S. dollars," "dollars" and "\$" in this Annual Report are to the lawful currency of the United States. We use the term "LNG" to refer to liquefied natural gas, and we use the term "cbm" to refer to cubic meters in describing the carrying capacity of our vessels.

FORWARD-LOOKING STATEMENTS

This Annual Report contains certain forward-looking statements (as such term is defined in Section 21E of the Securities Exchange Act of 1934, as amended, or the Exchange Act) concerning future events and our operations, performance and financial condition, including, in particular, the likelihood of our success in developing and expanding our business. Statements that are predictive in nature, that depend upon or refer to future events or conditions, or that include words such as "expects," "anticipates," "intends," "plans," "believes," "estimates," "projects," "forecasts," "will," "may," "potential," "should," and similar expressions are forward-looking statements. These forward-looking statements reflect management's current views only as of the date of this Annual Report and are not intended to give any assurance as to future results. As a result, unitholders are cautioned not to rely on any forward-looking statements.

Forward-looking statements appear in a number of places in this Annual Report and include statements with respect to, among other things:

- LNG market trends, including charter rates, factors affecting supply and demand, and opportunities for the profitable operations of LNG carriers;
- our anticipated growth strategies;
- the effect of a worldwide economic slowdown;
- potential turmoil in the global financial markets;
- fluctuations in currencies and interest rates;
- general market conditions, including fluctuations in charter hire rates and vessel values;
- changes in our operating expenses, including drydocking and insurance costs and bunker prices;
- forecasts of our ability to make cash distributions on the units or any increases in our cash distributions;
- our future financial condition or results of operations and our future revenues and expenses;
- the repayment of debt and settling of interest rate swaps (if any);
- our ability to make additional borrowings and to access debt and equity markets;
- planned capital expenditures and availability of capital resources to fund capital expenditures;
- our ability to maintain long-term relationships with major LNG traders;
- our ability to leverage our Sponsor's relationships and reputation in the shipping industry;
- our ability to realize the expected benefits from our vessel acquisitions;
- our ability to purchase vessels from our Sponsor and other parties in the future, including the Optional Vessels;
- our continued ability to enter into long-term time charters;
- our ability to maximize the use of our vessels, including the re-deployment or disposition of vessels no longer under long-term time charters;

future purchase prices of newbuildings and secondhand vessels and timely deliveries of such vessels;

our ability to compete successfully for future chartering opportunities and newbuilding opportunities (if any);

acceptance of a vessel by its charterer;

termination dates and extensions of charters;

the expected cost of, and our ability to comply with, governmental regulations, maritime self-regulatory organization standards, as well as standard regulations imposed by our charterers applicable to our business;

availability of skilled labor, vessel crews and management;

our anticipated incremental general and administrative expenses as a publicly traded limited partnership and our fees and expenses payable under the fleet management agreements and the administrative services agreement with our Manager;

the taxation of our Partnership and distributions to our unitholders;

estimated future maintenance and replacement capital expenditures;

our ability to retain key employees;

charterers' increasing emphasis on environmental and safety concerns;

potential liability from any pending or future litigation;

potential disruption of shipping routes due to accidents, political events, piracy or acts by terrorists;

future sales of our common units in the public market;

our business strategy and other plans and objectives for future operations; and

other factors detailed in this Annual Report and from time to time in our periodic reports.

Forward-looking statements in this Annual Report are estimates reflecting the judgment of senior management and involve known and unknown risks and uncertainties. These forward-looking statements are based upon a number of assumptions and estimates that are inherently subject to significant uncertainties and contingencies, many of which are beyond our control. Actual results may differ materially from those expressed or implied by such forward-looking statements. Accordingly, these forward-looking statements should be considered in light of various important factors, including those set forth in this Annual Report under the heading "Item 3. Key Information—D. Risk Factors."

We undertake no obligation to update any forward-looking statement to reflect events or circumstances after the date on which such statement is made or to reflect the occurrence of unanticipated events. New factors emerge from time to time, and it is not possible for us to predict all of these factors. Further, we cannot assess the effect of each such factor on our business or the extent to which any factor, or combination of factors, may cause actual results to be materially different from those contained in any forward-looking statement.

We make no prediction or statement about the performance of our units or our debt securities. The various disclosures included in this Annual Report and in our other filings made with the Securities and Exchange Commission, or the SEC, that attempt to advise interested parties of the risks and factors that may affect our business, prospects and results of operations should be carefully reviewed and considered.

TABLE OF CONTENTS

PART I.		1
ITEM 1.	IDENTITY OF DIRECTORS, SENIOR MANAGEMENT AND ADVISERS	1
ITEM 2.	OFFER STATISTICS AND EXPECTED TIMETABLE	1
ITEM 3.	KEY INFORMATION	1
ITEM 4.	INFORMATION ON THE PARTNERSHIP	39
ITEM 4A.	UNRESOLVED STAFF COMMENTS	71
ITEM 5.	OPERATING AND FINANCIAL REVIEW AND PROSPECTS	71
ITEM 6.	DIRECTORS, SENIOR MANAGEMENT AND EMPLOYEES	89
ITEM 7.	MAJOR UNITHOLDERS AND RELATED PARTY TRANSACTIONS	92
ITEM 8.	FINANCIAL INFORMATION	101
ITEM 9.	THE OFFER AND LISTING.	104
ITEM 10.	ADDITIONAL INFORMATION	106
ITEM 11.	QUANTITATIVE AND QUALITATIVE DISCLOSURES ABOUT MARKET RISK	115
ITEM 12.	DESCRIPTION OF SECURITIES OTHER THAN EQUITY SECURITIES	116
PART II		117
ITEM 13.	DEFAULTS, DIVIDEND ARREARAGES AND DELINQUENCIES	117
ITEM 14.	MATERIAL MODIFICATIONS TO THE RIGHTS OF SECURITY HOLDERS AND USE OF PROCEEDS	117
ITEM 15.	CONTROLS AND PROCEDURES	117
ITEM 16.	[RESERVED]	118
ITEM 16A.	AUDIT COMMITTEE FINANCIAL EXPERT	118
ITEM 16B.	CODE OF ETHICS	118
ITEM 16C.	PRINCIPAL ACCOUNTANT FEES AND SERVICES	118
ITEM 16D.	EXEMPTIONS FROM THE LISTING STANDARDS FOR AUDIT COMMITTEES	119
ITEM 16E.	PURCHASES OF EQUITY SECURITIES BY THE ISSUER AND AFFILIATED PURCHASERS	119
ITEM 16F.	CHANGE IN REGISTRANTS' CERTIFYING ACCOUNTANT	119
ITEM 16G.	CORPORATE GOVERNANCE	120
ITEM 16H.	MINE SAFETY DISCLOSURE	120
PART III		120
ITEM 17.	FINANCIAL STATEMENTS	120
ITEM 18.	FINANCIAL STATEMENTS	120
ITEM 19.	EXHIBITS	121

PART I.

ITEM 1. IDENTITY OF DIRECTORS, SENIOR MANAGEMENT AND ADVISERS

Not applicable.

ITEM 2. OFFER STATISTICS AND EXPECTED TIMETABLE

Not applicable.

ITEM 3. KEY INFORMATION

A. SELECTED FINANCIAL DATA

The following table presents our selected consolidated financial and operating data. For periods prior to the completion of our IPO, which occurred on November 18, 2013, our historical consolidated financial statements have been prepared according to a transaction that constitutes a reorganization of companies under common control and has been accounted for in a manner similar to a pooling of interests, as the Sponsor Controlled Companies were indirectly wholly-owned by the Prokopiou Family prior to the transfer of ownership of these companies to us. Accordingly, our financial statements have been presented, giving retroactive effect to the transaction described above, using consolidated and combined financial historical carrying costs of the assets and liabilities of Dynagas LNG Partners and the Sponsor Controlled Companies.

The following selected historical financial data as of and for each of the years ended December 31, 2016, 2015, 2014, 2013 and 2012 have been derived from our audited consolidated and combined financial statements which have been prepared in accordance with U.S. generally accepted accounting principles (U.S. GAAP). The following financial data should be read in conjunction with "Item 5. Operating and Financial Review and Prospects" and our historical consolidated financial statements and the notes thereto included elsewhere in this Annual Report.

Our financial position, results of operations and cash flows could differ from those that would have resulted if we operated autonomously or as an entity independent of our Sponsor in the periods prior to our IPO for which historical financial data are presented below, and such data may not be indicative of our future operating results or financial performance.

Year Ended December 31,

	2016	2015	2014	2013	2012
<i>(In thousands of Dollars, except for units, per unit data and TCE rates)</i>					
Statement of Income Data					
Voyage revenues	\$ 169,851	\$ 145,202	\$ 107,088	\$ 85,679	\$ 77,498
Voyage expenses- including related party (1)	(2,961)	(2,804)	(2,273)	(1,686)	(3,468)
Vessel operating expenses	(26,451)	(23,244)	(16,813)	(11,909)	(15,722)
General and administrative expenses- including related party	(1,885)	(1,805)	(1,951)	(387)	(278)
Management fees	(5,999)	(4,870)	(3,566)	(2,737)	(2,638)
Depreciation	(30,395)	(24,387)	(17,822)	(13,579)	(13,616)
Dry-docking and special survey costs	(81)	-	-	-	(2,109)
Operating income	\$ 102,079	\$ 88,092	\$ 64,663	\$ 55,381	\$ 39,667
Interest income	-	35	221	-	1
Interest and finance costs	(34,991)	(27,974)	(14,524)	(9,732)	(9,576)
Loss on derivative financial instruments	-	-	-	-	(196)
Other, net	(234)	(103)	201	(29)	(60)
Net Income	\$ 66,854	\$ 60,050	\$ 50,561	\$ 45,620	\$ 29,836
Earnings per Unit (basic and diluted):					
Common Unit (basic and diluted)	\$ 1.69	\$ 1.60	\$ 1.58	\$ 2.95	\$ 1.37
Weighted average number of units outstanding (basic and diluted):					
Common units	20,505,000	20,505,000	17,964,288	7,729,521	6,735,000
Cash distributions declared and paid per common unit	\$ 1.69	\$ 1.69	\$ 1.29(2)	\$ -	\$ -
Balance Sheet Data:					
Total current assets	\$ 60,195	\$ 25,814	\$ 14,348	\$ 7,606	\$ 8,981
Vessels, net	1,007,617	1,036,157	839,883	453,175	466,754
Total assets	1,106,676	1,108,103	887,376	488,735	476,275
Total current liabilities	53,056	51,353	33,249	14,903	398,434
Total long-term debt, including current portion, gross of deferred financing fees	722,500	688,333	575,000	219,585	380,715
Total partners' equity	367,836	367,838	297,698	257,699	75,175
Cash Flow Data:					
Net cash provided by operating activities	\$ 103,618	\$ 96,944	\$ 76,443	\$ 44,204	\$ 27,902
Net cash used in investing activities	(37,472)	(205,045)	(404,530)	-	-
Net cash provided by/ (used in) financing activities	(32,844)	120,445	334,359	(38,527)	(27,902)
Fleet Data:					
Number of vessels at the end of the year	6	6	5	3	3
Average number of vessels in operation (3)	6.0	5.0	3.8	3.0	3.0
Average age of vessels in operation at end of year (years)	6.4	5.4	5.0	6.4	5.4
Available days (4)	2,196	1,836	1,384	1,095	1,056
Time Charter Equivalent (in US dollars) (5)	\$ 75,997	\$ 77,559	\$ 75,733	\$ 76,706	\$ 70,104
Fleet utilization (6)	100%	99%	100%	100%	99.5%
Other Financial Data:					
Adjusted EBITDA (7)	\$ 139,531	\$ 113,202	\$ 84,751	\$ 64,749	\$ 55,889

- (1) Voyage expenses include commissions of 1.25% paid to our Manager and third-party ship brokers.
- (2) Includes a prorated quarterly distribution for the period beginning on November 18, 2013 and ending on December 31, 2013 that was declared on January 31, 2013 and paid on February 14, 2014. The cash distribution for the fourth quarter of 2014 of \$0.4225 per unit was approved on January 14, 2014 and paid on February 12, 2015 to all unitholders of record as of February 5, 2015.
- (3) Represents the number of vessels that constituted our Fleet for the relevant year, as measured by the sum of the number of days each vessel was a part of our Fleet during the period divided by the number of calendar days in the period.
- (4) Available days are the total number of calendar days our vessels were in our possession during a period, less the total number of scheduled off-hire days during the period associated with major repairs, or drydockings.
- (5) Time charter equivalent rates, or TCE rates, is a measure of the average daily revenue performance of a vessel. For time charters, this is calculated by dividing total voyage revenues, less any voyage expenses, by the number of Available days during that period. Under a time charter, the charterer pays substantially all of the vessel voyage related expenses. However, we may incur voyage related expenses when positioning or repositioning vessels before or after the period of a time charter, during periods of commercial waiting time or while off-hire during dry-docking or due to other unforeseen circumstances. The TCE rate is not a measure of financial performance under U.S. GAAP (non-GAAP measure), and should not be considered as an alternative to voyage revenues, the most directly comparable GAAP measure, or any other measure of financial performance presented in accordance with U.S. GAAP. However, TCE rate is standard shipping industry performance measure used primarily to compare period-to-period changes in a company's performance and assists our management in making decisions regarding the deployment and use of our vessels and in evaluating their financial performance. Our calculation of TCE rates may not be comparable to that reported by other companies. The following table reflects the calculation of our TCE rates for the periods presented (amounts in thousands of U.S. dollars, except for TCE rates, which are expressed in U.S. dollars and Available days):

Year Ended December 31,
(In thousands of Dollars, except for TCE rate data)

	2016	2015	2014	2013	2012
Voyage revenues	\$ 169,851	\$ 145,202	\$ 107,088	\$ 85,679	\$ 77,498
Voyage expenses	\$ (2,961)	\$ (2,804)	\$ (2,273)	\$ (1,686)	\$ (3,468)
Time charter equivalent revenues	\$ 166,890	\$ 142,398	\$ 104,815	\$ 83,993	\$ 74,030
Total Available days	2,196	1,836	1,384	1,095	1,056
Time charter equivalent (TCE) rate	\$ 75,997	\$ 77,559	\$ 75,733	\$ 76,706	\$ 70,104

- (6) We calculate fleet utilization by dividing the number of our revenue earning days, which are the total number of Available days of our vessels net of unscheduled off-hire days, during a period, by the number of our Available days during that period. The shipping industry uses fleet utilization to measure a company's efficiency in finding employment for its vessels and minimizing the amount of days that its vessels are offhire for reasons other than scheduled off-hires for vessel upgrades, drydockings or special or intermediate surveys.
- (7) We define Adjusted EBITDA as earnings before interest and finance costs, net of interest income, gains/losses on derivative financial instruments (if any), taxes (when incurred), depreciation and amortization (when incurred), class survey costs and significant non-recurring items. Adjusted EBITDA is used as a supplemental financial measure by management and external users of financial statements, such as investors, to assess our operating performance. We believe that Adjusted EBITDA assists our management and investors by providing useful information that increases the comparability of our performance operating from period to period and against the operating performance of other companies in our industry that provide Adjusted EBITDA information. This increased comparability is achieved by excluding the potentially disparate effects between periods or companies of interest, other financial items, depreciation and amortization and taxes, which items are affected by various and possibly changing financing methods, capital structure and historical cost basis and which items may significantly affect net income between periods. We believe that including Adjusted EBITDA as a measure of operating performance benefits investors in (a) selecting between investing in us and other investment alternatives and (b) monitoring our ongoing financial and operational strength in assessing whether to continue to hold common units.
- Adjusted EBITDA is not a measure of financial performance under U.S. GAAP, does not represent and should not be considered as an alternative to net income, operating income, cash flow from operating activities or any other measure of financial performance presented in accordance with U.S. GAAP. Adjusted EBITDA excludes some, but not all, items that affect net income and these measures may vary among other companies. Therefore, Adjusted EBITDA as presented below may not be comparable to similarly titled measures of other companies. The following table reconciles Adjusted EBITDA to net income, the most directly comparable U.S. GAAP financial measure, for the periods presented:

(In thousands of U.S. dollars)

Reconciliation to Net Income

	Year Ended December 31,				
	2016	2015	2014	2013	2012
Net Income	\$ 66,854	\$ 60,050	\$ 50,561	\$ 45,620	\$ 29,836
Net interest and finance costs ⁽¹⁾	34,991	27,939	14,303	9,732	9,771
Depreciation	30,395	24,387	17,822	13,579	13,616
Class survey costs	81	-	-	-	2,109
Amortization of fair value of acquired time charter	7,268	218	-	-	-
Charter hire amortization and other non-cash revenue adjustments	(58)	608	2,065	(4,182)	2,666
Adjusted EBITDA	\$ 139,531	\$ 113,202	\$ 84,751	\$ 64,749	\$ 57,998

⁽¹⁾ Includes interest and finance costs, net of interest income, and (gain)/ loss on derivative instruments, if any.

B. CAPITALIZATION AND INDEBTEDNESS

Not applicable.

C. REASONS FOR THE OFFER AND USE OF PROCEEDS

Not applicable.

D. RISK FACTORS

The following risks relate principally to the industry in which we operate and to our business in general. Other risks relate principally to the securities market and ownership of our securities, including our common units, our 9.00% Series A Cumulative Redeemable Preferred Units, or our Series A Preferred Units and our 6.25% Notes due October 30, 2019, or our 2019 Notes. The occurrence of any of the events described in this section could significantly and negatively affect our business, financial condition, operating results or cash available for distribution on our units and required payments on our 2019 Notes, and the trading price of our securities.

Risks Relating to our Partnership

Our Fleet consists of only six LNG carriers. Any limitation in the availability or operation of these vessels could have a material adverse effect on our business, results of operations and financial condition and could significantly reduce or eliminate our ability to pay distributions on our common units or preferred units.

Our Fleet consists of only six LNG carriers. If any of our vessels is unable to generate revenues as a result of off-hire time, early termination of the time charter in effect or otherwise, our business, results of operations financial condition and ability to make quarterly and other distributions to our common and preferred unitholders could be materially adversely affected.

We currently derive all our revenue and cash flow from three charterers and the loss of any of these charterers could cause us to suffer losses or otherwise adversely affect our business.

We currently derive all of our revenue and cash flow from three charterers, Shell (which acquired BG Group in February 2016), Gazprom and Statoil. For the year ended December 31, 2016, Shell accounted for 18%, Gazprom accounted for 66% and Statoil accounted for 16% of our total revenue. All of the charters for our Fleet have fixed terms, but may be terminated early due to certain events, such as a charterer's failure to make charter payments to us because of financial inability, disagreements with us or otherwise. The ability of each of our counterparties to perform its obligations under a charter with us will depend on a number of factors that are beyond our control and may include, among other things, general economic conditions, the condition of the LNG shipping industry, prevailing prices for natural gas and the overall financial condition of the counterparty. Should a counterparty fail to honor its obligations under an agreement with us, we may be unable to realize revenue under that charter and could sustain losses, which could have a material adverse effect on our business, financial condition, results of operations and ability to pay distributions to our unitholders.

In addition, a charterer may exercise its right to terminate its charter if, among other things:

- the vessel suffers a total loss or is damaged beyond repair;
- we default on our obligations under the charter, including prolonged periods of vessel off-hire;
- war or hostilities significantly disrupt the free trade of the vessel;
- the vessel is requisitioned by any governmental authority; or
- a prolonged force majeure event occurs, such as war or political unrest, which prevents the chartering of the vessel.

In addition, the charter payments we receive may be reduced if the vessel does not perform according to certain contractual specifications. For example, charter hire may be reduced if the average vessel speed falls below the speed we have guaranteed or if the amount of fuel consumed to power the vessel exceeds the guaranteed amount.

Furthermore, in depressed market conditions, our charterers may no longer need a vessel that is then under charter or may be able to obtain a comparable vessel at lower rates. As a result, charterers may seek to renegotiate the terms of their existing charter agreements or avoid their obligations under those contracts. If our charterers fail to meet their obligations to us or attempt to renegotiate our charter agreements, it may be difficult to secure substitute employment for such vessel, and any new charter arrangements we secure may be at lower rates.

If any of our charters is terminated, we may be unable to re-deploy the related vessel on terms as favorable to us as our current charters, or at all. If we are unable to re-deploy a vessel for which the charter has been terminated, we will not receive any revenues from that vessel, and we may be required to pay ongoing expenses necessary to maintain the vessel in proper operating condition. Any of these factors may decrease our revenue and cash flows. Further, the loss of any of our charterers, charters or vessels, or a decline in charter hire under any of our charters, could have a material adverse effect on our business, results of operations, financial condition and ability to make minimum quarterly distributions and other distributions to our unitholders.

We are subject to certain risks with respect to our contractual counterparties, and failure of such counterparties to perform their obligations under such contracts could cause us to sustain significant losses, which could have a material adverse effect on our business, financial condition, results of operations and cash flows.

We have entered into, and may enter in the future, contracts, charters, newbuilding and conversion contracts with shipyards, debt agreements with financial institutions and other counterparts, interest rate swaps, foreign currency swaps, equity swaps and other agreements. Such agreements subject us to counterparty risks. The ability of each of our counterparties to perform its obligations under a contract with us will depend on a number of factors that are beyond our control and may include, among other things, general economic conditions and the overall financial condition of the counterparty. Should a counterparty fail to honor its obligations under agreements with us, we could sustain significant losses, which could have a material adverse effect on our business, financial condition, results of operations and cash flows. Please also see "—We currently derive all our revenue and cash flow from three charterers and the loss of any of these charterers could cause us to suffer losses or otherwise adversely affect our business."

We may not have sufficient cash from operations following the establishment of cash reserves and payment of fees and expenses to enable us to pay distributions on our common units and our Series A Preferred Units.

Our Board of Directors makes determinations regarding the payment of distributions in its sole discretion and in accordance with our Partnership Agreement and applicable law, and there is no guarantee that we will continue to make distributions to our unitholders in the future. In addition, the markets in which we operate our vessels are volatile and we cannot predict with certainty the amount of cash, if any, that will be available for distribution in any period. We may not have sufficient cash from operations to pay at least the minimum quarterly distribution of \$0.365 per unit on our common units. The amount of cash we can distribute on our common and preferred units principally depends upon the amount of cash we generate from our operations, which may fluctuate from quarter to quarter based on the risks described in this section, including, among other things:

- the rates we obtain from our charters;
- the level of our operating costs, such as the cost of crews and insurance;
- the continued availability of natural gas production;
- demand for LNG;
- supply of LNG carriers;
- prevailing global and regional economic and political conditions;
- currency exchange rate fluctuations; and
- the effect of governmental regulations and maritime self-regulatory organization standards on the conduct of our business.

In addition, the actual amount of cash available for distribution to our unitholders will depend on other factors, including:

- the level of capital expenditures we make, including for maintaining or replacing vessels, building new vessels, acquiring secondhand vessels and complying with regulations;
- the number of unscheduled off-hire days for our Fleet and the timing of, and number of days required for, scheduled drydocking of our vessels;
- our debt service requirements and restrictions on distributions contained in our debt instruments;
- the level of debt we will incur to fund future acquisitions, including the Optional Vessels that we have the right (but not the obligation) to acquire from our Sponsor, pursuant to the terms and subject to the conditions of the Omnibus Agreement (defined below). See "Item 7. Major Unitholders and Related Party Transactions—B. Related Party Transactions";
- fluctuations in interest rates;
- fluctuations in our working capital needs;
- variable tax rates;
- our ability to make, and the level of, working capital borrowings;
- the performance of our subsidiaries and their ability to distribute cash to us; and
- the amount of any cash reserves established by our Board of Directors.

The amount of cash we generate from our operations may differ materially from our profit or loss for the period, which will be affected by non-cash items. We may also incur expenses or liabilities or be subject to other circumstances in the future that reduce or eliminate the amount of cash that we have available for distributions. As a result of this and the other factors mentioned above, we may make cash distributions during periods when we record losses and may not make cash distributions during periods when we record earnings.

Our future growth depends on our ability to expand relationships with our existing charterers, establish relationships with new charterers and obtain new time charter contracts, for which we will face substantial competition from established companies with significant resources and potential new entrants.

Although we have secured an estimated contractual backlog of \$1.6 billion for the vessels in our Fleet as of the date of this Annual Report, we will seek to enter into additional multi-year time charter contracts upon the expiration or early termination of our existing charter arrangements, and we may also seek to enter into additional multi-year time charter contracts in connection with an expansion of our Fleet. The process of obtaining multi-year charters for LNG carriers is highly competitive and generally involves an intensive screening procedure and competitive bids, which often extends for several months. We believe LNG carrier time charters are awarded based upon a variety of factors relating to the ship and the ship operator, including:

- size, age, technical specifications and condition of the ship;
- efficiency of ship operation;
- LNG shipping experience and quality of ship operations;
- shipping industry relationships and reputation for customer service;
- technical ability and reputation for operation of highly specialized ships;
- quality and experience of officers and crew;
- safety record;
- the ability to finance ships at competitive rates and financial stability generally;
- relationships with shipyards and the ability to get suitable berths;
- construction management experience, including the ability to obtain on-time delivery of new ships according to customer specifications; and
- competitiveness of the bid in terms of overall price.

We expect substantial competition for providing marine transportation services for potential LNG projects from a number of experienced companies, including other independent ship owners as well as state-sponsored entities and major energy companies that own and operate LNG carriers and may compete with independent owners by using their fleets to carry LNG for third-parties. Some of these competitors have significantly greater financial resources and larger fleets than we have. A number of marine transportation companies—including companies with strong reputations and extensive resources and experience—have entered the LNG transportation market in recent years, and there are other ship owners and managers who may also attempt to participate in the LNG market in the future. This increased competition may cause greater price competition for time charters. As a result of these factors, we may be unable to expand our relationships with existing charterers or to obtain new time charter contracts on a profitable basis, if at all, which could have a material adverse effect on our business, financial condition, results of operations and cash flows, including cash available for distributions to our unitholders.

We will be required to make substantial capital expenditures to expand the size of our Fleet. Depending on whether we finance our expenditures through cash from operations or by issuing debt or equity securities, or by financing or re-financing our existing vessels, our ability to make cash distributions may be diminished, our financial leverage could increase or our unitholders could be diluted.

From time to time in the future, consistent with our growth strategy, we may acquire additional vessels, including the Optional Vessels (as defined herein), from our Sponsor and other entities. We will be required to make substantial capital expenditures to expand the size of our Fleet and we may be required to make significant payments to retrofit our existing LNG carriers to comply with new regulations or to satisfy the requirements of our customers. If we choose to purchase any other LNG carriers, we plan to finance the cost either through cash from operations, borrowings under debt facilities or other debt or equity financings.

Use of cash from operations to expand our Fleet will reduce cash available for distribution to unitholders. Our ability to obtain bank or other financing or to access the capital markets may be limited by our financial condition at the time of any such financing or offering as well as by adverse market conditions resulting from, among other things, general economic conditions, changes in the LNG industry and contingencies and uncertainties that are beyond our control. Our failure to obtain the funds for future capital expenditures could have a material adverse effect on our business, results of operations and financial condition and on our ability to make cash distributions. Even if we are successful in obtaining necessary funds, the terms of any debt or equity financings could limit our ability to pay cash distributions to unitholders. In addition, incurring additional debt may significantly increase our interest expense and financial leverage, and issuing additional equity securities may result in significant unitholder dilution and would increase the aggregate amount of cash required to pay the minimum quarterly distribution to unitholders, which could have a material adverse effect on our ability to make cash distributions.

We may be unable to make or realize expected benefits from acquisitions, which could have an adverse effect on our expected plans for growth.

Any acquisition of a vessel or business may not be profitable to us at or after the time we acquire it and may not generate cash flow sufficient to justify our investment. In addition, our acquisition growth strategy exposes us to risks that may harm our business, financial condition and operating results, including risks that we may:

fail to realize anticipated benefits, such as new customer relationships, cost-savings or cash flow enhancements;

be unable to hire, train or retain qualified shore and seafaring personnel to manage and operate our growing business and fleet;

decrease our liquidity by using a significant portion of our available cash or borrowing capacity to finance acquisitions;

significantly increase our interest expense or financial leverage if we incur additional debt to finance acquisitions;

incur or assume unanticipated liabilities, losses or costs associated with the business or vessels acquired; or

incur other significant charges, such as impairment of intangible assets, asset devaluation or restructuring charges.

If we acquire secondhand vessels, as opposed to newbuildings, we may be exposed to additional risks. Unlike newbuildings, secondhand vessels typically do not carry warranties as to their condition. While we generally inspect secondhand vessels prior to purchase, such an inspection would normally not provide us with as much knowledge of a vessel's condition as we would possess if it had been built for us and operated by us during its life. Repairs and maintenance costs for secondhand vessels are difficult to predict and may be substantially higher than for vessels we have operated since they were built. These costs could decrease our cash flow and reduce our liquidity and could have an adverse effect on our expected plans for growth.

We may be subject to certain risks with respect to our acquisition, or potential acquisition, of our Sponsor's ownership interest in the Additional Optional Vessels.

If we acquire any or all of our Sponsor's ownership interest in the Additional Optional Vessels pursuant to the terms and subject to the conditions of the Omnibus Agreement it is expected that we will own such vessels jointly with Sinotrans Shipping LNG Limited, or Sinotrans, and China LNG Shipping (Holdings) Limited, or China LNG Shipping, and we will become party to the shareholders' agreement which governs this joint venture relationship. We will not own a majority of the ownership interests in the entities that own the Additional Optional Vessels and, as such, we may not be able to exercise control over such entities or the Additional Optional Vessels. In addition, while we expect that the vessel owning entities will distribute all of their available cash to us and their other holders, we cannot guarantee whether such entities will do so, if at all.

Furthermore, the Additional Optional Vessels are being constructed with highly specialized technical specifications to meet the requirements for the Yamal LNG Project and will have limited redeployment prospects to operate as conventional trading LNG carriers if the Yamal LNG Project is abandoned or cancelled or the Yamal charters do not eventually materialize for any reason outside our control. To the extent these vessels are no longer employed under the Yamal LNG Project, we may lose our option to purchase our Sponsor's ownership interest in these vessels under the Omnibus Agreement, and further, if such contracts are terminated after we have acquired such ownership interest, we may be unable to re-charter or sell these vessels without making significant capital expenditures to reformat these vessels for trading in other markets. The occurrence of any of these events could have a material adverse effect on our business, financial condition, results of operations and cash flows, and ability distribute cash to our unitholders.

The amount of our debt could limit our liquidity and flexibility in obtaining additional financing and in pursuing other business opportunities.

As of December 31, 2016, we had total outstanding long-term debt of \$722.5 million consisting of amounts outstanding under our \$340.0 million senior secured revolving credit facility that matures in March 2021, or our \$340 Million Senior Credit Facility, our \$200 million senior secured term loan facility that matures in December 2020, or our \$200 Million Term Loan Facility, and our 2019 Notes. In addition, we have the ability to borrow an additional \$30 million under our interest free \$30 million revolving credit facility with our Sponsor, or the \$30 Million Revolving Credit Facility. We expect that a large portion of our cash flow from operations will be used to repay the principal and interest on our outstanding indebtedness.

Our current indebtedness and future indebtedness that we may incur could affect our future operations, as a portion of our cash flow from operations will be dedicated to the payment of interest and principal on such debt and will not be available for other purposes. Covenants contained in our debt agreements may affect our flexibility in planning for, and reacting to, changes in our business or economic conditions, limit our ability to dispose of assets or place restrictions on the use of proceeds from such dispositions, withstand current or future economic or industry downturns and compete with others in our industry for strategic opportunities, and limit our ability to obtain additional financing for working capital, capital expenditures, acquisitions, general corporate and other purposes and our ability to make distributions to our unitholders.

Our ability to service our debt will depend upon, among other things, our future financial and operating performance, which will be affected by prevailing economic conditions and financial, business, regulatory and other factors, some of which are beyond our control. If our operating results are not sufficient to service our current or future indebtedness, we will be forced to take actions such as reducing or eliminating distributions to our unitholders, reducing or delaying our business activities, acquisitions, investments or capital expenditures, selling assets, restructuring or refinancing our debt, or seeking additional equity capital or bankruptcy protection. We may not be able to effect any of these remedies on satisfactory terms, or at all.

We may be unable to comply with covenants in our debt agreements or any future financial obligations that impose operating and financial restrictions on us.

Certain of our existing and future debt agreements, which may be secured by mortgages on our vessels, impose and will impose certain operating and financial restrictions on us, mainly to ensure that the market value of the mortgaged vessel under the applicable credit facility does not fall below a certain percentage of the outstanding amount of the debt agreement, which we refer to as the asset coverage ratio. In addition, certain of our debt agreements require us to satisfy certain other financial covenants, including maintenance of minimum cash liquidity levels, minimum EBITDA to interest expense, minimum net worth, limitation on total borrowings and market value adjusted leverage.

The operating restrictions contained in our existing and future debt agreements may prohibit or otherwise limit our ability to, among other things:

obtain additional financing, if necessary, for working capital, capital expenditures, acquisitions or other purposes on favorable terms, or at all;

make distributions to unitholders when an event of default exists, as applicable;

incur additional indebtedness, create liens or issue guarantees;

charter our vessels or change the terms of our existing charter agreements;

sell, transfer or lease our assets or vessels or the shares of our vessel-owning subsidiaries;

make investments and capital expenditures;

reduce our partners' capital; and

undergo a change in ownership or Manager.

Therefore, we may need to seek permission from our lenders in order to engage in some actions. Our lenders' interests may be different from ours and we may not be able to obtain our lenders' permission when needed. This may limit our ability to pay distributions, including the minimum quarterly distributions on our common units and quarterly distributions on our Series A Preferred Units, finance our future operations or capital requirements, make acquisitions or pursue business opportunities.

In addition, our secured credit facilities require us to maintain specified financial ratios and to satisfy financial covenants, including ratios and covenants based on the market value of the vessels in our fleet. Should our charter rates or vessel values materially decline in the future, we may seek to obtain waivers or amendments from our lenders with respect to such financial ratios and covenants, or we may be required to take action to reduce our debt or to act in a manner contrary to our business objectives to meet any such financial ratios and satisfy any such financial covenants. Events beyond our control, including changes in the economic and business conditions in the shipping markets in which we operate, may affect our ability to comply with these covenants. We cannot assure you that we will meet these ratios or satisfy these covenants or that our lenders will waive any failure to do so or amend these requirements. A breach of any of the covenants in, or our inability to maintain the required financial ratios under, our credit facilities would prevent us from borrowing additional money under our credit facilities and could result in a default under our credit facilities. If a default occurs under our credit facilities, the lenders could elect to declare the outstanding debt, together with accrued interest and other fees, to be immediately due and payable and foreclose on the collateral securing that debt, which could constitute a part, all, or substantially all of our assets. Moreover, in connection with any waivers or amendments to our credit facilities that we may obtain, our lenders may impose additional operating and financial restrictions on us or modify the terms of our existing credit facilities. These restrictions may further restrict our ability to, among other things, make distributions to our unitholders repurchase our securities, make capital expenditures, or incur additional indebtedness.

A violation of any of the provisions contained in our existing or future debt agreements may constitute an event of default under such debt agreement, which, unless cured or waived or modified by our lenders, provides our lenders with the right to, among other things, require us to post additional collateral, enhance our equity and liquidity, increase our interest payments, pay down our indebtedness to a level where we are in compliance with our loan covenants, sell vessels in our Fleet, reclassify our indebtedness as current liabilities and accelerate our indebtedness and foreclose their liens on our vessels and the other assets securing the credit facilities, which would impair our ability to continue to conduct our business.

See "Item 5. Operating and Financial Review and Prospects—B. Liquidity and Capital Resources."

Our Sponsor may be unable to service its debt requirements and comply with the provisions contained in the credit agreements secured by the Optional Vessels. If our Sponsor fails to perform its obligations under its debt agreements or any other agreement relating to the Optional Vessels, our business and expected plans for growth may be materially affected.

Our Sponsor may be unable to fulfill its obligations under its debt and other agreements that are secured by or relate to the Optional Vessels. Failure on behalf of our Sponsor to perform its obligations under its debt, including paying scheduled installments and complying with certain covenants, may constitute an event of default under these secured loan agreements. If an event of default occurs under these loan agreements, our Sponsor's lenders could accelerate the outstanding loans and declare all amounts borrowed due and payable. In this case, if our Sponsor is unable to obtain a waiver or amendment or does not otherwise have enough cash on hand to repay the outstanding borrowings, its lenders may, among other things, foreclose their liens on the Optional Vessels. In addition, if our Sponsor fails to perform its obligations under other agreements governing the Optional vessels, we might not be able to take delivery of such Optional Vessels at all. In these cases, we may not be able to exercise our rights under the Omnibus Agreement to acquire the Optional Vessels, which would likely have a material adverse effect on our business and our expected plans for growth.

In addition, since our Sponsor is a private company and there is little or no publicly available information about it, we or an investor could have little advance warning of potential financial or other problems that might affect our Sponsor that could have a material adverse effect on us.

We are dependent on our affiliated Manager for the management of our Fleet and for the provision of executive management and financial support services.

We have entered into management agreements, or the Management Agreements, with our affiliated Manager for the commercial and technical management of our Fleet, including crewing, maintenance and repair. The loss of our Manager's services or its failure to perform its obligations to us could materially and adversely affect the results of our operations. In addition, our Manager provides us with significant management, administrative, executive, financial and other support services. Our operational success and ability to execute our growth strategy will depend significantly upon the satisfactory performance of these services. Our business will be harmed if our Manager fails to perform these services satisfactorily, if they cancel their agreements with us or if they stop providing these services to us.

The control of our General Partner may be transferred to a third-party without unitholder consent.

Our General Partner may transfer its General Partner interest to a third-party in a merger or in a sale of all or substantially all of its assets without the consent of the unitholders. In addition, our Partnership Agreement does not restrict the ability of the members of our General Partner from transferring their respective membership interests in our General Partner to a third-party.

Our General Partner's affiliates, including our Sponsor, may compete with us.

Our Partnership Agreement provides that our General Partner will be restricted from engaging in any business activities other than acting as our General Partner and those activities incidental to its ownership of interests in us. In addition, our Partnership Agreement provides that our General Partner, for so long as it is General Partner of our Partnership, will cause its affiliates not to engage in, by acquisition or otherwise, the businesses described above.

Similarly, pursuant to the Omnibus Agreement with our Sponsor and our General Partner, our Sponsor and its affiliates (other than us, and our subsidiaries) generally have agreed, for the term of the Omnibus Agreement, not to acquire, own, operate or contract for any LNG carriers acquired or placed under contracts with an initial term of four or more years. The Omnibus Agreement, however, contains significant exceptions which include, among other things, the owning and operating of the Optional Vessels that may allow our Sponsor or any of its affiliates to compete with us, which could harm our business. Our Sponsor and its affiliates may compete with us, subject to the restrictions contained in the Omnibus Agreement, and could own and operate LNG carriers under charters of four years or more that may compete with our vessels if we do not acquire such vessels when they are offered to us pursuant to the terms of the Omnibus Agreement. See "Item 7. Major Unitholders and Related Party Transactions—B. Related Party Transactions."

Mr. Tony Lauritzen, our Chief Executive Officer, Mr. Michael Gregos, our Chief Financial Officer, and certain other officers do not devote all of their time to our business, which may hinder our ability to operate successfully.

Mr. Tony Lauritzen, our Chief Executive Officer, Mr. Michael Gregos, our Chief Financial Officer, and certain other officers who perform executive officer functions for us, are not required to work full-time on our affairs and are involved in other business activities with our Sponsor and its affiliates, which may result in their spending less time than is appropriate or necessary to manage our business successfully. Based solely on the anticipated relative sizes of our Fleet and the fleet owned by our Sponsor and its affiliates over the next twelve months, we estimate that Mr. Lauritzen, Mr. Gregos, and certain other officers may spend a substantial portion of their monthly business time on our business activities and their remaining time on the business of our Sponsor and its affiliates. However, the actual allocation of time could vary significantly from time to time depending on various circumstances and needs of the businesses, such as the relative levels of strategic activities of the businesses. As a result, there could be material competition for the time and effort of our officers who also provide services to our General Partner's affiliates, which could have a material adverse effect on our business, financial condition, results of operations and cash flows.

Unitholders have limited voting rights, and our Partnership Agreement restricts the voting rights of our unitholders that own more than 4.9% of our common units.

Unlike the holders of common stock in a corporation, holders of common units have only limited voting rights on matters affecting our business. We hold a meeting of the limited partners every year to elect one or more members of our Board of Directors that are eligible for reelection and to vote on any other matters that are properly brought before the meeting. Common unitholders are entitled to elect only three of the five members of our Board of Directors. The elected directors will be elected on a staggered basis and will serve for three year terms. Our General Partner has the right to appoint the remaining two directors and set the terms for which those directors will serve. The Partnership Agreement also contains provisions limiting the ability of unitholders to call meetings or to acquire information about our operations, as well as other provisions limiting the unitholders' ability to influence the manner or direction of management. Unitholders have no right to elect our General Partner, and our General Partner may not be removed except by a vote of the holders of at least 66 2/3% of the outstanding common units, including any units owned by our General Partner, our Sponsor and their respective affiliates, voting together as a single class.

Our Partnership Agreement further restricts unitholders' voting rights by providing that if any person or group owns beneficially more than 4.9% of any class of units then outstanding, any such units owned by that person or group in excess of 4.9% may not be voted on any matter and will not be considered to be outstanding when sending notices of a meeting of unitholders, calculating required votes (except for purposes of nominating a person for election to our board), determining the presence of a quorum or for other similar purposes under our Partnership Agreement, unless required by law. The voting rights of any such unitholders in excess of 4.9% will effectively be redistributed *pro rata* among the other common unitholders holding less than 4.9% of the voting power of all classes of units entitled to vote. Our General Partner, its affiliates, including our Sponsor, and persons who acquired common units with the prior approval of our Board of Directors will not be subject to this 4.9% limitation except with respect to voting their common units in the election of the elected directors.

Our Partnership Agreement limits the duties our General Partner and our directors and officers may have to our unitholders and restricts the remedies available to unitholders for actions taken by our General Partner or our directors and officers.

Our Partnership Agreement provides that our Board of Directors has the authority to oversee and direct our operations, management and policies on an exclusive basis. The Marshall Islands Revised Limited Partnership Act, or the Partnership Act, states that a member or manager's "duties and liabilities may be expanded or restricted by provisions in the Partnership Agreement." As permitted by the Partnership Act, our Partnership Agreement contains provisions that reduce the standards to which our General Partner and our directors and our officers may otherwise be held by Marshall Islands law. For example, our Partnership Agreement:

provides that our General Partner may make determinations or take or decline to take actions without regard to our or our unitholders' interests. Our General Partner may consider only the interests and factors that it desires, and it has no duty or obligation to give any consideration to any interest of, or factors affecting us, our affiliates or our unitholders. Decisions made by our General Partner will be made by its sole owner. Specifically, our General Partner may decide to exercise its right to make a determination to receive common units in exchange for resetting the target distribution levels related to the incentive distribution rights, call right, pre-emptive rights or registration rights, consent or withhold consent to any merger or consolidation of the Partnership, appoint certain of our directors or vote for the election of any director, vote or refrain from voting on amendments to our Partnership Agreement that require a vote of the outstanding units, voluntarily withdraw from the Partnership, transfer (to the extent permitted under our Partnership Agreement) or refrain from transferring its units, the general partner interest or incentive distribution rights or vote upon the dissolution of the Partnership;

provides that our directors and officers are entitled to make other decisions in "good faith," meaning they reasonably believe that the decision is in our best interests;

generally provides that affiliated transactions and resolutions of conflicts of interest not approved by our conflicts committee of our Board of Directors and not involving a vote of unitholders must be on terms no less favorable to us than those generally being provided to or available from unrelated third-parties or be "fair and reasonable" to us and that, in determining whether a transaction or resolution is "fair and reasonable," our Board of Directors may consider the totality of the relationships between the parties involved, including other transactions that may be particularly advantageous or beneficial to us; and

provides that neither our General Partner nor our officers or our directors will be liable for monetary damages to us, our members or assignees for any acts or omissions unless there has been a final and non-appealable judgment entered by a court of competent jurisdiction determining that our General Partner, our directors or officers or those other persons engaged in actual fraud or willful misconduct.

In order to become a member of our Partnership, a common unitholder is required to agree to be bound by the provisions in the Partnership Agreement, including the provisions discussed above.

Fees and cost reimbursements, which our Manager will determine for services provided to us, will be substantial, will be payable regardless of our profitability and will reduce our cash available for distribution to our unitholders.

Our Manager, which is wholly-owned by Mr. Georgios Prokopiou, is responsible for the commercial and technical management of the vessels in our Fleet pursuant to the Management Agreements. We currently pay our Manager a fee of \$2,814 per day for each vessel for providing our ship owning subsidiaries with technical, commercial, insurance, accounting, financing, provisions, crewing and bunkering services. In addition we pay our Manager a commercial management fee equal to 1.25% of the gross charter hire and the ballast bonus, which is the amount paid to the shipowner as compensation for all or part of the cost of positioning the vessel to the port where the vessel will be delivered to the charterer. We incurred an aggregate expense of approximately \$8.2 million in connection with the commercial and technical management of our Fleet for the year ended December 31, 2016.

The management fee increases by 3% annually unless otherwise agreed, between us, with approval of our conflicts committee, and our Manager. The management fees payable for the vessels may be further increased if our Manager has incurred material unforeseen costs of providing the management services, by an amount to be agreed between us and our Manager, which amount will be reviewed and approved by our conflicts committee.

We have further entered into an executive services agreement, or the Executive Services Agreement, with our Manager, pursuant to which our Manager provides us with the services of our executive officers, who report directly to our Board of Directors. Under the Executive Services Agreement, our Manager is entitled to an executive services fee of €538,000 per annum, for the initial five year term, which expires in November 2018, payable in equal monthly installments. After the expiration of the firm period, the Executive Services Agreement will automatically be renewed for successive five year terms unless terminated earlier. As of December 31, 2016, we incurred approximately \$0.6 million in connection with this agreement.

Pursuant to an administrative services agreement, or the Administrative Services Agreement, our Manager also provides us with certain administrative and support services for which we currently pay a monthly fee of \$10,000, plus all related costs and expenses. As of December 31, 2016, we incurred \$0.1 million in connection with this agreement.

For a description of our Management Agreements, Executive Services Agreement and Administrative Services Agreement, see "Item 7. Major Unitholders and Related Party Transactions—B. Related Party Transactions." The fees and expenses payable pursuant to the Management Agreements, Executive Services Agreement and the Administrative Services Agreement will be payable without regard to our financial condition or results of operations. The payment of such fees could adversely affect our ability to pay cash distributions to our unitholders.

Our Partnership Agreement contains provisions that may have the effect of discouraging a person or group from attempting to remove our current management or our General Partner and even if public unitholders are dissatisfied, they will be unable to remove our General Partner without our Sponsor's consent, unless our Sponsor's ownership interest in us is decreased; all of which could diminish the trading price of our common units.

Our Partnership Agreement contains provisions that may have the effect of discouraging a person or group from attempting to remove our current management or our General Partner.

The unitholders are unable to remove our General Partner without its consent because our General Partner and its affiliates, including our Sponsor, own sufficient units to be able to prevent its removal. The vote of the holders of at least 66 2/3% of all outstanding common units voting together as a single class is required to remove our General Partner. Our Sponsor currently owns 15,595,000 of our common units, representing approximately 43.9% of the outstanding common units.

Common unitholders are entitled to elect only three of the five members of our Board of Directors. Our General Partner in its sole discretion appoints the remaining two directors.

Election of the three directors elected by unitholders is staggered, meaning that the members of only one of three classes of our elected directors are selected each year. In addition, the two directors appointed by our General Partner serve until a successor is duly appointed by the General Partner.

Our Partnership Agreement contains provisions limiting the ability of unitholders to call meetings of unitholders, to nominate directors and to acquire information about our operations as well as other provisions limiting the unitholders' ability to influence the manner or direction of management.

Unitholders' voting rights are further restricted by the Partnership Agreement provision providing that if any person or group owns beneficially more than 4.9% of any class of units then outstanding, any such units owned by that person or group in excess of 4.9% may not be voted on any matter and will not be considered to be outstanding when sending notices of a meeting of unitholders, calculating required votes (except for purposes of nominating a person for election to our board), determining the presence of a quorum or for other similar purposes under our Partnership Agreement, unless required by law. The voting rights of any such unitholders in excess of 4.9% will effectively be redistributed *pro rata* among the other common unitholders holding less than 4.9% of the voting power of all classes of units entitled to vote. Our General Partner, its affiliates and persons who acquired common units with the prior approval of our Board of Directors are not subject to this 4.9% limitation except with respect to voting their common units in the election of the elected directors.

There are no restrictions in our Partnership Agreement on our ability to issue additional equity securities.

The effect of these provisions may be to diminish the price at which the common units will trade.

You may not have limited liability if a court finds that unitholder action constitutes control of our business.

As a limited partner in a partnership organized under the laws of the Marshall Islands, you could be held liable for our obligations to the same extent as a General Partner if you participate in the "control" of our business. Our General Partner generally has unlimited liability for the obligations of the Partnership, such as its debts and environmental liabilities, except for those contractual obligations of the Partnership that are expressly made without recourse to our General Partner. In addition, the limitations on the liability of holders of limited partner interests for the obligations of a limited partnership have not been clearly established in some jurisdictions in which we do business.

We can borrow money to pay distributions, which would reduce the amount of credit available to operate our business.

Our Partnership Agreement allows us to make working capital borrowings to pay distributions. Accordingly, if we have available borrowing capacity, we can make distributions on all our units even though cash generated by our operations may not be sufficient to pay such distributions. Any working capital borrowings by us to make distributions will reduce the amount of working capital borrowings we can make for operating our business. For more information, see "Item 5. Operating and Financial Review and Prospects."

We depend on our Manager to assist us in operating and expanding our business.

We subcontract the commercial and technical management of our Fleet, including crewing, maintenance and repair, to our Manager; the loss of our Manager's services or its failure to perform its obligations to us could materially and adversely affect the results of our operations.

Our operational success and ability to execute our growth strategy depends significantly upon the satisfactory performance of these services. Our business will be harmed if our service providers fail to perform these services satisfactorily, if they cancel their agreements with us or if they stop providing these services to us.

Our ability to enter into new charters and expand our customer relationships depends largely on our ability to leverage our relationship with our Manager and its reputation and relationships in the shipping industry. If our Manager suffers material damage to its reputation or relationships, it may harm our ability to:

- renew existing charters upon their expiration;
- obtain new charters;
- successfully interact with shipyards;
- obtain financing on commercially acceptable terms;
- maintain access to capital under the Sponsor credit facility; or
- maintain satisfactory relationships with suppliers and other third-parties.

Our current time charters and certain of our debt agreements prevent us from changing our Manager.

Our ability to change our Manager with another affiliated or third-party Manager, is prohibited by provisions in our current time charters and would constitute an event of default under our \$340 Million Senior Credit Facility and our \$200 Million Term Loan Facility, without their prior consent. In addition, we cannot assure you that future debt agreements or time charter contracts with our existing or new lenders or charterers, respectively, will not contain similar provisions.

Since our Manager is a privately held company and there is little or no publicly available information about it, an investor could have little advance warning of potential financial and other problems that might affect our Manager that could have a material adverse effect on us.

The ability of our Manager to continue providing services for our benefit will depend in part on its own financial strength. Circumstances beyond our control could impair our Manager's financial strength, and because it is privately held, it is unlikely that information about its financial strength would become public unless our Manager began to default on its obligations. As a result, an investor in our common units might have little advance warning of problems affecting our Manager, even though these problems could have a material adverse effect on us.

Our Manager may be unable to attract, provide and retain key management personnel, which may negatively impact the effectiveness of our management and our results of operation.

Our success depends to a significant extent upon the abilities and the efforts of our executive officers, whose services are provided to us by our Manager pursuant to an Executive Services Agreement. While we believe that we have an experienced management team, the loss or unavailability of one or more of our senior executives for any extended period of time could have an adverse effect on our business and results of operations.

A shortage of qualified officers and crew could have an adverse effect on our business and financial condition.

LNG carriers require a technically skilled officer staff with specialized training. As the world LNG carrier fleet continues to grow, the demand for technically skilled officers and crew has been increasing. If we or our third-party ship Managers are unable to employ technically skilled staff and crew, we will not be able to adequately staff our vessels. A material decrease in the supply of technically skilled officers or an inability of our Manager to attract and retain such qualified officers could impair our ability to operate, or increase the cost of crewing our vessels, which would materially adversely affect our business, financial condition and results of operations and significantly reduce our ability to pay quarterly distributions to our common and preferred unitholders.

The derivative contracts we may enter into, in the future, to hedge our exposure to fluctuations in interest rates could result in higher than market interest rates and charges against our income.

As of December 31, 2016, we had total outstanding long-term debt of \$722.5 million, of which \$472.5 million was exposed to a floating interest rate. In order to manage our current or future exposure to interest rate fluctuations, we may use interest rate swaps to effectively fix a part of our floating rate debt obligations. As of December 31, 2016, we had not entered into interest rate swap agreements to fix the interest rate on our floating rate bank debt. Any future hedging strategies, however, may not be effective and we may incur substantial losses if interest rates move materially differently from our expectations.

We are a holding company, and our ability to make cash distributions to our unitholders will be limited by the value of investments we currently hold and by the distribution of funds from our subsidiaries.

We are a holding company whose assets mainly consist of equity interests in our subsidiaries. As a result, our ability to make cash distributions to our unitholders will depend on the performance of our operating subsidiaries. If we are not able to receive sufficient funds from our subsidiaries, we will not be able to pay distributions unless we obtain funds from other sources. We may not be able to obtain the necessary funds from other sources on terms acceptable to us.

We are an "emerging growth company" and we cannot be certain if the reduced disclosure requirements applicable to emerging growth companies will make our common units less attractive to investors.

We are an "emerging growth company" as defined in the JOBS Act. As an "emerging growth company" we are exempt from having our independent auditor assess our internal control over financial reporting under Section 404(b) of the Sarbanes-Oxley Act. We cannot predict if investors will find our common units less attractive because we rely on this exemption. If some investors find our common units less attractive as a result, there may be a less active trading market for our units and our unit price may be more volatile. We will continue to be deemed an "emerging growth company" until the earliest of the last day of (i) the fiscal year of during which we had total annual gross revenues of \$1 billion or more, (ii) the last day of the fiscal year following the fifth anniversary of our IPO, or December 31, 2018, (iii) the date in which, during the previous 3-year period, we have issued more than \$1.0 billion in non-convertible debt, or (iv) the date on which we will be deemed to be a large accelerated filer.

Our ability to grow and to meet our financial needs may be adversely affected by our cash distribution policy.

Our cash distribution policy, which is consistent with our Partnership Agreement, requires us to distribute all of our available cash (as defined in our Partnership Agreement) each quarter. As a result, we do not expect to accumulate significant amounts of cash. Accordingly, our growth may not be as fast as businesses that reinvest their available cash to expand ongoing operations.

In determining the amount of cash available for distribution, our Board of Directors approves the amount of cash reserves to set aside, including reserves for future maintenance and replacement capital expenditures distributions relating to our Series A Preferred Units and common units, working capital and other matters. We may also rely upon external financing sources, including commercial borrowings, to fund our capital expenditures. Accordingly, to the extent we do not have sufficient cash reserves or are unable to obtain financing, our cash distribution policy, including the distributions we make with respect to our Series A Preferred Units, may significantly impair our ability to meet our financial needs or to grow.

Due to our lack of diversification, adverse developments in our LNG shipping business could reduce our ability to make distributions to our unitholders.

We rely exclusively on the cash flow generated from our LNG carriers. Due to our lack of diversification, an adverse development in the LNG shipping industry could have a significantly greater impact on our financial condition and results of operations than if we maintained more diverse assets or lines of businesses.

We may experience operational problems with vessels that reduce revenue and increase costs.

LNG carriers are complex and their operation is technically challenging. Marine transportation operations are subject to mechanical risks and problems. Operational problems may lead to loss of revenue or higher than anticipated operating expenses or require additional capital expenditures. Any of these results could harm our business, financial condition, results of operations and ability to make cash distributions to our unitholders.

Upon the expiration of the subordination period on January 23, 2017, the subordinated units converted into common units and now participate pro rata with other common units in distributions of available cash.

During the subordination period, which we define elsewhere in this Annual Report, the common units had the right to receive distributions of available cash from operating surplus in an amount equal to the minimum quarterly distribution of \$0.365 per unit, plus any arrearages in the payment of the minimum quarterly distribution on the common units from prior quarters, before any distributions of available cash from operating surplus were to be made on the subordinated units. Distribution arrearages did not accrue on the subordinated units. The purpose of the subordinated units was to increase the likelihood that during the subordination period there would be available cash from operating surplus to be distributed on the common units. On January 23, 2017, upon our payment to unitholders of the quarterly distribution in respect of the fourth quarter of 2016, the conditions set forth in the Partnership Agreement for the conversion of the subordinated units were satisfied and the subordination period expired. At the expiration of the subordination period, the 14,985,000 subordinated units owned by the Sponsor converted into common units on a one-for-one basis and now participate pro rata with other common units in distributions of available cash. Upon the conversion, our Sponsor owns 15,595,000 common units, or approximately 43.9% of our outstanding common units.

See "Item 8. Financial Information—A. Consolidated Statements and Other Financial Information—Our Cash Distribution Policy."

Actions taken by our Board of Directors may affect the amount of cash available for distribution to unitholders.

The amount of cash that is available for distribution to unitholders is affected by decisions of our Board of Directors regarding such matters as:

- the amount and timing of asset purchases and sales;
- cash expenditures;
- borrowings;
- estimates of maintenance and replacement capital expenditures;
- the issuance of additional units; And
- the creation, reduction or increase of reserves in any quarter.

In addition, borrowings by us and our affiliates do not constitute a breach of any duty owed by our General Partner or our directors to our unitholders, including borrowings that have the purpose or effect of enabling our General Partner or its affiliates to receive distributions or Incentive Distribution Rights.

For example, in the event we have not generated sufficient cash from our operations to pay the minimum quarterly distribution on our common units, our Partnership Agreement permits us to borrow funds, which would enable us to make this distribution on all outstanding units.

Our Partnership Agreement provides that we and our subsidiaries may borrow funds from our General Partner and its affiliates. Our General Partner and its affiliates may not borrow funds from us or our subsidiaries.

Risks Relating to Our Industry

Our future growth and performance depends on continued growth in LNG production and demand for LNG and LNG shipping.

A complete LNG project includes production, liquefaction, storage, regasification and distribution facilities, in addition to the marine transportation of LNG. Increased infrastructure investment has led to an expansion of LNG production capacity in recent years, but material delays in the construction of new liquefaction facilities could constrain the amount of LNG available for shipping, reducing ship utilization. While global LNG demand has continued to rise, it has risen at a slower pace than previously predicted and the rate of its growth has fluctuated due to several factors, including the global economic crisis and continued economic uncertainty, fluctuations in the price of natural gas and other sources of energy, the continued acceleration in natural gas production from unconventional sources in regions such as North America and the highly complex and capital intensive nature of new or expanded LNG projects, including liquefaction projects. Continued growth in LNG production and demand for LNG and LNG shipping could be negatively affected by a number of factors, including:

- increases in interest rates or other events that may affect the availability of sufficient financing for LNG projects on commercially reasonable terms;
- increases in the cost of natural gas derived from LNG relative to the cost of natural gas generally;
- increases in the production levels of low-cost natural gas in domestic natural gas consuming markets, which could further depress prices for natural gas in those markets and make LNG uneconomical;

increases in the production of natural gas in areas linked by pipelines to consuming areas, the extension of existing, or the development of new pipeline systems in markets we may serve, or the conversion of existing non-natural gas pipelines to natural gas pipelines in those markets;

decreases in the consumption of natural gas due to increases in its price, decreases in the price of alternative energy sources or other factors making consumption of natural gas less attractive;

any significant explosion, spill or other incident involving an LNG facility or carrier;

infrastructure constraints such as delays in the construction of liquefaction facilities, the inability of project owners or operators to obtain governmental approvals to construct or operate LNG facilities, as well as community or political action group resistance to new LNG infrastructure due to concerns about the environment, safety and terrorism;

labor or political unrest or military conflicts affecting existing or proposed areas of LNG production or regasification;

decreases in the price of LNG, which might decrease the expected returns relating to investments in LNG projects;

new taxes or regulations affecting LNG production or liquefaction that make LNG production less attractive; or

negative global or regional economic or political conditions, particularly in LNG consuming regions, which could reduce energy consumption or its growth.

Reduced demand for LNG and LNG shipping or any reduction or limitation in LNG production capacity, could have a material adverse effect on our ability to secure future multi-year time charters upon expiration or early termination of our current charter arrangements, or for any new ships we acquire, which could harm our business, financial condition, results of operations and cash flows, including cash available for distribution to our unitholders.

Fluctuations in overall LNG demand growth could adversely affect our ability to secure future time charters.

During the period between 2011 and 2015, global LNG trade was flat, averaging close to approximately 240 million tons per year. In 2016, global LNG trade increased to approximately 261 million tons per year due to double-digit percentage growth of imports by Asian countries, particularly China and India. Demand from the largest Asian importers, including Japan and South Korea, however, has been stagnant due to the changing priorities of these major LNG importers back to nuclear energy and coal based power plants. In addition, demand from European countries has also dwindled in recent years and lower crude oil prices have further weakened LNG demand. Fluctuating demand along with economic uncertainty could have an adverse effect on our ability to secure future term charters.

Demand for LNG shipping could be significantly affected by volatile natural gas prices and the overall demand for natural gas.

Gas prices are volatile and are affected by numerous factors beyond our control, including but not limited to the following:

worldwide demand for natural gas;

the cost of exploration, development, production, transportation and distribution of natural gas;

expectations regarding future energy prices for both natural gas and other sources of energy;

the level of worldwide LNG production and exports;

government laws and regulations, including but not limited to environmental protection laws and regulations;

local and international political, economic and weather conditions;

political and military conflicts; and

the availability and cost of alternative energy sources, including alternate sources of natural gas in gas importing and consuming countries.

Seasonality in demand, peak-load demand, and other short-term factors such as pipeline gas disruptions and maintenance schedules of utilities affect charters of less than two years and rates. In general, reduced demand for LNG, LNG carriers or LNG shipping would have a material adverse effect on our future growth and could harm our business, results of operations and financial condition.

Hire rates for LNG carriers may fluctuate substantially. If rates are lower when we are seeking a new charter, our revenues and cash flows may decline.

Our ability from time to time to charter or re-charter any ship at attractive rates will depend on, among other things, the prevailing economic conditions in the LNG industry. Hire rates for LNG carriers may fluctuate over time as a result of changes in the supply-demand balance relating to current and future ship capacity. This supply-demand relationship largely depends on a number of factors outside our control. The LNG charter market is connected to world natural gas prices and energy markets, which we cannot predict. A substantial or extended decline in demand for natural gas or LNG could adversely affect our ability to re-charter our vessels at acceptable rates or to acquire and profitably operate new ships. Hire rates for newbuildings are correlated with the price of newbuildings. Hire rates at a time when we may be seeking new charters may be lower than the hire rates at which our vessels are currently chartered. If hire rates are lower when we are seeking a new charter, our revenues and cash flows, including cash available for distributions to our unitholders, may decline, as we may only be able to enter into new charters at reduced or unprofitable rates or we may have to secure a charter in the spot market, where hire rates are more volatile. Prolonged periods of low charter hire rates or low ship utilization could also have a material adverse effect on the value of our assets.

Vessel values may fluctuate substantially and, if these values are lower at a time when we are attempting to dispose of vessels, we may incur a loss.

Factors that influence vessel values include:

prevailing economic conditions in the natural gas and energy markets;

a substantial or extended decline in demand for LNG;

increases in the supply of vessel capacity;

the size and age of a vessel; and

the cost of retrofitting or modifying secondhand vessels, as a result of technological advances in vessel design or equipment, changes in applicable environmental or other regulations or standards, customer requirements or otherwise.

As our vessels age, the expenses associated with maintaining and operating them are expected to increase, which could have an adverse effect on our business and operations if we do not maintain sufficient cash reserves for maintenance and replacement capital expenditures. Moreover, the cost of a replacement vessel would be significant. If a charter terminates, we may be unable to re-deploy the affected vessels at attractive rates and, rather than continue to incur costs to maintain and finance them, we may seek to dispose of them. Our inability to dispose of vessels at a reasonable value could result in a loss on their sale and adversely affect our ability to purchase a replacement vessel, results of operations and financial condition and ability to pay minimum quarterly or other distributions to our unitholders.

An oversupply of ships or delays or abandonment of planned projects may lead to a reduction in the charter hire rates we are able to obtain when seeking charters in the future.

According to Drewry Shipping Consultants Ltd., or Drewry, during the period from 2011 to January 2017, the global fleet of LNG carriers grew from 358 to 448 vessels due to the construction and delivery of new LNG carriers and low levels of vessel demolition. Only 11 LNG carriers, representing 2.5% of the LNG vessels currently in service, have an Ice Class 1A designation or equivalent rating, according to Drewry.

Although the global newbuilding orderbook dropped sharply in 2008, 2009 and 2010, ordering activity increased in 2011 and 2012 in light of Fukushima nuclear disaster. According to Drewry, a total of 56 LNG carrier newbuilding orders were placed in 2011 and 33 in 2012. In 2013 and 2014 ordering activity remained firm and a total of 100 newbuild orders were placed. New orders declined in 2015 to 32, followed by only 7 new orders placed in 2016. As of January 31, 2017, the newbuilding orderbook consisted of 117 vessels with a combined capacity of 19.7 million cbm, equivalent to 28.7% of the current global LNG carrier fleet capacity, according to Drewry. The delivery of these newbuildings will be spread out between 2017 and 2020.

According to Drewry, as of January 31, 2017, there were only 49 LNG carriers currently in operation, including the vessels in our Fleet, with a carrying capacity of between 149,000 and 155,000 cbm and a membrane containment system. There are no orders in this range having a membrane containment system, but there are five vessels within this range on order which will be built with Moss containment system. This is a well-established spherical containment system designed in Norway which has been in use for many years.

We may have more difficulty entering into multi-year time charters in the future if an active spot LNG shipping market continues to develop.

One of our principal strategies is to enter into additional LNG carrier long term time charters. Most shipping requirements for new LNG projects continue to be provided on a multi-year basis, though the level of spot voyages and time charters of less than 24 months in duration has grown in the past few years. If an active spot market continues to develop, we may have increased difficulty entering into multi-year time charters upon expiration or early termination of our current charters or for any vessels that we acquire in the future, and, as a result, our cash flow may be less stable. In addition, an active spot LNG market may require us to enter into charters based on changing market prices, as opposed to contracts based on a fixed rate, which could result in a decrease in our cash flow in periods when the market price for shipping LNG is depressed or insufficient funds are available to cover our financing costs for related vessels.

Further technological advancements and other innovations affecting LNG carriers could reduce the charter hire rates we are able to obtain when seeking new employment and this could adversely impact the value of our assets and our future financial performance.

The charter rates, asset value and operational life of an LNG carrier are determined by a number of factors, including the ship's efficiency, operational flexibility and physical life. Efficiency includes speed and fuel economy. Flexibility includes the ability to enter harbors, utilize related docking facilities and pass through canals and straits. Physical life is related to the original design and construction, the ongoing maintenance and the impact of operational stresses on the asset. If more advanced ship designs are developed in the future and new ships are built that are more efficient or more flexible or have longer physical lives than ours, competition from these more technologically advanced LNG carriers could adversely affect the charter hire rates we will be able to secure when we seek to re-charter our vessels upon expiration or early termination of our current charter arrangements and could also reduce the resale value of our vessels. This could also adversely affect our revenues and cash flows, including cash available for distributions to our unitholders.

If we cannot meet our charterers' quality and compliance requirements we may not be able to operate our vessels profitably which could have an adverse effect on our future financial performance.

Customers, and in particular those in the LNG industry, have a high and increasing focus on quality and compliance standards with their suppliers across the entire value chain, including the shipping and transportation segment. Our continuous compliance with these standards and quality requirements is vital for our operations. Related risks could materialize in multiple ways, including a sudden and unexpected breach in quality and/or compliance concerning one or more vessels, a continuous decrease in the quality concerning one or more LNG carriers occurring over time. Moreover, continuous increasing requirements from LNG industry constituents can further complicate our ability to meet the standards. Any noncompliance by the Partnership, either suddenly or over a period of time, on one or more LNG Carriers, or an increase in requirements by our charterers above and beyond what we deliver, may have a material adverse effect on our future performance, results of operations, cash flows and financial position.

Operating costs and capital expenses will increase as our vessels age which could have an adverse effect on our future financial performance.

In general, capital expenditures and other costs necessary for maintaining a ship in good operating condition increase as the age of the ship increases. Accordingly, it is likely that the operating costs of our vessels will increase in the future which will have a direct impact on our future results or operations and cash flows.

Exposure to currency exchange rate fluctuations will result in fluctuations in our cash flows and operating results.

Historically our revenue has been generated in U.S. Dollars, but we incur capital, operating and administrative expenses in multiple currencies, including, among others, the Euro. If the U.S. Dollar weakens significantly, we would be required to convert more U.S. Dollars to other currencies to satisfy our obligations, which would cause us to have less cash available for distribution. Because we report our operating results in U.S. Dollars, changes in the value of the U.S. Dollar also result in fluctuations in our reported revenues and earnings. In addition, under U.S. GAAP, all foreign currency-denominated monetary assets and liabilities such as cash and accounts payable are revalued and reported based on the prevailing exchange rate at the end of the reporting period. This revaluation may cause us to report significant non-monetary foreign currency exchange gains and losses in certain periods.

The required drydocking of our ships could be more expensive and time consuming than we anticipate, which could adversely affect our results of operations and cash flows.

Drydockings of our ships require significant capital expenditures and result in loss of revenue while our ships are off-hire. Any significant increase in either the number of off-hire days due to such drydockings or in the costs of any repairs carried out during the drydockings could have a material adverse effect on our profitability and our cash flows. We may not be able to accurately predict the time required to drydock any of our ships or any unanticipated problems that may arise. Due to the relative size of our fleet, which consists of only six LNG carriers, if more than one of our ships is required to be out of service at the same time, or if a ship is drydocked longer than expected or if the cost of repairs during the drydocking is greater than budgeted, our results of operations and our cash flows, including cash available for distributions to our unitholders, could be adversely affected.

An increase in operating expenses, dry-docking costs or bunker costs could materially and adversely affect our financial performance.

Our operating expenses and dry-dock capital expenditures depend on a variety of factors including crew costs, provisions, deck and engine stores and spares, lubricating oil, insurance, maintenance and repairs and shipyard costs, many of which are beyond our control and affect the entire shipping industry. Also, while we do not bear the cost of fuel (bunkers) under our time charters, fuel is a significant expense in our operations when our vessels are, for example, moving to or from dry-dock or when off-hire. The price and supply of fuel is unpredictable and fluctuates based on events outside our control, including geopolitical developments, supply and demand for oil and gas, actions by OPEC and other oil and gas producers, war and unrest in oil-producing countries and regions, regional production patterns and environmental concerns. These may increase vessel operating and dry-docking costs further, which could materially and adversely affect our results of operations.

The operation of LNG carriers is inherently risky, and an incident involving significant loss of or environmental consequences involving any of our vessels could harm our reputation and business.

Our vessels and their cargoes are at risk of being damaged or lost because of events such as:

- marine disasters;
- piracy;
- environmental accidents;
- bad weather;
- mechanical failures;
- grounding, fire, explosions and collisions;
- human error; and
- war and terrorism.

An accident involving any of our vessels could result in any of the following:

- death or injury to persons, loss of property or environmental damage;
- delays or failure in the delivery of cargo;
- loss of revenues from or termination of charter contracts;
- governmental fines, penalties or restrictions on conducting business;
- spills, pollution and the liability associated with the same;
- higher insurance rates; and
- damage to our reputation and customer relationships generally.

Any of these events could result in a material adverse effect on our business, financial condition and operating results. If our vessels suffer damage, they may need to be repaired. The costs of vessel repairs are unpredictable and can be substantial. We may have to pay repair costs that our insurance policies do not cover. The loss of earnings while these vessels are being repaired, as well as the actual cost of these repairs, would decrease our results of operations. If any of our vessels is involved in an accident with the potential risk of environmental consequences, the resulting media coverage could have a material adverse effect on our business, results of operations and cash flows, which in turn could weaken our financial condition and negatively affect our ability to pay distributions to our unitholders.

Our insurance may be insufficient to cover losses that may occur to our property or result from our operations.

The operation of LNG carriers is inherently risky. Although we carry protection and indemnity insurance consistent with industry standards, all risks may not be adequately insured against, and any particular claim may not be paid. Any claims covered by insurance would be subject to deductibles, and since it is possible that a large number of claims may be brought, the aggregate amount of these deductibles could be material. Certain of our insurance coverage is maintained through mutual protection and indemnity associations, and as a member of such associations we may be required to make additional payments over and above budgeted premiums if member claims exceed association reserves. We may be unable to procure adequate insurance coverage at commercially reasonable rates in the future. For example, more stringent environmental regulations have led in the past to increased costs for, and in the future may result in the lack of availability of, insurance against risks of environmental damage or pollution. A marine disaster could exceed our insurance coverage, which could harm our business, financial condition and operating results. Any uninsured or underinsured loss could harm our business and financial condition. In addition, our insurance may be voidable by the insurers as a result of certain of our actions, such as our vessels failing to maintain certification with applicable maritime self-regulatory organizations.

Changes in the insurance markets attributable to terrorist attacks may also make certain types of insurance more difficult for us to obtain. In addition, upon renewal or expiration of our current policies, the insurance that may be available to us may be significantly more expensive than our existing coverage.

Our vessels may suffer damage and we may face unexpected costs and off-hire days.

In the event of damage to our owned vessels, the damaged ship would be off-hire while it is being repaired, which would decrease our revenues and cash flows, including cash available for distributions to our unitholders. In addition, the costs of ship repairs are unpredictable and can be substantial. In the event of repair costs that are not covered by our insurance policies, we may have to pay such repair costs, which would decrease our earnings and cash flows.

Volatile economic conditions may adversely impact our ability to obtain financing or refinance our future credit facilities on acceptable terms, which may hinder or prevent us from operating or expanding our business.

Global financial markets and economic conditions have been, and continue to be, volatile. This volatility has negatively affected the general willingness of banks and other financial institutions to extend credit, particularly in the shipping industry, due to the historically volatile asset values of vessels. As the shipping industry is highly dependent on the availability of credit to finance and expand operations, it has been and may continue to be negatively affected by this decline in lending. A weak state of global financial markets and economic conditions might adversely impact our ability to issue additional equity at prices that will not be dilutive to our existing unitholders or preclude us from issuing equity at all.

Also, as a result of concerns about the stability of financial markets generally and the solvency of counterparties specifically, the cost of obtaining money from the credit markets has increased as many lenders have increased interest rates, enacted tighter lending standards, refused to refinance existing debt at all or on terms similar to current debt and reduced, and in some cases ceased, to provide funding to borrowers. Due to these factors, we cannot be certain that financing will be available to the extent required, or that we will be able to refinance our future credit facilities, on acceptable terms or at all. If financing or refinancing is not available when needed, or is available only on unfavorable terms, we may be unable to meet our obligations as they come due or we may be unable to enhance our existing business, complete the acquisition of newbuildings (if any) and additional vessels or otherwise take advantage of business opportunities as they arise.

As of the date of this Annual Report, we have not secured any financing in connection with the potential acquisition of the Optional Vessels, since it is uncertain if and when such purchase options will be exercised. Our Sponsor has entered into loan agreements in connection with these Optional Vessels. In the event we acquire any or all of the Optional Vessels in the future, we may enter into agreements with our Sponsor to novate these loan agreements to us. Any such novation would be subject to each respective lender's consent.

A cyber-attack could materially disrupt our business.

Our business operations could be targeted by individuals or groups seeking to sabotage or disrupt our information technology systems and networks, or to steal data. A successful cyber-attack could materially disrupt our operations, including the safety of its operations, or lead to unauthorized release of information or alteration of information on its systems. Any such attack or other breach of our information technology systems could have a material adverse effect on our business, financial condition, results of operations and cash flows, including cash available for distributions to our unitholders.

Compliance with safety and other requirements imposed by classification societies may be very costly and may adversely affect our business.

The hull and machinery of every commercial LNG carrier must be classed by a classification society. The classification society certifies that the ship has been built and maintained in accordance with the applicable rules and regulations of that classification society. Moreover, every ship must comply with all applicable international conventions and the regulations of the ship's flag state as verified by a classification society. Finally, each ship must successfully undergo periodic surveys, including annual, intermediate and five-year special surveys performed under the classification society's rules.

If any ship does not maintain its class, it will lose its insurance coverage and be unable to trade, and the ship's owner will be in breach of relevant covenants under its financing arrangements. Failure to maintain the class of one or more of our vessels could have a material adverse effect on our business, financial condition, results of operations and cash flows, including cash available for distributions to our unitholders.

The LNG shipping industry is subject to substantial environmental and other regulations, which may significantly limit our operations or increase our expenses.

Our operations are materially affected by extensive and changing international, national, state and local environmental laws, regulations, treaties, conventions and standards which are in force in international waters or in the jurisdictional waters of the countries in which our vessels operate and in the countries in which our vessels are registered. These requirements relate to equipping and operating ships, providing security and to minimizing or addressing impacts on the environment from ship operations. We expect to incur substantial expenses in complying with these requirements, including expenses for ship modifications and changes in operating procedures. We could also incur substantial costs, including cleanup costs, civil and criminal penalties and sanctions, the suspension or termination of operations and third-party claims as a result of violations of, or liabilities under, such laws and regulations.

In addition, these requirements can affect the resale value or useful lives of our vessels, require a reduction in cargo capacity, necessitate ship modifications or operational changes or restrictions or lead to decreased availability of insurance coverage for environmental matters. They could further result in the denial of access to certain jurisdictional waters or ports or detention in certain ports. We are required to obtain governmental approvals and permits to operate our vessels. Delays in obtaining such governmental approvals may increase our expenses, and the terms and conditions of such approvals could materially and adversely affect our operations.

Additional laws and regulations may be adopted in the future that could limit our ability to do business or increase our operating costs, which could materially and adversely affect our business. For example, new or amended legislation relating to ship recycling, sewage systems, emission control (including emissions of greenhouse gases) as well as ballast water treatment and ballast water handling may be adopted. The United States has enacted legislation and regulations that require more stringent controls of air and water emissions from ocean-going ships. Such legislation or regulations may require additional capital expenditures or operating expenses (such as increased costs for low-sulfur fuel) in order for us to maintain our vessels' compliance with international and/or national regulations. We also may become subject to additional laws and regulations if we enter new markets or trades.

We also believe that the heightened environmental, quality and security concerns of insurance underwriters, regulators and charterers will generally lead to additional regulatory requirements, including enhanced risk assessment and security requirements as well as greater inspection and safety requirements on all LNG carriers in the marine transportation market. These requirements are likely to add incremental costs to our operations, and the failure to comply with these requirements may affect the ability of our vessels to obtain and, possibly, collect on, insurance or to obtain the required certificates for entry into the different ports where we operate.

Some environmental laws and regulations, such as the U.S. Oil Pollution Act of 1990, or OPA, provide for potentially unlimited joint, several, and/or strict liability for owners, operators and demise or bareboat charterers for oil pollution and related damages. OPA applies to discharges of any oil from a ship in U.S. waters, including discharges of fuel and lubricants from an LNG carrier, even if the ships do not carry oil as cargo. In addition, many states in the United States bordering on a navigable waterway have enacted legislation providing for potentially unlimited strict liability without regard to fault for the discharge of pollutants within their waters. We also are subject to other laws and conventions outside the United States that provide for an owner or operator of LNG carriers to bear strict liability for pollution, such as the Convention on Limitation of Liability for Maritime Claims of 1976, or the "London Convention."

Some of these laws and conventions, including OPA and the London Convention, may include limitations on liability. However, the limitations may not be applicable in certain circumstances, such as where a spill is caused by a ship owner's or operators' intentional or reckless conduct. In addition, in response to the Deepwater Horizon oil spill, the U.S. Congress is currently considering a number of bills that could potentially modify or eliminate the limits of liability under OPA.

Compliance with OPA and other environmental laws and regulations also may result in ship owners and operators incurring increased costs for additional maintenance and inspection requirements, the development of contingency arrangements for potential spills, obtaining mandated insurance coverage and meeting financial responsibility requirements.

Please see "Item 4. Information on the Partnership—B. Business Overview—Environmental and Other Regulations."

Climate change and greenhouse gas restrictions may adversely impact our operations and markets.

Due to concern over the risks of climate change, a number of countries and the International Maritime Organization, or IMO, have adopted, or are considering the adoption of, regulatory frameworks to reduce greenhouse gas emission from ships. These regulatory measures may include adoption of cap and trade regimes, carbon taxes, increased efficiency standards and incentives or mandates for renewable energy. Although emissions of greenhouse gases from international shipping currently are not subject to the Kyoto Protocol to the United Nations Framework Convention on Climate Change, or the "Kyoto Protocol", a new treaty may be adopted in the future that includes additional restrictions on shipping emissions to those already adopted under the International Convention for the Prevention of Marine Pollution from Ships (MARPOL), and some countries have made voluntary pledges to control the emissions of greenhouse gasses. For example, the 2015 United Nations Convention on Climate Change Conference in Paris resulted in the Paris Agreement, which entered into force on November 4, 2016. While the Paris Agreement does not directly limit greenhouse gas emissions from shipping, the EU made various commitments to reduce overall greenhouse gas emissions from its member states by 2020. The IMO has already approved two sets of mandatory requirements to address greenhouse gases from ships: the Energy Efficiency Design Index, or EEDI, and the Ship Energy Efficiency Management plan, or SEEMP. Compliance with future changes in laws and regulations relating to climate change could increase the costs of operating and maintaining our vessels and could require us to install new emission controls, as well as acquire allowances, pay taxes related to our greenhouse gas emissions, or administer and manage a greenhouse gas emissions program. Revenue generation and strategic growth opportunities may also be adversely affected.

Adverse effects upon the oil and gas production industry relating to climate change, including growing public concern about the environmental impact of climate change, may also have an effect on demand for our services. For example, increased regulation of greenhouse gases or other concerns relating to climate change may reduce the demand for oil and gas in the future or create greater incentives for use of alternative energy sources. Any long-term material adverse effect on the oil and gas production industry could have significant financial and operational adverse impacts on our business that we cannot predict with certainty at this time.

We operate our vessels worldwide, which could expose us to political, governmental and economic instability that could harm our business.

Because we operate our vessels worldwide in the geographic areas where our charterers do business, our operations may be affected by economic, political and governmental conditions in the countries where our vessels operate, where they are registered, or where our charterers are located. Any disruption caused by these factors could harm our business, financial condition, results of operations and cash flows. In particular, our vessels frequent LNG terminals in countries including Egypt, Equatorial Guinea and Trinidad as well as transit through the Gulf of Aden and the Strait of Malacca. In addition, we, either directly, or indirectly through our customer Gazprom, an international energy company based in Russia, may be affected by political tension in Europe between Russia and the Ukraine following Russia's annexation of Crimea. Economic, political and governmental conditions in these and other regions have from time to time resulted in military conflicts, terrorism, attacks on ships, mining of waterways, piracy and other efforts to disrupt shipping. Future hostilities or other political instability in the geographic regions where we operate or may operate could have a material adverse effect on our business, financial condition, results of operations and cash flows, including cash available for distributions to our unitholders. In addition, our business could also be harmed by tariffs, trade embargoes and other economic sanctions by the United States or other countries against countries in the Middle East, Southeast Asia, Russia or elsewhere as a result of terrorist attacks, hostilities or diplomatic or political pressures that limit trading activities with those countries.

The smuggling of drugs or other contraband onto our vessels may lead to governmental claims against us.

We expect that our vessels will call in ports where smugglers may attempt to hide drugs and other contraband on vessels, with or without the knowledge of crew members. To the extent our vessels are found with contraband, whether inside or attached to the hull of our vessels and whether with or without the knowledge of any of our crew, we may face governmental or other regulatory claims that could have an adverse effect on our business, financial condition, results of operations, cash flows, and ability to pay dividends.

Failure to comply with the U.S. Foreign Corrupt Practices Act and other anti-bribery legislation in other jurisdictions could result in fines, criminal penalties, contract terminations and an adverse effect on our business.

We may operate in a number of countries throughout the world, including countries known to have a reputation for corruption. We are committed to doing business in accordance with applicable anti-corruption laws and have adopted a code of business conduct and ethics which is consistent and in full compliance with the U.S. Foreign Corrupt Practices Act of 1977. We are subject, however, to the risk that we, our affiliated entities or our or their respective officers, directors, employees and agents may take actions determined to be in violation of such anti-corruption laws, including the U.S. Foreign Corrupt Practices Act. Any such violation could result in substantial fines, sanctions, civil and/or criminal penalties, curtailment of operations in certain jurisdictions, and might adversely affect our business, results of operations or financial condition. In addition, actual or alleged violations could damage our reputation and ability to do business. Furthermore, detecting, investigating, and resolving actual or alleged violations is expensive and can consume significant time and attention of our senior management.

Terrorist attacks, international hostilities and piracy could adversely affect our business, financial condition, results of operations and cash flows.

Past terrorist attacks, as well as the threat of future terrorist attacks around the world, continue to cause uncertainty in the world's financial markets and may affect our business, financial condition, results of operations and cash flows. Continuing conflicts, instability and other recent developments in the Middle East and elsewhere, and the presence of U.S. or other armed forces in Afghanistan and Syria, may lead to additional acts of terrorism and armed conflict around the world, which may contribute to further economic instability in the global financial markets. In addition, LNG facilities, shipyards, ships, pipelines and gas fields could be targets of future terrorist attacks or piracy. Terrorist attacks, or the perception that LNG facilities and LNG carriers are potential terrorist targets, could materially and adversely affect expansion of LNG infrastructure and the continued supply of LNG. Further, any such attacks could lead to, among other things, bodily injury or loss of life, as well as damage to the ships or other property, increased ship operating costs, including insurance costs, reductions in the supply of LNG and the inability to transport LNG to or from certain locations. Terrorist attacks, war or other events beyond our control that adversely affect the production, storage or transportation of LNG to be shipped by us could entitle our charterers to terminate our charter contracts in certain circumstances, which would harm our cash flows and our business. We may not be adequately insured to cover losses from these incidents. In addition, crew costs, including those due to employing onboard security guards, could increase in such circumstances. Any of these occurrences could have a material adverse impact on our business, financial condition and results of operations.

Acts of piracy on ocean-going vessels could adversely affect our business.

Acts of piracy have historically affected ocean-going vessels trading in regions of the world such as the South China Sea and in the Gulf of Aden off the coast of Somalia. Acts of piracy could, in the future, result in harm or danger to the crews that man our vessels. In addition, if these piracy attacks result in regions in which our vessels are deployed being characterized by insurers as "war risk" zones or Joint War Committee "war and strikes" listed areas, premiums payable for such coverage could increase significantly and such insurance coverage may be more difficult to obtain. In addition, crew costs, due to employing onboard security guards, could increase in such circumstances. We may not be adequately insured to cover losses from these incidents, which could have a material adverse effect on us. In addition, detention hijacking, involving the hostile detention of a vessel, as a result of an act of piracy against our vessels, or an increase in cost, or unavailability of insurance for our vessels, could have a material adverse impact on our business, financial condition and results of operations.

The vessels we own or manage could be required by our charterers' instructions to call on ports located in countries that are subject to restrictions imposed by the United States and other governments.

Although no vessels operated by us have called on ports located in countries subject to sanctions and embargoes imposed by the U.S. government and countries identified by the U.S. government as state sponsors of terrorism, such as Iran (certain sanctions lifted early in 2016), Sudan and Syria, in the future our vessels may call on ports in these countries from time to time on our charterers' instructions. The U.S. sanctions and embargo laws and regulations vary in their application, as they do not all apply to the same covered persons or proscribe the same activities, and such sanctions and embargo laws and regulations may be amended or strengthened over time. In 2010, the U.S. enacted the Comprehensive Iran Sanctions Accountability and Divestment Act, or CISADA, which expanded the scope of the Iran Sanctions Act. Among other things, CISADA expands the application of the prohibitions to companies such as ours and introduces limits on the ability of companies and persons to do business or trade with Iran when such activities relate to the investment, supply or export of refined petroleum or petroleum products. In addition, in 2012, President Obama signed Executive Order 13608 which prohibits foreign persons from violating or attempting to violate, or causing a violation of any sanctions in effect against Iran or facilitating any deceptive transactions for or on behalf of any person subject to U.S. sanctions. Any persons found to be in violation of Executive Order 13608 will be deemed a foreign sanctions evader and will be banned from all contacts with the United States, including conducting business in U.S. dollars. Also in 2012, President Obama signed into law the Iran Threat Reduction and Syria Human Rights Act of 2012, or the Iran Threat Reduction Act, which created new sanctions and strengthened existing sanctions. Among other things, the Iran Threat Reduction Act intensifies existing sanctions regarding the provision of goods, services, infrastructure or technology to Iran's petroleum or petrochemical sector. The Iran Threat Reduction Act also includes a provision requiring the President of the United States to impose five or more sanctions from Section 6(a) of the Iran Sanctions Act, as amended, on a person the President determines is a controlling beneficial owner of, or otherwise owns, operates, or controls or insures a vessel that was used to transport crude oil from Iran to another country and (1) if the person is a controlling beneficial owner of the vessel, the person had actual knowledge the vessel was so used or (2) if the person otherwise owns, operates, or controls, or insures the vessel, the person knew or should have known the vessel was so used. Such a person could be subject to a variety of sanctions, including exclusion from U.S. capital markets, exclusion from financial transactions subject to U.S. jurisdiction, and exclusion of that person's vessels from U.S. ports for up to two years.

On November 24, 2013, the P5+1 (the United States, United Kingdom, Germany, France, Russia and China) entered into an interim agreement with Iran entitled the "Joint Plan of Action" ("JPOA"). Under the JPOA it was agreed that, in exchange for Iran taking certain voluntary measures to ensure that its nuclear program is used only for peaceful purposes, the U.S. and EU would voluntarily suspend certain sanctions for a period of six months.

On January 20, 2014, the U.S. and E.U. indicated that they would begin implementing the temporary relief measures provided for under the JPOA. These measures included, among other things, the suspension of certain sanctions on the Iranian petrochemicals, precious metals, and automotive industries from January 20, 2014 until July 20, 2014. The JPOA was subsequently extended twice.

On July 14, 2015, the P5+1 and the EU announced that they reached a landmark agreement with Iran titled the Joint Comprehensive Plan of Action Regarding the Islamic Republic of Iran's Nuclear Program (the "JCPOA"), which is intended to significantly restrict Iran's ability to develop and produce nuclear weapons for 10 years while simultaneously easing sanctions directed toward non-U.S. persons for conduct involving Iran, but taking place outside of U.S. jurisdiction and does not involve U.S. persons. On January 16, 2016 ("Implementation Day"), the United States joined the EU and the UN in lifting a significant number of their nuclear-related sanctions on Iran following an announcement by the International Atomic Energy Agency ("IAEA") that Iran had satisfied its respective obligations under the JCPOA.

U.S. sanctions prohibiting certain conduct that is now permitted under the JCPOA have not actually been repealed or permanently terminated at this time. Rather, the U.S. government has implemented changes to the sanctions regime by: (1) issuing waivers of certain statutory sanctions provisions; (2) committing to refrain from exercising certain discretionary sanctions authorities; (3) removing certain individuals and entities from OFAC's sanctions lists; and (4) revoking certain Executive Orders and specified sections of Executive Orders. These sanctions will not be permanently "lifted" until the earlier of "Transition Day," set to occur on October 20, 2023, or upon a report from the IAEA stating that all nuclear material in Iran is being used for peaceful activities.

Although we believe that we have been in compliance with all applicable sanctions and embargo laws and regulations, and intend to maintain such compliance, there can be no assurance that we will be in compliance in the future, particularly as the scope of certain laws may be unclear and may be subject to changing interpretations. Any such violation could result in fines, penalties or other sanctions that could severely impact our ability to access U.S. capital markets and conduct our business, and could result in some investors deciding, or being required, to divest their interest, or not to invest, in us. In addition, certain institutional investors may have investment policies or restrictions that prevent them from holding securities of companies that have contracts with countries identified by the U.S. government as state sponsors of terrorism. The determination by these investors not to invest in, or to divest from, our common units may adversely affect the price at which our common units trade. Moreover, our charterers may violate applicable sanctions and embargo laws and regulations as a result of actions that do not involve us or our vessels, and those violations could in turn negatively affect our reputation. In addition, our reputation and the market for our securities may be adversely affected if we engage in certain other activities, such as entering into charters with individuals or entities in countries subject to U.S. sanctions and embargo laws that are not controlled by the governments of those countries, or engaging in operations associated with those countries pursuant to contracts with third-parties that are unrelated to those countries or entities controlled by their governments. Investor perception of the value of our common units may be adversely affected by the consequences of war, the effects of terrorism, civil unrest and governmental actions in these and surrounding countries. In addition, charterers and other parties that we have previously entered into contracts with regarding our vessels may be affiliated with persons or entities that are now or may soon be the subject of sanctions imposed by the administration and/or the European Union or other international bodies in 2014 in response to recent events relating to Russia, Crimea and the Ukraine. If we determine that such sanctions require us to terminate existing contracts or if we are found to be in violation of such sanctions, we may suffer reputational harm and our results of operations may be adversely affected.

Governments could requisition our vessels during a period of war or emergency, resulting in loss of earnings.

The government of a jurisdiction where one or more of our vessels are registered could requisition for title or seize our vessels. Requisition for title occurs when a government takes control of a ship and becomes its owner. Also, a government could requisition our vessels for hire. Requisition for hire occurs when a government takes control of a ship and effectively becomes the charterer at dictated charter rates. Generally, requisitions occur during a period of war or emergency, although governments may elect to requisition ships in other circumstances. Although we would expect to be entitled to government compensation in the event of a requisition of one or more of our vessels, the amount and timing of payments, if any, would be uncertain. A government requisition of one or more of our vessels would result in off-hire days under our time charters and may cause us to breach covenants in debt agreements, and could have a material adverse effect on our business, financial condition, results of operations and cash flows, including cash available for distribution to our unitholders.

Maritime claimants could arrest our vessels, which could interrupt our cash flows.

Crew members, suppliers of goods and services to a vessel, shippers of cargo and other parties may be entitled to a maritime lien against a vessel for unsatisfied debts, claims or damages. In many jurisdictions, a claimant may seek to obtain security for its claim by arresting a vessel through foreclosure proceedings. The arrest or attachment of one or more of our vessels could interrupt our cash flow and require us to pay large sums of money to have the arrest or attachment lifted. In addition, in some jurisdictions, such as South Africa, under the "sister ship" theory of liability, a claimant may arrest both the vessel which is subject to the claimant's maritime lien and any "associated" vessel, which is any vessel owned or controlled by the same owner. Claimants could attempt to assert "sister ship" liability against a vessel in our Fleet for claims relating to another of our vessels.

We may be subject to litigation that could have an adverse effect on us.

We may in the future be involved from time to time in litigation matters. These matters may include, among other things, contract disputes, personal injury claims, environmental claims or proceedings, toxic tort claims, employment matters and governmental claims for taxes or duties as well as other litigation that arises in the ordinary course of our business. We cannot predict with certainty the outcome of any claim or other litigation matter. The ultimate outcome of any litigation matter and the potential costs associated with prosecuting or defending such lawsuits, including the diversion of management's attention to these matters, could have an adverse effect on us and, in the event of litigation that could reasonably be expected to have a material adverse effect on us, could lead to an event of default under our credit facilities.

Risks Relating to our Common Units

The price of our common units may be volatile.

The price of our common units may be volatile and may fluctuate due to factors including:

- our payment of cash distributions to our unitholders;
- actual or anticipated fluctuations in quarterly and annual results;
- fluctuations in the seaborne transportation industry, including fluctuations in the LNG carrier market;
- mergers and strategic alliances in the shipping industry;
- changes in governmental regulations or maritime self-regulatory organization standards;
- shortfalls in our operating results from levels forecasted by securities analysts; announcements concerning us or our competitors;
- the failure of securities analysts to publish research about us, or analysts making changes in their financial estimates;
- general economic conditions;
- terrorist acts;
- future sales of our units or other securities;
- investors' perception of us and the LNG shipping industry;
- the general state of the securities market; and
- other developments affecting us, our industry or our competitors.

Securities markets worldwide are experiencing significant price and volume fluctuations. The market price for our common units may also be volatile. This market volatility, as well as general economic, market or political conditions, could reduce the market price of our common units in spite of our operating performance.

Increases in interest rates may cause the market price of our common units to decline.

An increase in interest rates may cause a corresponding decline in demand for equity investments in general. Any such increase in interest rates or reduction in demand for our common units resulting from other relatively more attractive investment opportunities may cause the trading price of our common units to decline.

Unitholders may have liability to repay distributions.

Under some circumstances, unitholders may have to repay amounts wrongfully returned or distributed to them. Under the Marshall Islands Limited Partnership Act, or the Marshall Islands Act, we may not make a distribution to our unitholders if the distribution would cause our liabilities to exceed the fair value of our assets. Marshall Islands law provides that for a period of three years from the date of the impermissible distribution, limited partners who received the distribution and who knew at the time of the distribution that it violated Marshall Islands law will be liable to the limited partnership for the distribution amount. Assignees who become substituted limited partners are liable for the obligations of the assignor to make contributions to the Partnership that are known to the assignee at the time it became a limited partner and for unknown obligations if the liabilities could be determined from the Partnership Agreement. Liabilities to partners on account of their partnership interest and liabilities that are non-recourse to the partnership are not counted for purposes of determining whether a distribution is permitted.

We have been organized as a limited partnership under the laws of the Marshall Islands, which does not have a well-developed body of partnership law.

We are organized in the Republic of the Marshall Islands, which does not have a well-developed body of case law or bankruptcy law and, as a result, unitholders may have fewer rights and protections under Marshall Islands law than under a typical jurisdiction in the United States. Our partnership affairs are governed by our Partnership Agreement and by the Marshall Islands Act. The provisions of the Marshall Islands Act resemble the limited partnership laws of a number of states in the United States, most notably Delaware. The Marshall Islands Act also provides that it is to be applied and construed to make it uniform with the Delaware Revised Uniform Partnership Act and, so long as it does not conflict with the Marshall Islands Act or decisions of the Marshall Islands courts, interpreted according to the non-statutory law (or case law) of the State of Delaware. There have been, however, few, if any, court cases in the Marshall Islands interpreting the Marshall Islands Act, in contrast to Delaware, which has a fairly well-developed body of case law interpreting its limited partnership statute. Accordingly, we cannot predict whether Marshall Islands courts would reach the same conclusions as the courts in Delaware. For example, the rights of our unitholders and the fiduciary responsibilities of our General Partner under Marshall Islands law are not as clearly established as under judicial precedent in existence in Delaware. As a result, unitholders may have more difficulty in protecting their interests in the face of actions by our General Partner and its officers and directors than would unitholders of a similarly organized limited partnership in the United States. Further, the Republic of the Marshall Islands does not have a well-developed body of bankruptcy law. As such, in the case of a bankruptcy of our Partnership, there may be a delay of bankruptcy proceedings and the ability of unitholders and creditors to receive recovery after a bankruptcy proceeding.

We are a "foreign private issuer" under New York Stock Exchange, or the NYSE, rules, and as such we are entitled to exemption from certain corporate governance standards of the NYSE applicable to domestic companies, and holders of our common units may not have the same protections afforded to unitholders of companies that are subject to all of the NYSE corporate governance requirements.

We are a "foreign private issuer" under the securities laws of the United States and the rules of the NYSE. Under the securities laws of the United States, "foreign private issuers" are subject to different disclosure requirements than U.S. domiciled registrants, as well as different financial reporting requirements. Under the NYSE rules, a "foreign private issuer" is subject to less stringent corporate governance requirements. Subject to certain exceptions, the rules of the NYSE permit a "foreign private issuer" to follow its home country practice in lieu of the listing requirements of the NYSE.

A majority of our directors qualify as independent under the NYSE director independence requirements. However, we cannot assure you that we will continue to maintain an independent board in the future. In addition, we may have one or more non-independent directors serving as committee members on our compensation committee. As a result, non-independent directors may among other things, participate in fixing the compensation of our management, making share and option awards and resolving governance issues regarding our Partnership.

Accordingly, in the future holders of our common units may not have the same protections afforded to shareholders of companies that are subject to all of the NYSE corporate governance requirements.

For a description of our corporate governance practices, please see "Item 6. Directors, Senior Management and Employees."

Because we are organized under the laws of the Marshall Islands, it may be difficult to serve us with legal process or enforce judgments against us, our directors or our management.

We are organized under the laws of the Marshall Islands, and substantially all of our assets are located outside of the United States. In addition, our directors and officers generally are or will be non-residents of the United States, and all or a substantial portion of the assets of these non-residents are located outside the United States. As a result, it may be difficult or impossible for holders of our common units to bring an action against us or against these individuals in the United States if they believe that their rights have been infringed under securities laws or otherwise. Even if holders of our common units are successful in bringing an action of this kind, the laws of the Marshall Islands and of other jurisdictions may prevent or restrict them from enforcing a judgment against our assets or the assets of our directors or officers.

Our Partnership Agreement designates the Court of Chancery of the State of Delaware as the sole and exclusive forum, unless otherwise provided for by Marshall Islands law, for certain litigation that may be initiated by our unitholders, which could limit our unitholders' ability to obtain a favorable judicial forum for disputes with the Partnership.

Our Partnership Agreement provides that, unless otherwise provided for by Marshall Islands law, the Court of Chancery of the State of Delaware will be the sole and exclusive forum for any claims that:

arise out of or relate in any way to the Partnership Agreement (including any claims, suits or actions to interpret, apply or enforce the provisions of the Partnership Agreement or the duties, obligations or liabilities among limited partners or of limited partners to us, or the rights or powers of, or restrictions on, the limited partners or us);

are brought in a derivative manner on our behalf;

assert a claim of breach of a fiduciary duty owed by any director, officer or other employee of us or our General Partner, or owed by our General Partner, to us or the limited partners;

assert a claim arising pursuant to any provision of the Partnership Act; or

assert a claim governed by the internal affairs doctrine

regardless of whether such claims, suits, actions or proceedings sound in contract, tort, fraud or otherwise, are based on common law, statutory, equitable, legal or other grounds, or are derivative or direct claims. Any person or entity purchasing or otherwise acquiring any interest in our common units shall be deemed to have notice of and to have consented to the provisions described above. This forum selection provision may limit our unitholders' ability to obtain a judicial forum that they find favorable for disputes with us or our directors, officers or other employees or unitholders.

Substantial future sales of our common units could cause the market price of our common units to decline.

Sales of a substantial number of our common units in the public market, or the perception that these sales could occur, may depress the market price for our common units. These sales could also impair our ability to raise additional capital through the sale of our equity securities in the future.

The issuance by us of additional common units or other equity securities would have the following effects:

- our existing unitholders' proportionate ownership interest in us will decrease;
- the distribution amount payable per unit on our common units may be lower;
- the relative voting strength of each previously outstanding common unit may be diminished; and
- the market price of our common units may decline.

Provisions in our organizational documents may have anti-takeover effects.

Our Partnership Agreement contains provisions that could make it more difficult for a third-party to acquire us without the consent of our Board of Directors. These provisions require approval of our Board of Directors and prior consent of our General Partner.

These provisions could also make it difficult for our unitholders to replace or remove our current Board of Directors or could have the effect of discouraging, delaying or preventing an offer by a third-party to acquire us, even if the third-party's offer may be considered beneficial by many unitholders. As a result, unitholders may be limited in their ability to obtain a premium for their common units.

Risks Relating to our 2019 Notes

Our subsidiaries conduct the substantial majority of our operations and own our operating assets, and the right to receive payments on our Notes is structurally subordinated to the rights of the lenders of our subsidiaries.

Our subsidiaries conduct the substantial majority of our operations and own our operating assets. As a result, our ability to make required payments on our Notes depends in part on the operations of our subsidiaries and our subsidiaries' ability to make distributions to us. To the extent our subsidiaries are unable to distribute, or are restricted from distributing, funds to us, we may be unable to fulfill our obligations under our Notes. Our subsidiaries are separate and distinct legal entities and have no obligation, contingent or otherwise, to pay amounts due on our Notes or to make funds available for that purpose. Our Notes are not guaranteed by any of our subsidiaries or any other person.

The rights of holders of our Notes are structurally subordinated to the rights of our subsidiaries' lenders. A default by a subsidiary under its debt obligations would result in a block on distributions from the affected subsidiary to us. Our Notes are effectively junior to all existing and future liabilities of our subsidiaries. In the event of a bankruptcy, liquidation or reorganization of any of our subsidiaries, creditors of our subsidiaries will generally be entitled to payment of their claims from the assets of those subsidiaries before any assets are made available for distribution to us.

Our Notes are unsecured obligations and are subordinated to our secured debt.

Our Notes are unsecured and therefore are effectively subordinated to any secured debt we maintain or may incur to the extent of the value of the assets securing the debt. In the event of a bankruptcy or similar proceeding involving us, the assets that serve as collateral will be available to satisfy the obligations under any secured debt before any payments are made on our Notes. As of December, 2016, we had \$472.5 million of outstanding secured indebtedness. We will continue to have the ability to incur additional secured debt, subject to limitations in our credit facilities and the indenture relating to our Notes.

We may not have the ability to raise the funds necessary to purchase our Notes as required upon a change of control, and our existing and future debt may contain limitations on our ability to purchase our Notes.

Following the occurrence of a change of control event, as such is defined in the Notes indenture and supplement thereto, holders of Notes will have the right, at their option, to require us to purchase their Notes for cash. A change of control may also constitute an event of default or prepayment under, and result in the acceleration of the maturity of, our then existing indebtedness. We cannot assure you that we will have sufficient financial resources, or will be able to arrange financing, to pay the change of control purchase price in cash with respect to any Notes surrendered by holders for purchase upon a change of control. In addition, restrictions in our then existing credit facilities or other indebtedness, if any, may not allow us to purchase the Notes upon a change of control. Our failure to purchase the Notes upon a change of control when required would result in an event of default with respect to the Notes which could, in turn, constitute a default under the terms of our other indebtedness. If the repayment of the related indebtedness were to be accelerated after any applicable notice or grace periods, we may not have sufficient funds to repay the indebtedness and purchase the Notes and this could materially affect our financial condition.

Risks Relating to our Series A Preferred Units

Our Series A Preferred Units are subordinate to our indebtedness, and the interests of holders of Series A Preferred units could be diluted by the issuance of additional preferred units, including additional Series A Preferred Units, and by other transactions.

Our Series A Preferred Units are subordinated to all of our existing and future indebtedness. The payment of principal and interest on our debt reduces cash available for distributions and therefore, our ability to pay distributions on, redeem at our option or pay the liquidation preference on our Series A Preferred Units in liquidation or otherwise may be subject to prior payments due to the holders of our indebtedness.

The issuance of additional limited partner interests on a parity with or senior to our Series A Preferred Units would dilute the interests of the holders of our Series A Preferred Units, and any issuance of senior securities or parity securities or additional indebtedness could affect our ability to pay distributions on, redeem or pay the liquidation preference on our Series A Preferred Units. No provisions relating to our Series A Preferred Units protect the holders of our Series A Preferred Units in the event of a highly leveraged or other transaction, including a merger or the sale, lease or conveyance of all or substantially all of our assets or business, which might adversely affect the holders of our Series A Preferred Units.

In the event of any liquidation event, the amount of your liquidation preference is fixed and you will have no right to receive any greater payment regardless of the circumstances.

In the event of any liquidation, dissolution or winding up of our affairs, whether voluntary or involuntary, the payment due upon a liquidation event is fixed at a redemption price of \$25.00 per unit plus an amount equal to all accumulated and unpaid distributions up to, and including, the date of liquidation. If, in the case of a liquidation event, there are remaining assets to be distributed after payment of this amount, you will have no right to receive or to participate in these amounts. Furthermore, if the market price of your Series A Preferred Units is greater than the liquidation preference, you will have no right to receive the market price from us upon our liquidation.

As a holder of Series A Preferred Units you have extremely limited voting rights.

Your voting rights as a holder of Series A Preferred Units are extremely limited. Our common units are the only class of limited partner interests carrying full voting rights. Holders of the Series A Preferred Units generally have no voting rights. However, in the event that six quarterly distributions, whether consecutive or not, payable on Series A Preferred Units or any other parity securities (if applicable), are in arrears, the holders of Series A Preferred Units will have the right, voting together as a class with all other classes or series of parity securities (if applicable) upon which like voting rights have been conferred and are exercisable, to elect one additional director to serve on our Board of Directors, and the size of our Board of Directors will be increased as needed to accommodate such change (unless the holders of Series A Preferred Units and parity securities (if applicable) upon which like voting rights have been conferred, voting as a class, have previously elected a member of our Board of Directors, and such director continues then to serve on the Board of Directors). The right of such holders of Series A Preferred Units to elect a member of our Board of Directors will continue until such time as all accumulated and unpaid distributions on the Series A Preferred Units have been paid in full.

Risks Relating to Conflicts of Interest

Our Sponsor, our General Partner and their respective affiliates own a significant interest in us and have conflicts of interest and limited duties to us and our common unitholders, which may permit them to favor their own interests to your detriment.

Members of the Prokopiou Family control our Sponsor, our Manager and our General Partner. Our Sponsor currently owns 15,595,000 of our common units, representing approximately 43.9% of the outstanding common units and our General Partner owns a 0.1% General Partner interest in us and 100% of our incentive distribution rights and therefore may have considerable influence over our actions. The interests of our Sponsor and the members of the Prokopiou Family may be different from your interests and the relationships described above could create conflicts of interest. We cannot assure you that any conflicts of interest will be resolved in your favor.

Conflicts of interest may arise between our Sponsor and its affiliates on one hand, and us and our unitholders, on the other hand. As a result of these conflicts, our Sponsor and its affiliates may favor their own interests over the interests of our unitholders. Although a majority of our directors are elected by our common unitholders, our General Partner, through its appointed directors, has certain influence on decisions made by our Board of Directors. Our Board of Directors has a conflicts committee comprised of independent directors. Our Board of Directors may, but is not obligated to, seek approval of the conflicts committee for resolutions of conflicts of interest that may arise as a result of the relationships between our Sponsor and its affiliates, on the one hand, and us and our unaffiliated limited partners, on the other hand. There can be no assurance that a conflict of interest will be resolved in favor of us.

These conflicts include, among others, the following situations:

neither our Partnership Agreement nor any other agreement requires our Sponsor or our General Partner or their respective affiliates to pursue a business strategy that favors us or utilizes our assets, and their officers and directors have a fiduciary duty to make decisions in the best interests of their respective unitholders, which may be contrary to our interests;

our Partnership Agreement provides that our General Partner may make determinations or take or decline to take actions without regard to our or our unitholders' interests. Specifically, our General Partner may exercise its call right, pre-emptive rights, registration rights or right to make a determination to receive common units in exchange for resetting the target distribution levels related to the incentive distribution rights, consent or withhold consent to any merger or consolidation of the Partnership, appoint certain directors or vote for the election of any director, vote or refrain from voting on amendments to our Partnership Agreement that require a vote of the outstanding units, voluntarily withdraw from the Partnership, transfer (to the extent permitted under our Partnership Agreement) or refrain from transferring its units, the General Partner interest or incentive distribution rights or vote upon the dissolution of the Partnership;

our General Partner and our directors and officers have limited their liabilities and any fiduciary duties they may have under the laws of the Marshall Islands, while also restricting the remedies available to our unitholders, and, as a result of purchasing common units, unitholders are treated as having agreed to the modified standard of fiduciary duties and to certain actions that may be taken by the General Partner and our directors and officers, all as set forth in the Partnership Agreement;

our General Partner and our Manager are entitled to reimbursement of all reasonable costs incurred by them and their respective affiliates for our benefit; our Partnership Agreement does not restrict us from paying our General Partner and our Manager or their respective affiliates for any services rendered to us on terms that are fair and reasonable or entering into additional contractual arrangements with any of these entities on our behalf;

our General Partner may exercise its right to call and purchase our common units if it and its affiliates own more than 80% of our common units; and is not obligated to obtain a fairness opinion regarding the value of the common units to be repurchased by it upon the exercise of its limited call right.

Although a majority of our directors are elected by common unitholders, our General Partner will likely have substantial influence on decisions made by our Board of Directors.

Neither our Partnership Agreement nor any other agreement requires our Sponsor to pursue a business strategy that favors us or utilizes our assets or dictates what markets to pursue or grow. Our Sponsor's directors and executive officers have a fiduciary duty to make these decisions in the best interests of the shareholders of our Sponsor, which may be contrary to our interests.

Because certain of our officers and directors are also officers of our Sponsor and its affiliates, such directors have fiduciary duties to our Sponsor and its affiliates that may cause them to pursue business strategies that disproportionately benefit our Sponsor, or which otherwise are not in the best interests of us or our unitholders.

Our General Partner is allowed to take into account the interests of parties other than us, such as our Sponsor.

Our Partnership Agreement contains provisions that reduce the standards to which our General Partner would otherwise be held by Marshall Islands fiduciary duty law. For example, our Partnership Agreement permits our General Partner to make a number of decisions in its individual capacity, as opposed to in its capacity as our General Partner. This entitles our General Partner to consider only the interests and factors that it desires, and it has no duty or obligations to give any consideration to any interest of or factors affecting us, our affiliates or any unitholder. Decisions made by our General Partner in its individual capacity will be made by its sole owner, Dynagas Holding Ltd. Specifically, our General Partner will be considered to be acting in its individual capacity if it exercises its call right, pre-emptive rights, registration rights or right to make a determination to receive common units in a resetting of the target distribution levels related to its incentive distribution rights, consents or withholds consent to any merger or consolidation of the Partnership, appoints any directors or votes for the election of any director, votes or refrains from voting on amendments to our Partnership Agreement that require a vote of the outstanding units, voluntarily withdraws from the Partnership, transfers (to the extent permitted under our Partnership Agreement) or refrains from transferring its units, General Partner interest or incentive distribution rights it owns or votes upon the dissolution of the Partnership.

We reimburse our General Partner and its affiliates for expenses.

We reimburse our General Partner and its affiliates for costs incurred, if any, in managing and operating us. Our Partnership Agreement provides that our General Partner will determine the expenses that are allocable to us in good faith.

Common unitholders have no right to enforce obligations of our General Partner and its affiliates under agreements with us.

Any agreements between us, on the one hand, and our General Partner and its affiliates, on the other, will not grant to the unitholders, separate and apart from us, the right to enforce the obligations of our General Partner and its affiliates in our favor.

Contracts between us, on the one hand, and our General Partner and its affiliates, on the other, will not be the result of arm's-length negotiations.

Neither our Partnership Agreement nor any of the other agreements, contracts and arrangements between us and our General Partner and its affiliates are or will be the result of arm's-length negotiations. Our Partnership Agreement generally provides that any affiliated transaction, such as an agreement, contract or arrangement between us and our General Partner and its affiliates, must be:

on terms no less favorable to us than those generally being provided to or available from unrelated third-parties; or

"fair and reasonable" to us, taking into account the totality of the relationships between the parties involved (including other transactions that may be particularly favorable or advantageous to us).

Our Manager, which provides our executive officers and certain management and administrative services to us, may also enter into additional contractual arrangements with any of its affiliates on our behalf; however, there is no obligation of any affiliate of our Manager to enter into any contracts of this kind.

Common units are subject to our General Partner's limited call right.

Our General Partner may exercise its right to call and purchase common units as provided in the Partnership Agreement or assign this right to one of its affiliates or to us. Our General Partner may use its own discretion, free of fiduciary duty restrictions, in determining whether to exercise this right. Our General Partner is not obligated to obtain a fairness opinion regarding the value of the common units to be repurchased by it upon the exercise of this limited call right. As a result, a common unitholder may have common units purchased from the unitholder at an undesirable time or price.

We may choose not to retain separate counsel for ourselves or for the holders of common units.

The attorneys, independent accountants and others who perform services for us have been retained by our Board of Directors. Attorneys, independent accountants and others who perform services for us are selected by our Board of Directors or the conflicts committee and may perform services for our General Partner and its affiliates. We may retain separate counsel for ourselves or the holders of common units in the event of a conflict of interest between our General Partner and its affiliates, on the one hand, and us or the holders of common units, on the other, depending on the nature of the conflict. We do not intend to do so in most cases.

Tax Risks

In addition to the following risk factors, please see "Item 10. Additional Information—E. Taxation" for a more complete discussion of the material Marshall Islands and United States federal income tax consequences of owning and disposing of our common units.

We may be subject to taxes, which will reduce our cash available for distribution to our unitholders.

We and our subsidiaries may be subject to tax in the jurisdictions in which we are organized or operate, reducing the amount of cash available for distribution. In computing our tax obligation in these jurisdictions, we are required to take various tax accounting and reporting positions on matters that are not entirely free from doubt and for which we have not received rulings from the governing authorities. We cannot assure you that upon review of these positions the applicable authorities will agree with our positions. A successful challenge by a tax authority could result in additional tax imposed on us or our subsidiaries, further reducing the cash available for distribution. In addition, changes in our operations or ownership could result in additional tax being imposed on us or our subsidiaries in jurisdictions in which operations are conducted. Please see "Item 10. Additional Information—E. Taxation"

We may have to pay tax on United States-source income, which would reduce our earnings and cash flow.

Under the U.S. Internal Revenue Code of 1986, as amended, (the "Code") the United States source gross transportation income of a ship-owning or chartering corporation, such as ourselves, generally is subject to a 4% United States federal income tax without allowance for deduction, unless that corporation qualifies for exemption from tax under a tax treaty or Section 883 of the Code and the Treasury Regulations promulgated thereunder. U.S. source gross transportation income consists of 50% of the gross shipping income that is attributable to transportation that begins or ends, but that does not both begin and end, in the United States.

Based on advice we received from Seward & Kissel LLP, our United States counsel, we believe we qualified for this statutory tax exemption for our taxable year ended December 31, 2016, and we intend to take this position for United States federal income tax reporting purposes. However, there are factual circumstances beyond our control that could cause us to lose the benefit of this tax exemption in future taxable years and thereby become subject to the 4% United States federal income tax described above. It is noted that holders of our common units are limited to owning 4.9% of the voting power of such common units. Assuming that such limitation is treated as effective for purposes of determining voting power under Section 883, then our 5% Unitholders could not own 50% or more of our common units. If contrary to these expectations, our 5% Unitholders were to own 50% or more of the common units, we would not qualify for exemption under Section 883 unless we could establish that among the closely-held group of 5% Unitholders, there are sufficient 5% Unitholders that are qualified stockholders for purposes of Section 883 to preclude non-qualified 5% Unitholders in the closely-held group from owning 50% or more of our common units for more than half the number of days during the taxable year. In order to establish this, sufficient 5% Unitholders that are qualified stockholders would have to comply with certain documentation and certification requirements designed to substantiate their identity as qualified stockholders. These requirements are onerous and there can be no assurance that we would be able to satisfy them. The imposition of this taxation could have a negative effect on our business and would result in decreased earnings and cash available for distribution payments to our unitholders. For a more detailed discussion, see "Item 10. Additional Information—E. Taxation."

United States tax authorities could treat us as a "passive foreign investment company," which would have adverse United States federal income tax consequences to United States unitholders.

A non-U.S. entity treated as a corporation for United States federal income tax purposes will be treated as a "passive foreign investment company" (or PFIC) for U.S. federal income tax purposes if at least 75% of its gross income for any taxable year consists of "passive income" or at least 50% of the average value of its assets produce, or are held for the production of, "passive income." For purposes of these tests, "passive income" includes dividends, interest, gains from the sale or exchange of investment property, and rents and royalties other than rents and royalties that are received from unrelated parties in connection with the active conduct of a trade or business. For purposes of these tests, income derived from the performance of services does not constitute "passive income." U.S. shareholders of a PFIC are subject to a disadvantageous United States federal income tax regime with respect to the income derived by the PFIC, the distributions they receive from the PFIC, and the gain, if any, they derive from the sale or other disposition of their interests in the PFIC. Based on our current and projected method of operation, and on an opinion of our United States counsel, Seward & Kissel LLP, we believe that we were not a PFIC in the year ended December 31, 2016 and do not expect to be a PFIC for any future taxable year. We have received an opinion of our United States counsel in support of this position that concludes that the income our subsidiaries earned from certain of our time-chartering activities should not constitute passive income for purposes of determining whether we are a PFIC. In addition, we have represented to our United States counsel that we expect that more than 25% of our gross income for the year ended December 31, 2016 and each future year will arise from such time-chartering activities or other income which does not constitute passive income, and more than 50% of the average value of our assets for each such year will be held for the production of such non passive income. Assuming the composition of our income and assets is consistent with these expectations, and assuming the accuracy of other representations we have made to our United States counsel for purposes of their opinion, our United States counsel is of the opinion that we should not be a PFIC for the year ended December 31, 2016 year or any future year. This opinion is based and its accuracy is conditioned on representations, valuations and projections provided by us regarding our assets, income and charters to our United States counsel. While we believe these representations, valuations and projections to be accurate, the shipping market is volatile and no assurance can be given that they will continue to be accurate at any time in the future.

While Seward & Kissel LLP, our United States counsel, has provided us with an opinion in support of our position, the conclusions reached are not free from doubt, and it is possible that the United States Internal Revenue Service, or the IRS, or a court could disagree with this position. In addition, although we intend to conduct our affairs in a manner to avoid being classified as a PFIC with respect to each taxable year, we cannot assure you that the nature of our operations will not change in the future and that we will not become a PFIC in any taxable year. If the IRS were to find that we are or have been a PFIC for any taxable year (and regardless of whether we remain a PFIC for subsequent taxable years), our U.S. unitholders would face adverse United States federal income tax consequences. See "Item 10. Additional Information—E. Taxation" for a more detailed discussion of the United States federal income tax consequences to United States unitholders if we are treated as a PFIC.

ITEM 4. INFORMATION ON THE PARTNERSHIP

A. HISTORY AND DEVELOPMENT OF THE PARTNERSHIP

Dynagas LNG Partners LP was organized as a limited partnership in the Republic of the Marshall Islands on May 29, 2013 for the purpose of owning, operating, and acquiring LNG carriers. In October 2013, we acquired from our Sponsor three LNG carriers, the *Clean Energy*, the *Ob River* and the *Amur River* (formerly named the *Clean Force*), which we refer to as our Initial Fleet, in exchange for 6,735,000 of our common units and all of our subordinated units. In November 2013, we completed our underwritten IPO of 8,250,000 common units, together with 4,250,000 common units offered by our Sponsor, at \$18.00 per common unit, and in December 2013, the underwriters in the IPO exercised in full their option to purchase an additional 1,875,000 common units from our Sponsor. Our common units trade on the NYSE under the ticker symbol "DLNG."

Pursuant to the Omnibus Agreement that we, and certain of our subsidiaries, have entered into with our Sponsor and our General Partner, we have the right, subject to certain conditions, to acquire from our Sponsor certain identified LNG carriers. Please see "—Optional Vessels" for a description of these vessels.

Securities Offerings (following the IPO)

In June 2014, we completed our underwritten public offering of 4,800,000 common units at \$22.79 common per unit, and on June 18, 2014, the underwriters in the offering exercised their option to purchase an additional 720,000 common units at the same price.

In September 2014, we completed our underwritten public offering of \$250.0 million aggregate principal amount 6.25% Senior Notes due 2019, or our 2019 Notes. The 2019 Notes commenced trading on the NYSE on December 30, 2014 under the ticker symbol "DLNG 19."

In July 2015, we completed our underwritten public offering of 3,000,000 9.00% Series A Cumulative Redeemable Preferred Units at \$25.00 per unit. Our Series A Preferred Units trade on the NYSE under the ticker symbol "DLNG PR A."

Conversion of Subordinated Units

On January 23, 2017, upon our payment to unitholders of the quarterly distribution in respect of the fourth quarter of 2016, the conditions set forth in the Partnership Agreement for the conversion of the subordinated units were satisfied and the subordination period expired. At the expiration of the subordination period, the 14,985,000 subordinated units owned by the Sponsor converted into common units on a one-for-one basis. Upon the conversion of the subordinated units and as of the date of this Annual Report there are 35,490,000 common units outstanding and no subordinated units outstanding.

Vessel Acquisitions

In June 2014, we completed the acquisition of the *Arctic Aurora*, a 2013-built ice class liquefied natural gas carrier, and the related time charter contract, from our Sponsor, pursuant to our right to acquire this vessel under the Omnibus Agreement in effect at that time, for a purchase price of \$235.0 million. We funded the purchase price of this vessel using the net proceeds we received in the June 2014 offering together with the proceeds we received from our \$340 Million Senior Credit Facility.

In September 2014, we completed the acquisition of the *Yenisei River*, a 2013-built ice class liquefied natural gas carrier, and the related time charter contract, from our Sponsor, pursuant to our right to acquire this vessel under the Omnibus Agreement in effect at that time, for a purchase price of \$257.5 million. We funded the purchase price of this vessel using the net proceeds we received from our 2019 Notes offering, together with cash on hand.

In December 2015, we acquired the *Lena River*, a 2013-built ice class liquefied natural gas carrier, and the related time charter contract, from our Sponsor, pursuant to our right to acquire this vessel under the Omnibus Agreement in effect at that time, for a purchase price of \$240.0 million. We funded the purchase price using the net proceeds we received from our offering of Series A Preferred Units, borrowings under our \$200 Million Term Loan Facility, and cash on hand.

Our principal executive offices are located at 23, Rue Basse, 98000 Monaco and our telephone number at that address is 011 377 99 99 6445.

B. BUSINESS OVERVIEW

We are a growth-oriented limited partnership focused on owning and operating LNG carriers. Our vessels are currently employed on multi-year time charters, which we define as charters of two years or more, with international energy companies, such as Shell (which acquired BG Group in February 2016), Gazprom and Statoil, providing us with the benefits of stable cash flows and high utilization rates. We intend to leverage the reputation, expertise and relationships of our Sponsor and our Manager in maintaining cost-efficient operations and providing reliable seaborne transportation services to our charterers. In addition, we intend to make further vessel acquisitions from our Sponsor and from third-parties. There is no guarantee that we will grow the size of our Fleet or the per unit distributions that we intend to pay, or that we will be able to make further vessel acquisitions from our Sponsor or third-parties.

Our Fleet

We currently own and operate a fleet of six LNG carriers, consisting of the three LNG carriers in our Initial Fleet, the *Clean Energy*, the *Ob River* and the *Amur River* (formerly named the *Clean Force*), and three 2013-built Ice Class LNG carriers that we subsequently acquired from our Sponsor the *Arctic Aurora*, the *Yenisei River*, and the *Lena River*, which we refer to collectively as our "Fleet." The vessels in our Fleet have an average age of 6.6 years and are contracted under multi-year charters with Shell, Gazprom, Statoil and Yamal with an average remaining charter term, as of March 17, 2017, of approximately 10.6 years, including the charter agreements relating to the *Yenisei River* and the *Lena River* with Yamal. The Yamal charter agreements for the *Yenisei River* and the *Lena River* are subject to important conditions, which, unless satisfied, may result in the cancellation of the charter agreement at the charterer's option, in which case we would not realize any revenues under such charter agreements.

Our Fleet is managed by our Manager, Dynagas Ltd., a company controlled by Mr. Georgios Prokopiou. See "Item 7. Major Unitholders and Related Party Transactions—B. Related Party Transactions."

All of the vessels in our Fleet other than the *Clean Energy* have been assigned with Lloyds Register Ice Class notation 1A FS, or Ice Class, designation for hull and machinery and are fully winterized, which means that they are designed to call at ice-bound and harsh environment terminals and to withstand temperatures up to minus 30 degrees Celsius. According to Drewry, as of January 31, 2017, only eleven LNG carriers, representing 2.5% of the LNG vessels in the global LNG fleet, have an Ice Class 1A designation or equivalent rating. Moreover, we are the only LNG transportation company in the world that is currently transiting the Northern Sea Route, which is a shipping lane from the Atlantic Ocean to the Pacific Ocean entirely in Arctic waters, with LNG carriers. In addition, we believe that each of the vessels in our Fleet is optimally sized with a carrying capacity of between approximately 150,000 and 155,000 cbm, which allows us to maximize operational flexibility as such medium-to-large size LNG vessels are compatible with most existing LNG terminals around the world. We believe that these specifications enhance our trading capabilities and future employment opportunities because they provide greater diversity in the trading routes available to our charterers.

We believe that the key characteristics of each of the vessels in our Fleet include the following:

optimal sizing with a carrying capacity of between approximately 150,000 and 155,000 cbm (which is a medium- to large-size class of LNG carrier) that maximizes operational flexibility as such vessel is compatible with most existing LNG terminals around the world;

the vessels in our Fleet consist of two series of sister vessels, which are vessels built at the same shipyard, Hyundai Heavy Industries Co. Ltd., that share (i) a near-identical hull and superstructure layout, (ii) similar displacement, and (iii) roughly comparable features and equipment;

utilization of a membrane containment system that uses insulation built directly into the hull of the vessel with a membrane covering inside the tanks designed to maintain integrity and that uses the vessel's hull to directly support the pressure of the LNG cargo, which we refer to as a "membrane containment system" (see "—The International Liquefied Natural Gas (LNG) Shipping Industry—The LNG Fleet" for a description of the types of LNG containment systems); and

double-hull construction, based on the current LNG shipping industry standard.

According to Drewry, as of January 31, 2017, there were only 49 LNG carriers currently in operation, including the six vessels in our fleet, with a carrying capacity of between 149,000 and 155,000 cbm and a membrane containment system. There are currently no orders in this size range having a membrane containment system, but there are five vessels within this size range on order which will be built with a Moss containment system. This is a well-established spherical containment system designed in Norway which has been in use for many years.

The following table sets forth additional information about our Fleet as of the date of this Annual Report:

Vessel Name	Year Built	Capacity (cbm)	Ice Class	Propulsion	Flag State	Charterer	Charter		Latest Charter Expiration Including Non-Exercised Options
							Commencement/ Expected Commencement Date	Earliest Charter Expiration Date	
<i>Clean Energy</i>	2007	149,700	No	Steam	Marshall Islands	Shell	February 2012	April 2017	May 2017 ⁽¹⁾
						Gazprom	July 2018	March 2026	April 2026 ⁽²⁾
<i>Ob River</i>	2007	149,700	Yes	Steam	Marshall Islands	Gazprom	September 2012	April 2018	May 2018 ⁽³⁾
						Gazprom	April 2018	March 2028	May 2028 ⁽⁴⁾
<i>Amur River</i>	2008	149,700	Yes	Steam	Marshall Islands	Gazprom	June 2015	June 2028	August 2028
<i>Arctic Aurora</i>	2013	155,000	Yes	TFDE*	Malta	Statoil	August 2013	July 2018	October 2018
<i>Yenisei River</i>	2013	155,000	Yes	TFDE*	Marshall Islands	Gazprom	July 2013	July 2018	August 2018
<i>Lena River</i>	2013	155,000	Yes	TFDE*	Marshall Islands	Yamal	2019 (estimated)	2033/2034	2049 ⁽⁵⁾
						Gazprom	October 2013	September 2018	October 2018
						Yamal	2019-2020 (estimated)	2034/2035	2049/2050 ⁽⁵⁾

* As used in this Annual Report, "TFDE" refers to tri-fuel diesel electric propulsion system.

- (1) Following the expiration of the charter with Shell, the *Clean Energy* will undergo its statutory class five-year special survey and dry-docking. We expect to seek to employ the *Clean Energy* under short term employment until the commencement of the new charter with Gazprom.
- (2) On October 31, 2016, we entered into a time charter contract with Gazprom for the employment of the *Clean Energy* for a firm period of seven year and nine months. The charter is expected to commence in July 2018.
- (3) On March 23, 2016, Gazprom extended the term of the existing charter, on substantially identical terms, until May 2018.
- (4) On March 24, 2016, we entered into a new long-term charter with Gazprom for the *Ob River*, for a firm charter duration of 10 years. This charter is expected to commence upon expiration of the current Gazprom charter for the *Ob River*.
- (5) The *Yenisei River* and the *Lena River* are each contracted to commence employment within one year delivery windows starting January 1, 2019 and June 30, 2019, respectively, under multi-year time charter contracts with Yamal in the Yamal LNG Project, each with an initial term of 15 years, which may each be extended by three consecutive periods of five years. Each of these time charter contracts is subject to important conditions, which, if not satisfied, or waived by the charterer, may result in their cancellation, early termination or amendment, before or after their charter term commences, in which case, we may not receive the contracted revenues thereunder. Please see "—Our Chartering Strategy and Charterers" for additional information.

The Optional Vessels

The Omnibus Agreement provides us with the right to acquire from our Sponsor certain identified vessels. Initially, this agreement provided us with the right to acquire from our Sponsor seven fully winterized LNG carrier vessels, of which, as of the date of this Annual Report, we have purchased three such vessels. We currently have the right to acquire the four remaining Initial Optional Vessels.

In addition, following an amendment to the Omnibus Agreement in April 2016, we also have the right to acquire from our Sponsor its interest, which is currently 49.0%, in each of the five entities that each owns a 172,000 cubic meter ARC7 LNG carrier, which are the Additional Optional Vessels, subject to the terms and conditions of the Omnibus Agreement. Each of the Additional Optional Vessels is either currently under construction or is expected to commence being constructed within 2017.

We may exercise our right to purchase each of the Optional Vessels for a specified period following the date of delivery of such vessel from the shipyard. For additional information, please see "—Rights to Purchase Optional Vessels" and "Item 7. Major Unitholders and Related Party Transactions—B. Related Party Transactions."

Initial Optional Vessels

Our Sponsor owns, directly or indirectly, 100% of the equity interests of the entities that own the four Initial Optional Vessels. One of the Initial Optional Vessels, the *Clean Ocean*, is operating under a multi-year time charter with Cheniere, after which time, it is scheduled to commence employment under a long-term time charter for the Yamal LNG Project. Three of the Initial Optional Vessels, the *Clean Planet*, *Clean Horizon*, and *Clean Vision*, currently operate in an LNG carrier pool, or the Cool Pool, that was established on October 1, 2015, by our Manager, Golar LNG Limited and Gaslog Carriers Ltd., with a view to optimizing the operation of the pool vessels through improved scheduling, efficiencies and common marketing of the pooled vessels. Vessels operating in the Cool Pool are employed in the LNG spot market on charters of twelve months or less. Together with our Sponsor's three vessels, the Cool Pool currently consists of 18 LNG carriers. In 2019, the *Clean Planet*, *Clean Horizon*, and *Clean Vision* are scheduled to commence employment under long-term charters with Yamal.

Additional Optional Vessels

In August 2015, our Sponsor and two unrelated third-parties, Sinotrans and China LNG Shipping, entered into a joint venture, pursuant to which they agreed to share in the ownership and operation of the Additional Optional Vessels. The Additional Optional Vessels are either currently under construction or expected to commence being built within 2017 at Daewoo Shipbuilding & Marine Engineering Co., or DSME. Two of the Additional Optional Vessels are expected to be delivered to the joint venture in the fourth quarter of 2017 and three of the Additional Optional Vessels are expected to be delivered in the first quarter of 2019. Upon each of their deliveries, the Additional Optional Vessels are scheduled to commence employment under long-term charters for the Yamal LNG Project. Our Manager will provide vessel management services for the Additional Optional Vessels.

Our Sponsor currently owns a 49.0% ownership interest in each of the five entities that each owns an Additional Optional Vessel, and Sinotrans and China LNG Shipping equally split the remaining 51.0% ownership interest of each such entity. Under the Omnibus Agreement, we have the right, subject to certain conditions, to acquire our Sponsor's ownership interest in each of the five entities referenced above that respectively own the Additional Optional Vessels.

Specifications of the Optional Vessels

Each of the Optional Vessels has, or is expected to have, the Ice Class designation, or its equivalent, for hull and machinery. In the event we acquire any or all of the Optional Vessels in the future, we believe the staggered delivery dates of these newbuilding LNG carriers will facilitate a smooth integration of the vessels into our Fleet, contributing to our annual Fleet growth through 2021.

The Initial Optional Vessels are equipped with a membrane containment system. The compact and efficient utilization of the hull structure reduces the required principal dimensions of the vessel compared to earlier LNG designs and results in relatively higher fuel efficiency and smaller quantities of LNG required for cooling down vessels' tanks. In addition, the Initial Optional Vessels are equipped with a tri-fuel diesel electric propulsion system, which is expected to reduce both fuel costs and emissions.

The five 172,000 cubic meter ARC7 Additional Optional Vessels that are either under construction or expected to commence being constructed at DSME in South Korea will have a maximum of 2.1 meter ice breaking capabilities in both forward and reverse directions.

The following table provides certain information about the Optional Vessels as of the date of this Annual Report.

Vessel Name	Shipyard ⁽⁴⁾	Delivery Date	Capacity Cbm	Ice Class	Charter Commencement	Pool / Charterer	Earliest Charter Expiration
Initial Optional Vessels:							
<i>Clean Ocean</i> ⁽¹⁾	HHI	Q2-2014	162,000	Yes	Q2 2015	Cheniere & Yamal	2035
<i>Clean Planet</i> ⁽²⁾	HHI	Q3-2014	162,000	Yes	2019	Cool Pool & Yamal	2034
<i>Clean Horizon</i> ⁽²⁾	HHI	Q3-2015	162,000	Yes	2019	Cool Pool & Yamal	2034
<i>Clean Vision</i> ⁽²⁾	HHI	Q1-2016	162,000	Yes	2019	Cool Pool & Yamal	2034
Additional Optional Vessels*:							
<i>Hull No.2421</i> ⁽³⁾	DSME	Q4-2017	172,410	Yes	2017	Yamal	Q4-2045
<i>Hull No.2422</i> ⁽³⁾	DSME	Q4-2017	172,410	Yes	2017	Yamal	Q4-2045
<i>Hull No.2427</i> ⁽³⁾	DSME	Q1-2019	172,410	Yes	2019	Yamal	Q4-2045
<i>Hull No.2428</i> ⁽³⁾	DSME	Q1-2019	172,410	Yes	2019	Yamal	Q4-2045
<i>Hull No.2429</i> ⁽³⁾	DSME	Q1-2019	172,410	Yes	2019	Yamal	Q4-2045

* Our Sponsor directly or indirectly owns a 49.0% interest in these vessels.

- (1) Following the expiration of the time charter with Cheniere, this vessel is contracted to be employed under a long term time charter for the Yamal LNG project, for a period of 15 years, which may be extended by three consecutive five-year optional periods.
- (2) Vessel is contracted to commence employment within 2019 under long term charters for the Yamal LNG Project for an initial term of 15 years, which may be extended by three consecutive periods of five years each.
- (3) Upon its delivery from the shipyard, vessel will operate under a fixed rate time charter contract for the Yamal LNG Project until December 31, 2045, plus two consecutive five-year extension options.
- (4) As used in this Annual Report, "HHI" refers to the shipyard Hyundai Heavy Industries Co. Ltd.

Rights to Purchase the Optional Vessels

Under the Omnibus Agreement, we have the right, subject to certain conditions, to purchase from our Sponsor the Initial Optional Vessels and our Sponsor's ownership interest in the entities that respectively own the Additional Optional Vessels at a purchase price to be determined pursuant to the terms and conditions of the Omnibus Agreement. These purchase rights expire 24 months following the respective delivery of each Initial Optional Vessel from the shipyard, (or in the case of the *Clean Ocean* and the *Clean Planet*, until March 31, 2017), and in the case of our Sponsor's ownership interest in the entities that own the Additional Optional Vessels, within 24 months following the expiration, without acceptance, of our 30-day option to purchase such interests pursuant to the Omnibus Agreement, so long as such Additional Optional Vessels are employed under a long-term charter of four or more years upon their respective delivery dates). We may also mutually agree with our Sponsor, with the approval of our Conflicts Committee, to extend the purchase option exercise period. We are currently in discussions with our Sponsor to extend the exercise period of the *Clean Ocean* and the *Clean Planet* purchase options.

If we are unable to agree with our Sponsor on the purchase price of any of the Initial Optional Vessels or our Sponsor's ownership interest in the entities that respectively own the Additional Optional Vessels, as the case may be, the respective purchase price will be determined by an independent appraiser, such as an investment banking firm, broker or firm generally recognized in the shipping industry as qualified to perform the tasks for which such firm has been engaged, and we will have the right, but not the obligation, to purchase such assets at such price. The independent appraiser will be mutually appointed by our Sponsor and a committee comprised of certain of our independent directors, or the conflicts committee. See "Item 7. Major Unitholders and Related Party Transactions—B. Related Party Transactions" for information on how the purchase price is calculated.

The purchase price of the Initial Optional Vessels or our Sponsor's ownership interest in the Additional Optional Vessels, as the case may be, as finally determined by an independent appraiser, may be an amount that is greater than what we are able or willing to pay or we may be unwilling to proceed to purchase such vessel if such acquisition would not be in our best interests. We will not be obliged to purchase the Optional Vessels at the determined price, and, accordingly, we may not complete the purchase of such vessels, which may have an adverse effect on our expected plans for growth. In addition, our ability to purchase the Optional Vessels, should we exercise our right to purchase such vessels, is dependent on our ability to obtain additional financing to fund all or a portion of the acquisition costs of these vessels.

We acquired from our Sponsor the *Arctic Aurora* and the *Yenisei River* in 2014, and the *Lena River* in 2015, pursuant to our right to acquire such vessels under the Omnibus Agreement. As of the date of this Annual Report, we have not secured any financing in connection with the potential acquisition of any of the remaining Optional Vessels.

Our Sponsor has secured financing for the Initial Optional Vessels and, our Sponsor together with its joint venture partners, have secured financing for the Additional Optional Vessels. In the event we acquire any or all of such Optional Vessels in the future, we may enter into agreements with our Sponsor to novate these loan agreements to us. Any such novation would be subject to each respective lender's consent. Please see "Risk Factors—Our Sponsor may be unable to service its debt requirements and comply with the provisions contained in the credit agreements secured by the Optional Vessels. If our Sponsor fails to perform its obligations under its loan agreements, our business and expected plans for growth may be materially affected."

Our Chartering Strategy and Charterers

We seek to employ our vessels on multi-year time charters with international energy companies that provide us with the benefits of stable cash flows and high utilization rates. We charter our vessels for a fixed period of time at daily rates that are generally fixed, but which could contain a variable component to adjust for, among other things, inflation and/or to offset the effects of increases in operating expenses.

The *Clean Energy* is currently chartered to Shell under a time charter contract with the latest charter expiration in May 2017. The *Clean Energy* is further contracted to Gazprom for a charter term of seven years and nine months, which is expected to commence in July 2018. Following the expiration of the existing charter with Shell, the *Clean Energy* will undergo its statutory class five-year special survey and dry-docking and we expect to employ the *Clean Energy* under short term employment until the commencement of the new charter with Gazprom.

The *Ob River*, *Yenisei River*, *Amur River* and the *Lena River* are currently employed with Gazprom under time charter contracts with an average remaining term of approximately 3.8 years as of March 17, 2017, based on the earliest redelivery under our charters. The *Ob River* is further contracted to Gazprom for a charter term of 10 years, upon the expiration of its current charter. The *Arctic Aurora* is currently chartered to Statoil under a time charter contract with an average remaining term of approximately 1.3 years as of March 17, 2016, based on the earliest redelivery permitted under this charter.

In October 2016, in connection with the new charter with Gazprom for the *Clean Energy*, discussed above, we also entered into an agreement with Gazprom to reduce the charter hire rate on the *Yenisei River* and the *Lena River*. These reductions became effective November 1, 2016 and, as of March 17, 2017 are expected to reduce on a combined basis our estimated future contract backlog by approximately \$14.6 million over the vessels' remaining charter term.

The *Yenisei River* and the *Lena River* are further contracted for the Yamal LNG Project for an initial term of 15 years, beginning between January 1, 2019 and June 30, 2020, which may be extended for three consecutive periods of five years each at charterer's option. These charter contracts are subject to significant conditions, which, if not satisfied, or waived by the charterer, may result in termination of the charter at the charterer's option, prior to or after employment commences, in which case we may not realize any revenues under such charter agreements. These conditions include, but are not limited to, requirements with respect to our Sponsor and certain of its affiliates, which may be outside of our control. We can provide no assurance that these two vessels will be able to commence employment under the Yamal LNG Project charter agreements or realize any revenues under such charter agreements.

Based on the charter contracts described in the preceding paragraphs and the minimum expected number of days committed under those contracts (excluding options to extend), as of March 17, 2017, we had estimated contracted revenue backlog of approximately \$1.55 billion with average remaining contract duration of 10.6 years.

We may not be able to perform under these contracts due to events within or beyond our control, and our counterparty may seek to cancel or renegotiate our contracts for various reasons. Our inability or the inability of our counterparty, to perform under the respective contractual obligations may affect our ability to realize the estimated contractual backlog listed above and may have a material adverse effect on our financial position, results of operations and cash flows and our ability to realize the contracted revenues under these agreements. Our estimated contract backlog may be adversely affected if the Yamal LNG Project for which certain of our vessels are contracted to be employed is delayed, abandoned, underutilized or not completed due to changes in the demand for LNG.

In the year ended December 31, 2016, we received all of our revenues from three charterers, which individually accounted for 66%, 18% and 16% of our revenues, respectively, as compared to the same period in 2015, which individually accounted for 52%, 29% and 19% respectively.

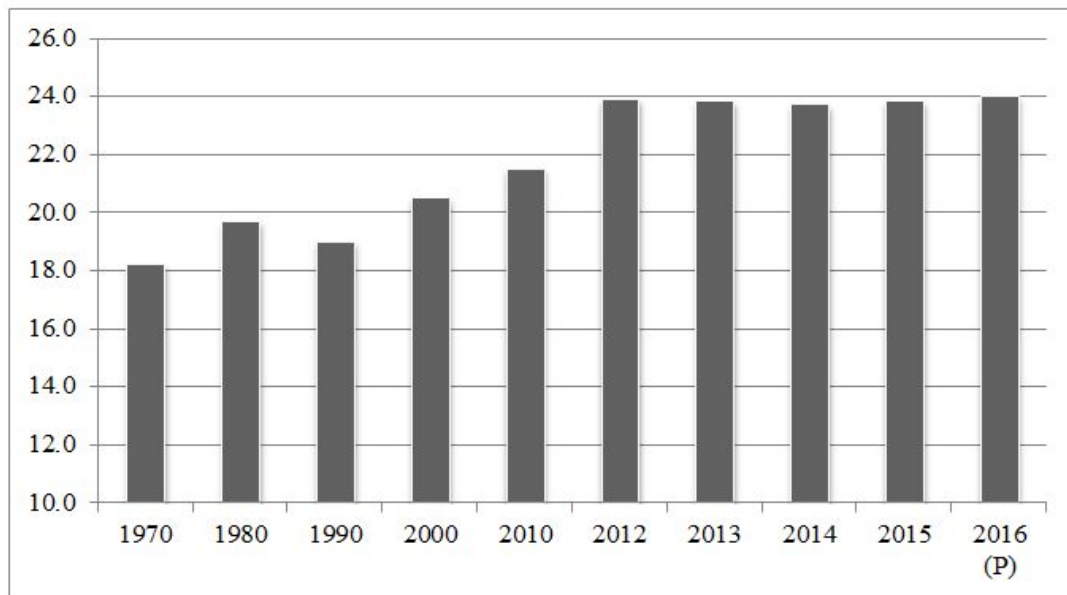
The International Liquefied Natural Gas (LNG) Shipping Industry

All the information and data presented in this section, including the analysis of the various sectors of the international liquefied natural gas (LNG) shipping industry has been provided by Drewry Shipping Consultants, Ltd., or Drewry, an independent consulting and research company. Drewry has advised that the statistical and graphical information contained herein is drawn from its database and other sources. In connection therewith, Drewry has advised that: (a) certain information in Drewry's database is derived from estimates or subjective judgments; (b) the information in the databases of other maritime data collection agencies may differ from the information in Drewry's database; (c) while Drewry has taken reasonable care in the compilation of the statistical and graphical information and believes it to be accurate and correct, data compilation is subject to limited audit and validation procedures.

Overview of Natural Gas Market

Natural gas is one of the key sources of global energy; the others include oil, coal, hydroelectricity and nuclear power. In the last three decades, demand for natural gas has grown faster than the demand for any other fossil fuel. Since the early 1970s, natural gas' share of total global primary energy consumption has risen from 18% in 1970 to 24% in 2016.

Natural Gas Share of Primary Energy Consumption: 1970-2016⁽¹⁾
(% – Based On Million Tons Oil Equivalent)



(1) Provisional

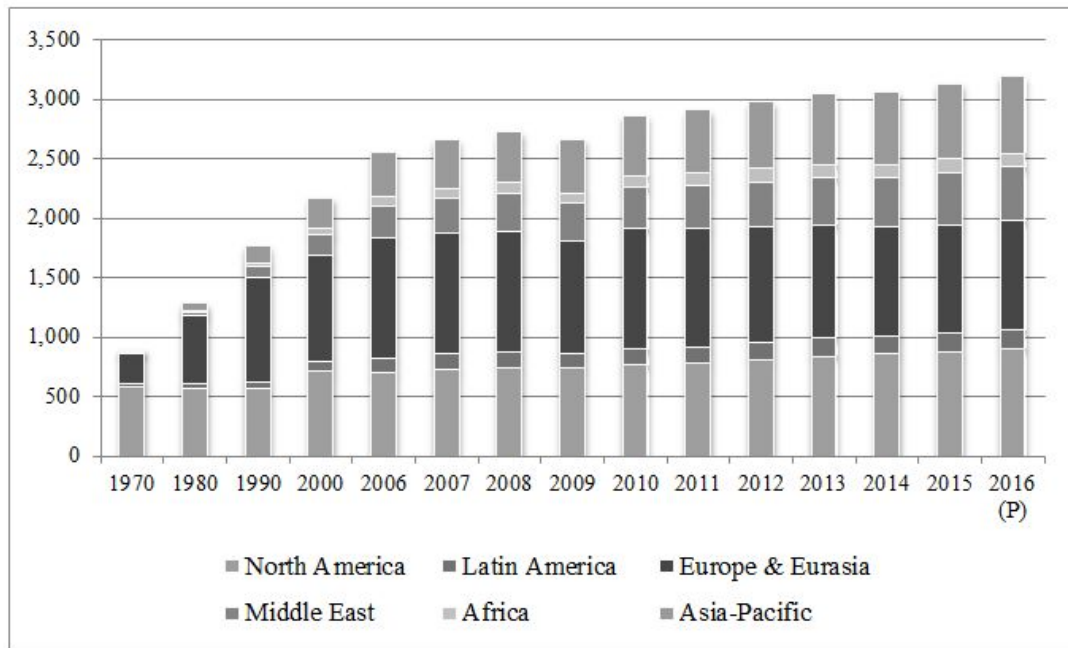
Source: Industry sources, Drewry

Natural gas has a number of advantages that will make it a competitive source of energy in the future. Apart from abundant supplies, which will help to keep gas prices competitive, it is the fossil fuel least affected by regulatory policies aimed to curb greenhouse gas emissions because it is the lowest carbon-intensive fossil fuel. In recent years, consumption of natural gas has risen steadily due to global economic growth and increasing energy demand, consumers' desires to diversify energy sources, market deregulation, competitive pricing and recognition that natural gas is a cleaner energy source as compared to coal and oil. Carbon dioxide emissions and other pollutants from gas are half the level produced from coal when used in power generation.

Natural gas is primarily used in power generation (electricity) and for heating. Worldwide reserves are estimated at 188 trillion cubic meters (cbm), which is enough for 53 years of supply at current rates of consumption. Over the past decade, global LNG demand has risen over 2.2% per annum, with growth of 5.4% per annum in the Middle East and Asia-Pacific followed by Africa at 3.9%.

As such, in the last decade a large part of the growth in natural gas consumption has been accounted for by Asia and the Middle East regions, where gas consumption is up nearly 70% between 2006 and 2016.

World Natural Gas Consumption: 1970-2016¹
(Million Tons Oil Equivalent)

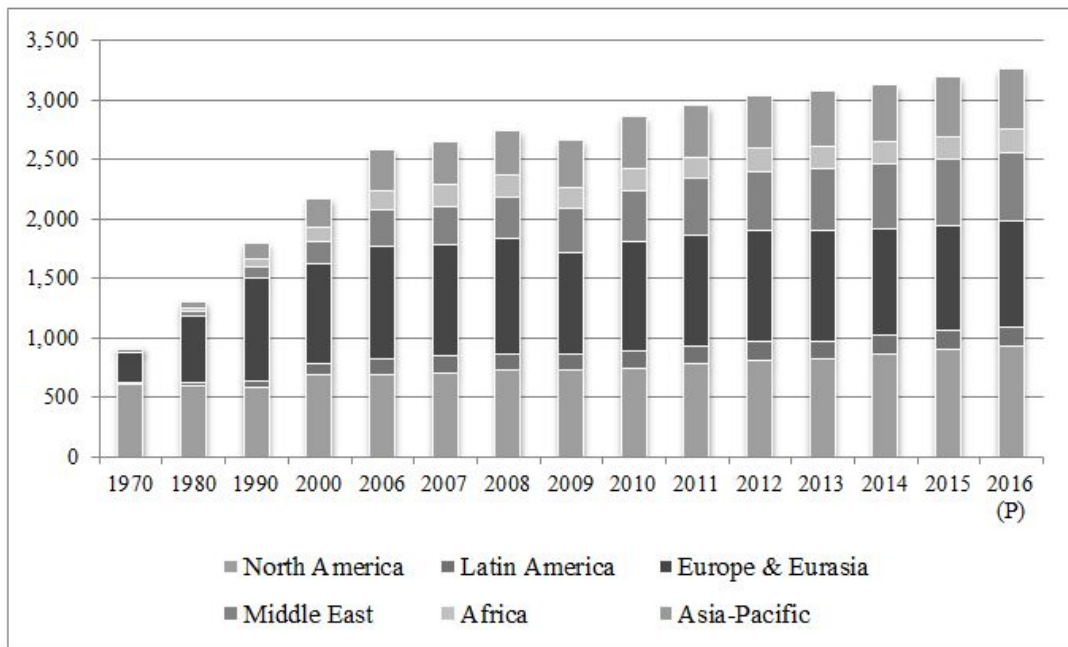


(1) Provisional

Source: Industry sources, Drewry

The International Energy Agency (IEA) has stated that global reserves of natural gas are large enough to accommodate rapid expansion of gas demand for several decades. Gas reserves and production are widely spread across the globe but the geographical disparity between areas of production and areas of consumption has been the principal stimulus of international trade in gas.

World Natural Gas Production: 1970-2016¹
(Million Tons Oil Equivalent)



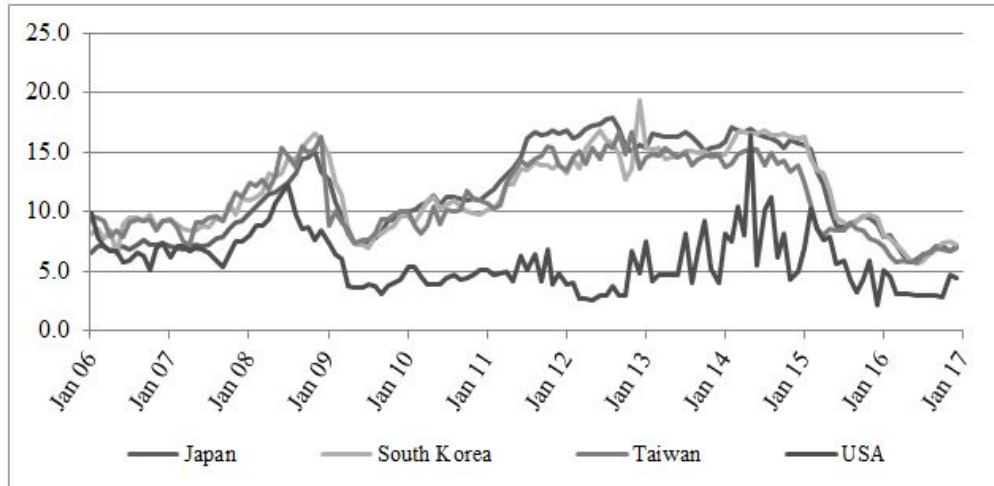
(1) Provisional

Source: Industry sources, Drewry

Gas production in North America has increased due to the emergence of shale gas reserves and new techniques such as horizontal drilling & hydraulic fracturing to access and extract these reserves. United States (U.S). domestic gas production now exceeds domestic gas consumption for a large part of the year which may reduce future gas import rates. Additionally, rising U.S. domestic production may drive down domestic gas prices and raise the likelihood of U.S. gas exports.

As a result of these developments the North American gas market is moving in a different cycle from the rest of the world and there is a price differential with other markets (see the chart below). Regional price differentials create the opportunity for arbitrage and also act as a catalyst for the construction of new productive capacity. Given these conditions, interest in exporting LNG gas from the U.S. has grown and a number of new liquefaction plants are now planned. That said, the price differential has reduced substantially since 2014 because of a sharp decline in LNG prices in international market and this has led to delay in some new planned facilities.

Natural Gas Prices: 2006-2016
(U.S. \$ per Mbtu)

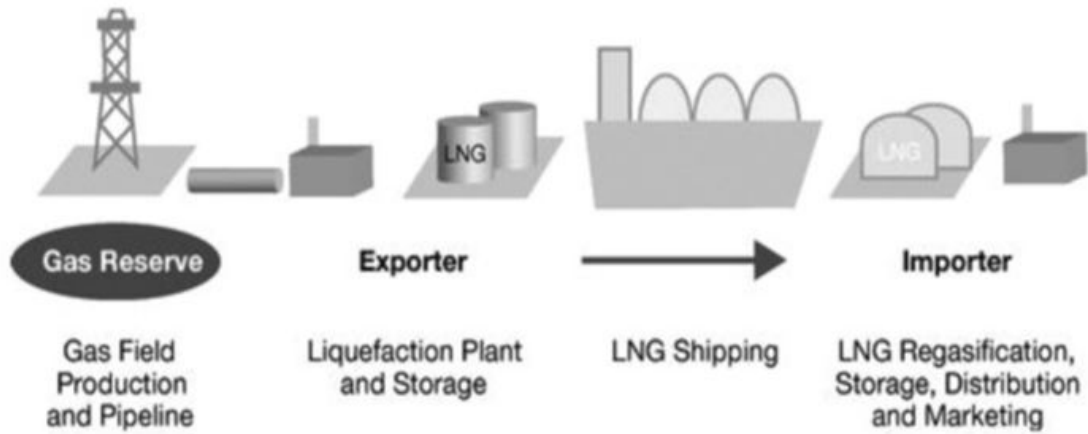


Source: Drewry

The LNG Market

To turn natural gas into a liquefied form, natural gas must be super cooled to a temperature of approximately minus 260 degrees Fahrenheit. This process reduces the gas to approximately 1/600th of its original volume in a gaseous state. Reducing the volume enables economical storage and transportation by ship over long distances. LNG is transported by sea in specially built tanks on double-hulled ships to a receiving terminal, where it is unloaded and stored in heavily insulated tanks. Next, in regasification facilities at the receiving terminal, the LNG is returned to its gaseous state, or regasified, to be shipped by pipeline for distribution to natural gas customers.

LNG Supply Chain

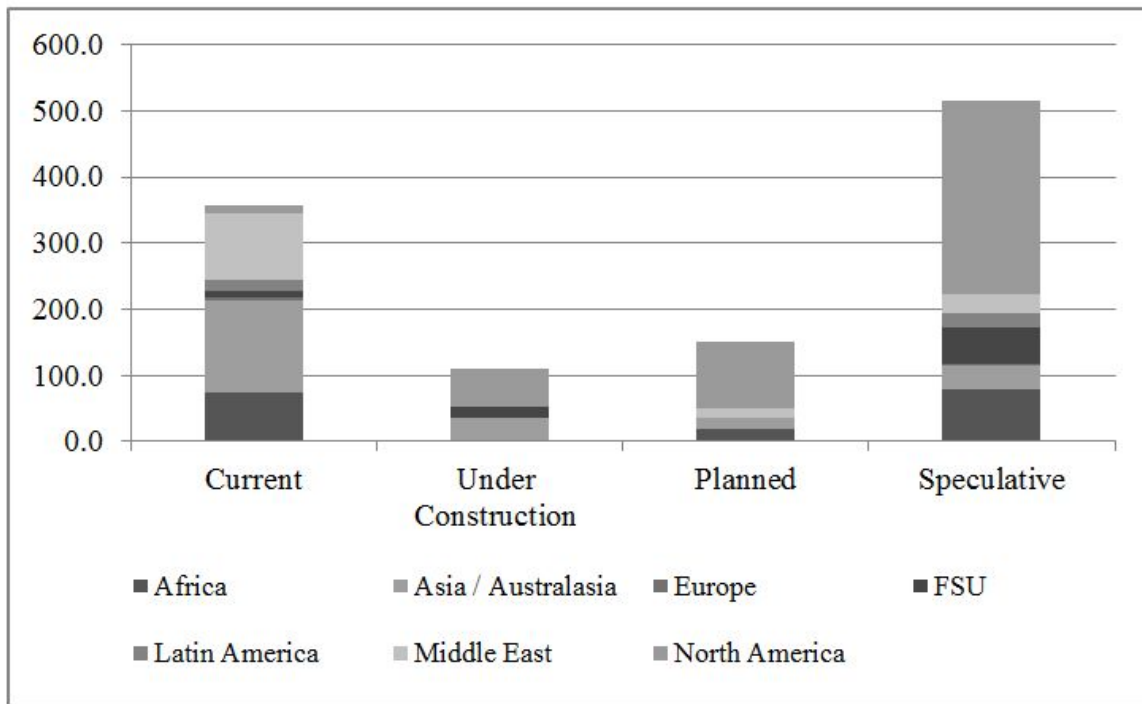


Source: Drewry

LNG Supply

Despite a challenging environment close to 109 million tons of new LNG productive capacity is under construction and another 152 million tons of new LNG production capacity is planned. In addition, there is 515 million tons of speculative LNG productive under consideration, but for which no confirmed plans exist.

World LNG Production Capacity – January 2017,
(Million Tons per Annum)



Source: Drewry

As such, LNG production capacity will expand significantly as several new production facilities which are now under construction and due on stream in the next few years. Generally, every additional one million tons of LNG productive capacity creates demand for up to two LNG carriers in the 150,000 cbm size range.

In the last decade, more countries have entered the LNG export market. In January 2017, there were 22 producers and exporters of LNG compared with just 12 in 2004. As a result, world trade in LNG has risen from 130 million tons in 2004 to a provisional 261 million tons in 2016.

LNG Exports: 2004-2016¹
(Million Tons)

	ALG	USA [#]	LIB	BRU	UAE	INO	MAL	AUS	QAT	TNT	NIG	OMA	EGY	EQG	NOR	RUS	YMN	PER	BEL [#]	ESP [#]	Papua	Others ^{##}	Total	
2004	18.8	1.2	0.5	6.9	5.4	24.4	20.2	8.9	17.6	10.2	9.2	6.6	-	-	-	-	-	-	-	-	-	-	-	129.9
2005	18.7	1.3	0.6	6.7	5.2	23.0	20.8	10.8	19.8	10.2	8.8	6.7	5.1	-	-	-	-	-	-	-	-	-	-	137.8
2006	18.0	1.3	0.5	7.2	5.2	21.6	20.5	13.2	22.7	11.9	12.8	8.4	10.9	-	-	-	-	-	-	-	-	-	-	154.1
2007	18.0	0.9	0.6	6.8	5.5	20.3	21.7	14.8	28.1	13.2	15.4	8.9	9.9	1.0	0.1	-	-	-	-	-	-	-	-	165.3
2008	15.5	0.7	0.4	6.7	5.5	19.6	21.8	14.8	29.0	13.0	15.3	8.0	9.9	4.1	1.6	-	-	-	-	-	-	-	-	165.6
2009	15.3	0.6	0.5	6.4	5.1	19.0	21.6	17.7	36.1	14.4	11.7	8.4	9.4	3.4	2.3	4.8	0.3	-	0.2	-	-	-	-	177.2
2010	14.1	1.2	0.0	6.4	5.8	22.9	22.3	18.5	55.3	15.1	17.4	8.4	7.1	3.8	3.4	9.8	4.0	1.3	0.4	-	-	-	-	217.2
2011	12.5	1.5	0.1	6.9	5.8	21.3	24.3	18.9	74.9	13.8	18.9	8.0	6.3	3.8	2.9	10.5	6.5	3.7	0.4	0.5	-	-	-	241.5
2012	10.5	0.5	-	6.6	5.5	17.5	23.2	20.5	76.7	13.7	19.9	8.2	4.9	3.5	3.3	10.8	5.2	3.9	0.3	1.2	-	0.7	-	236.9
2013	10.9	0.1	-	6.9	5.4	16.4	24.7	22.1	77.0	14.4	16.3	8.4	2.7	3.7	2.8	10.4	7.0	4.1	1.1	2.1	-	0.9	-	237.5
2014	12.6	0.3	-	6.0	5.8	15.8	24.8	23.1	75.5	14.1	18.5	7.8	0.3	3.7	3.9	10.6	6.5	4.2	1.1	3.8	3.4	1.5	-	243.3
2015	11.8	0.6	-	6.4	5.6	16.0	24.9	29.0	77.6	12.4	20.1	7.4	-	3.6	4.4	10.6	1.4	3.6	0.9	2.3	7.1	1.4	-	247.4
2016 (P)	10.8	4.2	-	6.6	5.3	16.4	24.2	43.9	76.7	10.6	17.9	8.4	-	2.9	4.7	11.5	-	3.5	1.1	2.1	7.2	2.7	-	261.0
% Change 16-15	-8.6%	609.6%	-	4.1%	-4.4%	2.8%	-2.9%	51.1%	-1.2%	-14.9%	-11.1%	13.0%	-	-19.7%	9.0%	8.6%	-	-3.8%	25.0%	-9.4%	2.0%	92.9%	5.5%	

[#] Include re-exports

^{##} Includes re-exports from Brazil, France, Portugal, South Korea, Japan and Greece

(1) Provisional

Source: Drewry

Historically, LNG exporters were located in just three regions: Algeria and Libya in North Africa, Indonesia, Malaysia, Brunei and Australia in Southeast Asia/Australasia, and Abu Dhabi and Qatar in the Middle East (excluding smaller scale LNG exports from Alaska). However, the entry of Trinidad & Tobago, Nigeria and Norway has added a significant regional diversification to LNG exports in the Atlantic basin. Equally, the addition of Oman as an exporter and the rapid expansion of Qatari production have also positioned the Middle East as an increasingly significant player in the global LNG business. Qatar is now the world's largest producer and exporter of LNG, accounting for close to 30% of all trade in LNG.

Currently, U.S. LNG exports are from the established plant in Alaska, and the first two trains at Sabine Pass that started operations in 2016. The No 3 and 4 trains at Sabine Pass, each with annual production capacity of 4.5 million tons, will commence operations in 2017. In addition, the other major liquefaction projects in the U.S. at Freeport and Cameron are expected to commence operations in 2018.

LNG Demand

In tandem with the growth in the number of LNG suppliers there has been a corresponding increase in the number of importers. In 2004 there were just 14 countries importing LNG, but by January 2017 the number had surged to 37.

LNG imports by country between 2004 and 2016 are shown in the table below. Despite diversification in the number of importers, Japan, and to a lesser extent South Korea, provide the backbone of LNG trades, collectively accounting for 44% of total LNG imports. Elsewhere, there has been strong growth in Asian imports, particularly in China and India, as the countries are increasingly focusing on the use of natural gas as a source of energy to reduce air pollution caused by conventional sources of energy.

For example, Chinese imports of LNG commenced in 2006 and since then have grown exponentially from mere 0.7 million tons to 26.2 million tons in 2016. The sharp rise in the country's LNG imports is attributed to the government's stated policy to increase the share of gas in total Chinese energy demand. The increased emphasis on LNG as a source of energy is the result of Beijing's aim to cut its greenhouse gas emissions per unit of GDP by 60-65% between 2005 and 2030.

LNG Imports by Country 2004-2016¹
(Million Tons)

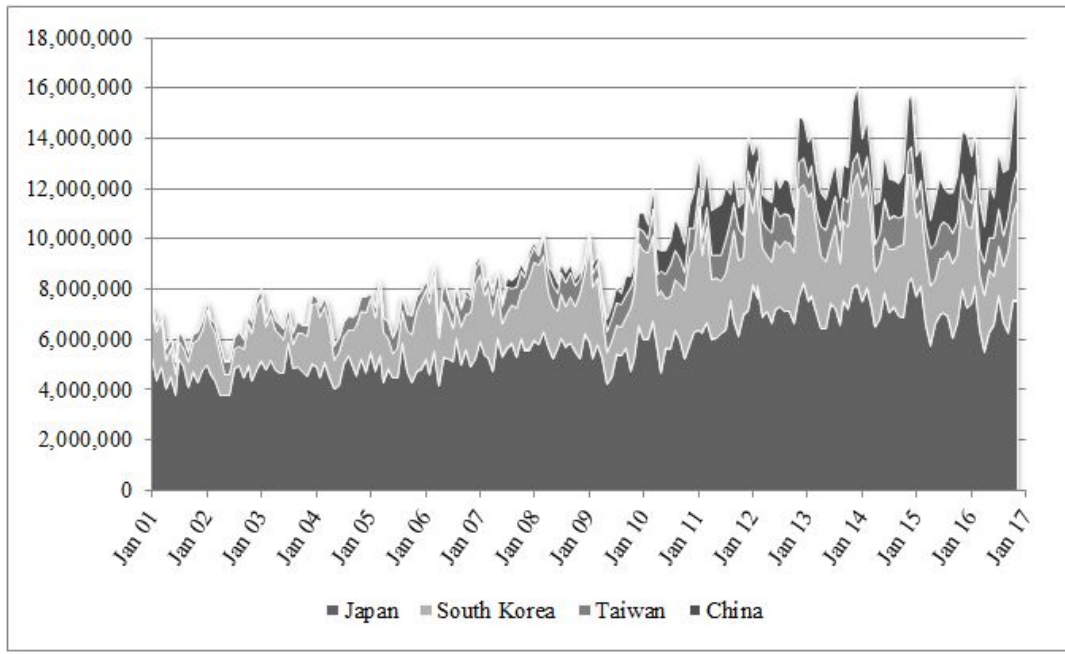
Importer	2004	2005	2006	2007	2008	2009	2010	2011	2012	2013	2014	2015	2016 (P)
Argentina	-	-	-	-	0.3	0.7	1.3	3.2	3.4	4.7	4.8	4.3	4.0
Belgium	2.1	2.2	3.1	2.3	2.1	4.8	4.7	4.8	3.1	1.6	2.1	2.8	1.7
Brazil	-	-	-	-	-	0.3	2.0	0.8	2.5	4.1	5.8	5.2	4.7
Canada	-	-	-	-	-	0.7	1.5	2.4	1.3	0.8	0.6	0.5	0.4
Chile	-	-	-	-	-	0.5	2.2	2.8	3.0	3.0	2.8	3.1	3.2
China	-	-	0.7	2.8	3.2	5.6	9.3	12.1	14.6	18.3	19.8	19.1	26.2
Dom. Rep.	0.1	0.2	0.2	0.3	0.3	0.4	0.6	0.7	0.9	1.2	0.9	1.3	1.1
Egypt	-	-	-	-	-	-	-	-	-	-	-	2.8	4.2
France	5.6	9.4	10.1	9.5	9.2	9.5	10.2	10.6	7.5	6.4	5.4	4.8	5.8
Greece	0.4	0.3	0.4	0.6	0.7	0.5	0.9	0.9	0.7	0.5	0.4	0.3	0.5
India	1.9	4.4	5.8	7.3	7.9	9.2	8.9	12.5	15.0	12.8	13.8	15.9	18.2
Indonesia	-	-	-	-	-	-	-	-	0.7	1.0	1.6	2.0	2.4
Israel	-	-	-	-	-	-	-	-	-	0.4	0.3	0.4	0.4
Italy	4.3	1.8	2.3	1.8	1.1	2.1	6.6	6.4	5.2	3.7	3.5	4.3	4.5
Japan	56.2	55.7	59.8	64.8	67.3	62.7	68.2	78.1	86.7	87.0	88.0	86.2	83.3
Jordan	-	-	-	-	-	-	-	-	-	-	-	2.9	3.1
Kuwait	-	-	-	-	-	0.7	2.0	2.3	2.0	1.6	2.7	2.7	2.8
Lithuania	-	-	-	-	-	-	-	-	-	-	0.1	0.4	0.1
Malaysia	-	-	-	-	-	-	-	-	0.1	1.5	1.7	1.6	1.5
Mexico	-	-	0.7	1.6	2.6	2.6	4.2	3.0	3.5	5.7	6.8	5.2	5.0
Netherlands	-	-	-	-	-	-	-	0.6	0.6	0.6	0.4	0.4	0.4
Pakistan	-	-	-	-	-	-	-	-	-	-	-	1.1	3.4
Portugal	1.0	1.2	1.4	1.7	1.9	2.1	2.2	2.2	1.5	1.8	1.2	0.7	0.7
Puerto Rico	0.5	0.5	0.5	0.5	0.6	0.6	0.6	0.5	1.0	1.3	1.3	1.2	1.3
South Korea	21.8	22.2	24.9	25.1	26.7	25.1	32.4	36.0	35.9	39.6	37.3	31.9	31.8
Spain	12.8	16.0	17.8	17.7	21.0	19.7	20.1	17.6	14.7	10.9	11.5	9.5	10.9
Singapore	-	-	-	-	-	-	-	-	-	0.9	1.9	2.2	2.6
Taiwan	6.7	7.0	7.4	8.0	8.8	8.6	10.9	11.9	11.7	12.6	13.2	13.7	15.0
Thailand	-	-	-	-	-	-	-	0.7	1.0	1.5	1.4	2.6	2.9
Turkey	3.1	3.6	4.2	4.4	3.9	4.2	5.8	4.5	5.7	4.0	5.3	5.5	5.4
UAE	-	-	-	-	-	-	0.1	1.0	1.0	1.1	1.3	1.6	2.0
UK	-	0.4	2.6	1.1	0.8	7.5	13.6	18.5	10.0	6.8	6.1	9.4	7.8
USA	13.5	13.0	12.1	15.9	7.3	9.3	8.9	7.3	3.7	2.0	1.2	1.9	1.8
Other*	-	-	-	-	-	-	-	-	-	-	-	-	1.8
World Total	129.9	137.8	154.1	165.3	165.6	177.2	217.3	241.5	236.9	237.4	243.3	247.4	261.0

(1) Provisional

Source: Drewry

Further expansion of regasification and terminal import infrastructure which is now underway will support the continued growth in Chinese LNG imports. China is not dissimilar from the U.S. in that it has large deposits of shale gas, but geological structures in China are far more complicated. Additionally, China lacks the infrastructure to support the rapid development of domestic gas supplies. As such, this will create an opportunity for imported LNG. Monthly trends in LNG imports among Asian importers between 2001 and January 2017 are shown in the chart below.

Asian LNG Imports: 2001-2017
(Tons)



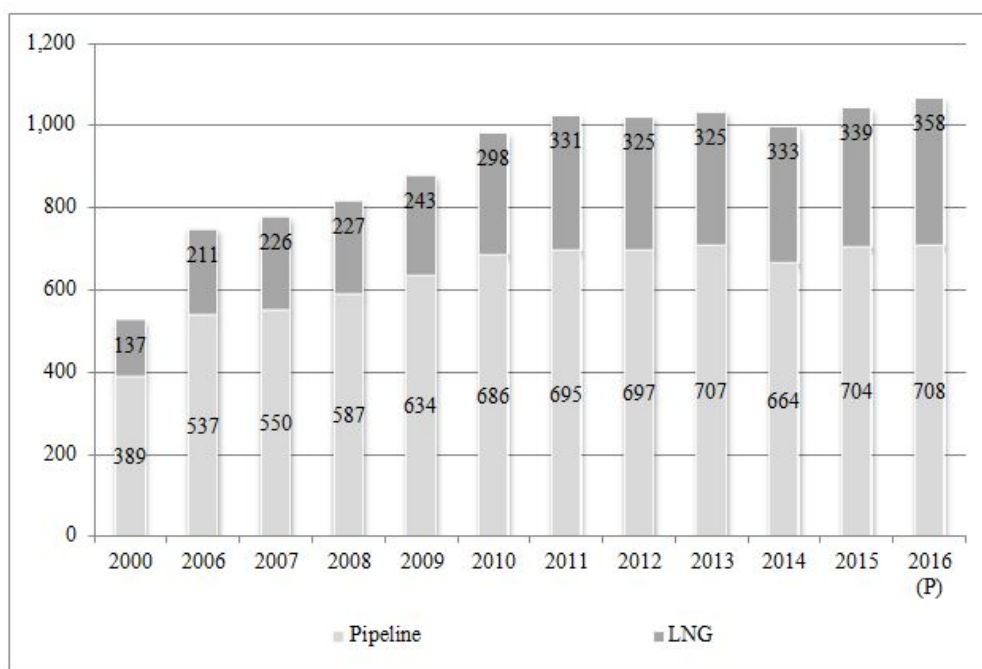
Source: Drewry

International Trade in Natural Gas

Generally, a pipeline is the most economical way of transporting natural gas from a producer to a consumer, provided that the pipeline is not too distant from the natural gas reserves. However, for some areas, such as the Far East, the lack of an adequate pipeline infrastructure means that natural gas must be turned into a liquefied form (LNG), as this is the only economical and feasible way it can be transported over long distances. Additionally, sea transportation of LNG is a more flexible solution than pipeline as it can accommodate required changes in trade patterns that are economically or politically driven.

International trade in natural gas has doubled between 2000 and 2016, with LNG trade now being 2.6 times from what it was in 2000 and accounts for one-third of total natural gas trade. As a result, LNG captured a growing share of international gas trade, with key drivers of this growth being the diversification of consumers, flexibility among producers, cost efficient transport and access to competitively priced gas.

World Natural Gas Trade 2000-2016⁽¹⁾
(Billion Cubic Meters)



(1) Provisional

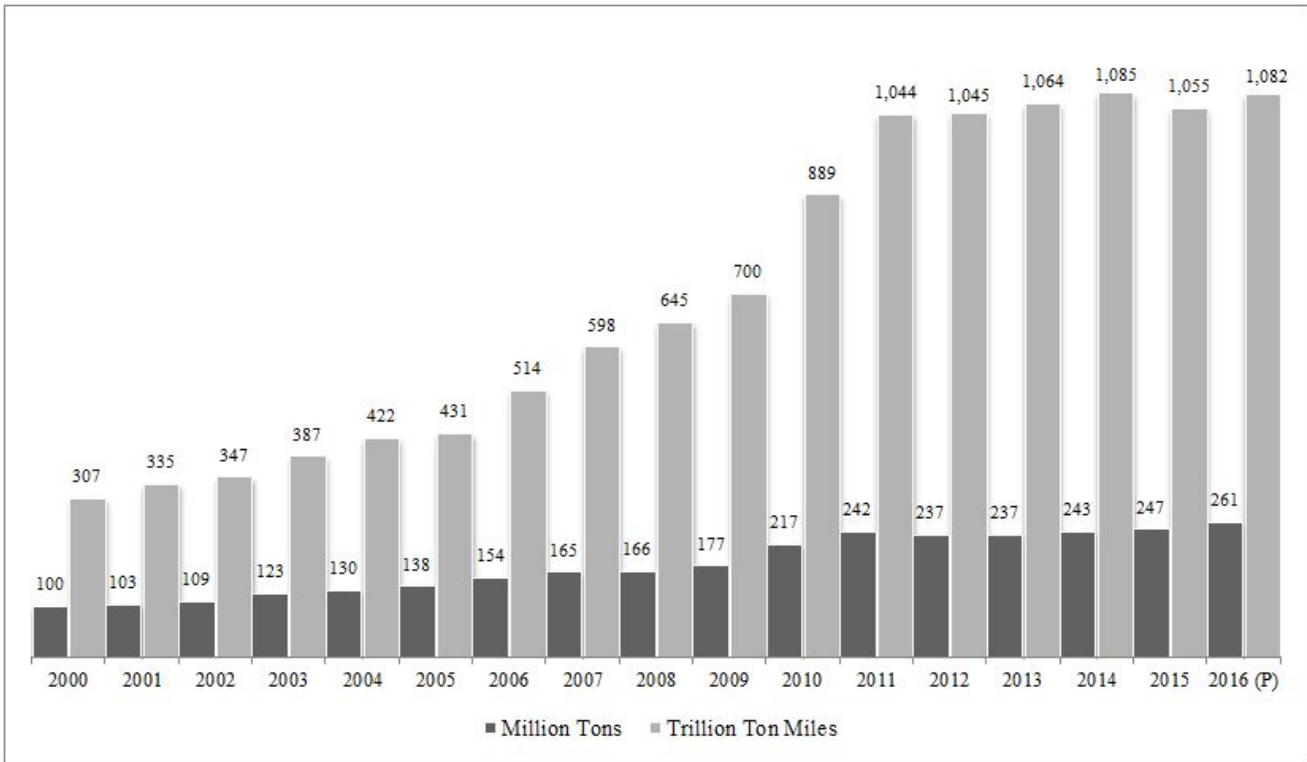
Source: Drewry

LNG Shipping Routes

Although the number of LNG shipping routes has increased in recent years due to growth in the number of LNG suppliers and consumers, demand for shipping services remains heavily focused on a number of key trade routes. In 2016, the principal trade routes for LNG shipping included: the South Pacific (Indonesia, Malaysia, Australia and Brunei) and the Middle East (Qatar, Oman and the UAE) to the North Pacific (Japan, South Korea, Taiwan, China and India), North Africa and Nigeria to Europe and the U.S., and Trinidad to the U.S., South America and Europe. With commencement of liquefaction projects in the U.S., more cargo will be exported from the U.S. to Asian countries.

One important result of the geographical shifts in LNG production and consumption is that demand for shipping services, expressed in terms of ton miles, has grown much faster than the underlying increases in LNG trade. Ton miles are derived by multiplying the volume of cargo by the distance between the load and discharge port on each voyage. Over the last decade, demand for LNG shipping services, expressed in terms of ton miles, has increased at a compound average growth rate (CAGR) of 7.7%, compared with a 5.4% increase in the volume of cargo carried.

LNG Seaborne Trade 2000-2016



(1) Provisional
Source: Drewry

LNG Trades Requiring Ice Class Tonnage

Ice Class Vessel Classifications

Ice class is assigned where a ship is strengthened to navigate in specific ice conditions. Ice class vessels are governed by different ice class rules and regulations depending on their area of operations.

Baltic Sea

Bay and Gulf of Bothnia, Gulf of Finland - Finnish-Swedish Ice Class Rules (FSICR)

Gulf of Finland (Russian territorial waters) - Russian Maritime Register (RMR) Ice Class Rules

Arctic Ocean

Barents, Kara, Laptev, East Siberian and Chukchi Seas - Russian Maritime Register (RMR) Ice Class Rules

Beaufort Sea, Baffin Bay, etc. - Canadian Arctic Shipping Pollution Prevention Rules (CASPPR)

RMR Ice Class Rules

There are also ice class rules and regulations for commercial ship operations on inland lakes, mainly the Great Lakes/St. Lawrence Seaway.

In the context of current commercial newbuilding orders, the FSICR have become the de facto standard for new tonnage. Four ice classes are defined in the FSICR. The FSICR fairway due ice classes along with the design notional level thicknesses, in order of strength from high to low, are:

Class	Standard
1A Super (IAS)	Design notional level ice thickness of 1.0m. For extreme harsh ice conditions.
1A	Design notional level ice thickness of 0.8m. For harsh ice conditions.
1B	Design notional level ice thickness of 0.6m. For medium ice conditions.
1C	Design notional level ice thickness of 0.4m. For mild ice conditions.

The FSICR and the system of ice navigation operated during the winter months in the Northern Baltic are the most well developed criteria and standards for ice navigation. The system of ice navigation comprises three fundamental elements:

Ice class merchant vessels (compliant with the FSICR for navigation in the northern Baltic);

Fairway navigation channels; and

Ice breaker assistance.

Year-round navigation and continuity of trade using the above three fundamental elements was first introduced in the northern Baltic sea areas during the 1960s, and the current FSICR Rule set, as well as the system of ice navigation, has evolved over the years to its current state.

Requirement for Ice Class Tonnage

The FSICR include technical requirements for hull and machinery scantlings as well as for the minimum propulsion power of ships. The hull of ice class vessels and the main propulsion machinery must be safe. The vessel must have sufficient power for safe operation in ice-covered waters. During the vessels' normal operations, they encounter various ice interaction loadings, which calls for strengthened hull structures.

In addition to class rules, ships have to fulfill requirements set by maritime authorities in various jurisdictions. For example, the Russian marine operations headquarters accept ships with ice-strengthening according to or at least the equivalent of FSICR 1B to operate in the Northern Sea Route, or the NSR, if they fulfill additional requirements on crewing and icebreaker assistance.

Ice Class LNG Fleet

The number of ships in the international LNG fleet with an ice class standard is very low. As of January 2017, there were only 11 LNG carriers with Ice Class 1A standard in operation and only one vessel on order. The only company to date that has experience with and performed NSR transits with LNG carriers is Dynagas Ltd.

Northern Sea Route (NSR)

Currently there are NSR cargo flows are dominated by oil and gas exports and the export of minerals, in particular coal and ore. Demand for shipping for these commodities in the region has been increasing in recent years, driven by several key factors:

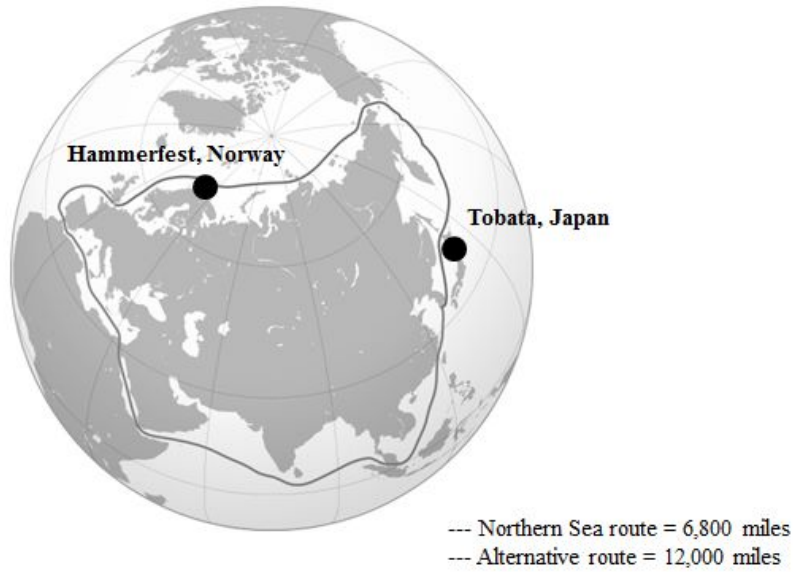
reduced level of sea ice has extended the summer shipping season in the Arctic and is making some areas easy to navigate;

increase in mineral resource development activities in the Arctic;

commodity demand growth in Asian economies;

technological developments which have made NSR a more feasible shipping route than in the past; and chronic political problems in the Middle East, piracy in North Africa and non-transparent commercial disputes over the Suez in Egypt. These factors have made NSR a promising alternative.

Northern Sea Route



Source: Drewry

As a result, the NSR experienced strong growth in trade volumes between 2010 and 2013, which is illustrated in the table below. However, transit traffic on the NSR fell substantially in 2014 and 2015 with only 23 and 18 vessels passing through in the respective years. In 2016, cargo volumes rebounded, partly because of construction material for the Yamal LNG plant being handled at Port of Sabetta.

Northern Sea Route — Transit traffic

	2010	2011	2012	2013	2014	2015	2016
Number of Vessels	4	34	46	71	23	18	19
Total Cargo Volume (tons)	111,000	820,789	1,261,545	1,355,897	274,000	39,586	214,513

Source: Drewry, Centre for High North Logistics

In early 2017 the most suitable LNG terminal on the NSR for loading LNG for transport to the Far East is located in Northern Norway. The NSR to Japan is approximately 45% shorter than traditional shipping routes generally sailing through the Suez Canal. The Arctic route allows ships to save on time, fuel, and environmental emissions. In Northern Russia located within the NSR there are large gas reserves that are being planned for LNG exports.

In general, ships below 1A ice-class will not be allowed to trade on NSR. This affords an advantage to those owners with ice class tonnage. Furthermore, owners/operators with experience of operating in ice conditions will have an edge over the traditional tramp operators who make occasional forays into the region during the winter months.

The LNG Fleet

LNG carriers are specialist vessels designed to transport LNG between liquefaction facilities and import terminals. They are double-hulled vessels with a sophisticated containment system that holds and insulates LNG to maintain it in liquid form. Any LNG that evaporates during the voyage and converts to natural gas (normally referred to as boil-off) can be used as fuel to help propel the ship.

Among the existing fleet there are several different types of containment systems used on LNG carriers, but the two most popular systems are:

The Moss Rosenberg spherical system, which was designed in the 1970s and is used by a large portion of the existing LNG fleet. In this system, multiple self-supporting, spherical tanks are built independent of the carrier and arranged inside its hull.

The Gaz Transport membrane system, which is built inside the carrier and consists of insulation between thin primary and secondary barriers. The membrane is designed to accommodate thermal expansion and contraction without overstressing the membrane.

However, it is the case that most new vessels are being built with membrane systems such as the Gaz Transport system. This trend is primarily a result of lower Suez Canal fees and related costs associated with passage through the canal (which is required for many long-haul trade routes) for carriers with membrane systems. In addition, membrane system ships tend to operate more efficiently since the spheres on the Moss Rosenberg systems create more wind resistance. Generally, membrane ships achieve better speed consumption due to improved hull utilization, reduced cool down time and better terminal capacity.

The cargo capacity of an LNG carrier is measured in cbm. As of January 31, 2017, the worldwide fleet totaled 448 ships with a combined capacity of 68.8 million cbm. The breakdown of the fleet by vessel size is shown below.

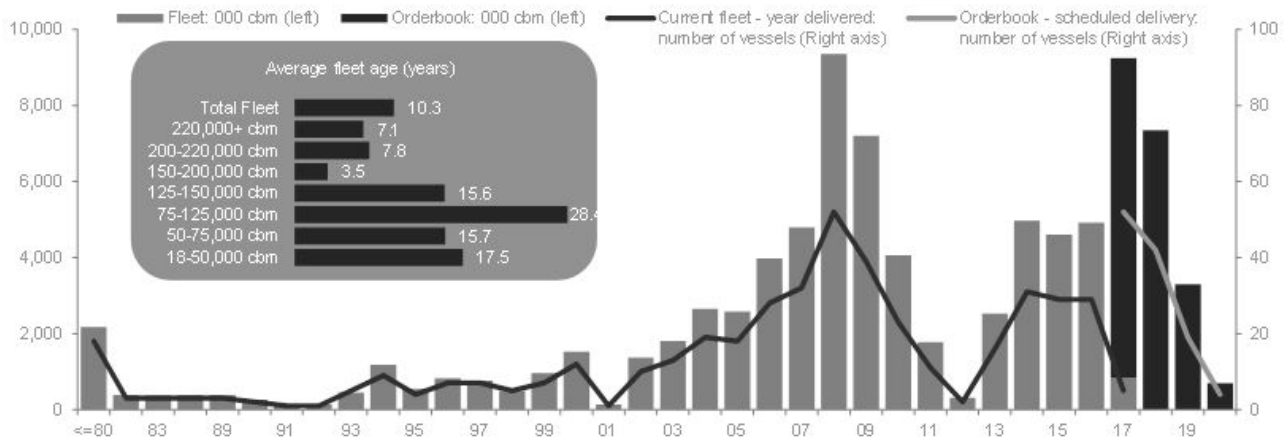
<i>Size</i>	<i>No.</i>	<i>'000 Cbm</i>
18-49,999 cbm	6	118
50-74,999 cbm	3	205
75-124,999 cbm	8	725
125-149,999 cbm	212	29,443
150-199,999 cbm	175	28,209
200-219,999 cbm	30	6,391
220,000+ cbm	14	3,715
Total	448	68,806

Source: Drewry

Within the current fleet there are only 35 vessels with ice class certification and they account for close to 8% of the global LNG fleet. These ships are niche part of the market and command a premium over the freight rates of non-ice class vessels.

The age profile of the existing fleet as of January 31, 2017 is shown below. The average age of all LNG carriers in service is 10.3 years, with fleet age generally increases as ship size decreases.

LNG Fleet Age Profile: January 31, 2017



Source: Drewry

Due to high quality construction and in most cases high quality maintenance, LNG carriers tend to have longer trading lives than oil tankers; it is not unusual to see ships older than 35 years still in service. However, there is some anecdotal evidence to suggest that older ships may find it harder to find employment in the future. Ships built before 1990 will likely become candidates for replacement in the not too distant future.

LNG Shipping Arrangements

LNG carriers are usually chartered for a fixed period of time with the charter rate payable to the owner on a monthly basis. Shipping arrangements are normally based on charters of five years or more because:

LNG projects are expensive and typically involve an integrated chain of dedicated facilities. Accordingly, the overall success of an LNG project depends heavily on long-term planning and coordination of project activities, including marine transportation.

LNG carriers are expensive to build, and the cash-flow from long-term fixed-rate charters supports vessel financing.

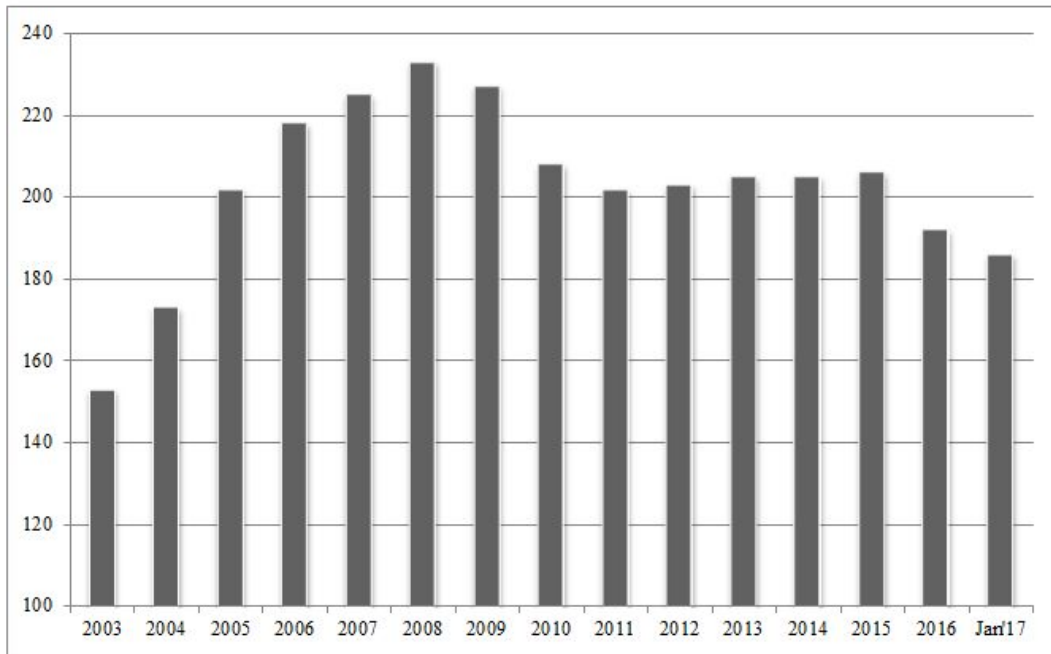
Most end users of LNG are utility companies, power stations or petrochemical producers and their operations depend on reliable and uninterrupted delivery of LNG. Although most shipping requirements for new LNG projects continue to be provided on a long-term basis, spot voyages (typically consisting of a single voyage) and time charters of four years or less have become a feature of the market in recent years. However, it should be noted that the LNG spot market is different from the tanker spot market. In the tanker market, the term "spot trade" refers to a single voyage, which is arranged at a short notice. In the LNG market, it relates to the transport of one or more cargoes, sometimes within a specified time period between one and six months, with a set-up time of possibly several months.

Newbuilding Prices

Similar to other types of vessels, newbuilding prices for LNG carriers rose steeply in the late 1980s and early 1990s, and then began to drift downwards in the mid-1990s and fall sharply in the late 1990s. At the beginning of 1992, the price of a 125,000 cbm ship from a Far East yard was reported to be approximately US\$270 million to US\$290 million, compared with a low of US\$120 million at the end of 1986. However, by early 2000 new orders were being struck at a new low of around US\$150 million.

After the lows of early 2000, prices crept above US\$165 million in the first half of 2001, but fell back to the US\$160 million to US\$165 million range in the second half of the year. Further pressure on newbuilding prices in general pushed typical prices closer to US\$160 million in 2002, and by 2003 prices fell to just above US\$150 million. However, a host of factors, including constrained shipbuilding capacity, currency movements and high steel prices led to an increase in prices in 2004 to around US\$175 million. Prices rose above US\$200 million in 2005 and renewed pressure on shipbuilding prices pushed prices close to US\$220 million in 2006.

LNG Carrier Newbuilding Prices: 2003-2017
(End Period - U.S. \$ Million)



Source: Drewry

Prices for larger sized LNG carriers of 210-220,000 cbm were around US\$215 million when first ordered in late 2004 and increased to US\$235 million in the summer of 2005.

Newbuilding prices reached an all-time high mark of US\$250 million around mid-2008, influenced by a number of factors, including the declining dollar exchange rate, easy availability of finance, high steel prices and tight shipbuilding capacity. However, newbuilding prices then fell in the wake of little new ordering in the period 2008-2011. The newbuilding price for an LNG carrier increased marginally by 2% from US\$202 million in 2011 to US\$206 million in 2015, but dropped close to 7% in 2016 owing to an oversupplied market that resulted in weak freight rates. In January 2017, the newbuilding price for a 150-160,000 cbm ship was assessed at US\$186 million.

LNG Safety

LNG shipping is generally safe relative to other forms of commercial marine transportation. In the past forty years, there have been no significant accidents or cargo spillages involving an LNG carrier, even though over 40,000 plus LNG voyages have been made during that time.

LNG is non-toxic and non-explosive in its liquid state. It only becomes explosive or inflammable when heated and vaporized, and then only when in a confined space within a narrow range of concentrations in the air (5% to 15%). The risks and hazards from an LNG spill vary depending on the size of the spill, environmental conditions and the site at which the spill occurs.

Competition

We operate in markets that are highly competitive and based primarily on supply and demand. The process of obtaining new time charters generally involves intensive screening and competitive bidding, and often extends for several months. LNG carrier time charters are generally awarded based upon a variety of factors relating to the vessel operator, including but not limited to price, customer relationships, operating expertise, professional reputation and size, age and condition of the vessel. We believe that the LNG shipping industry is characterized by the significant time required to develop the operating expertise and professional reputation necessary to obtain and retain charterers.

We expect substantial competition for providing marine transportation services for potential LNG projects from a number of experienced companies, including state-sponsored entities and major energy companies. Many of these competitors have significantly greater financial resources and larger and more versatile fleets than we do. We anticipate that an increasing number of marine transportation companies, including many with strong reputations and extensive resources and experience, will enter the LNG transportation market. This increased competition may cause greater price competition for time charters.

Seasonality

Historically, LNG trade, and therefore charter rates, increased in the winter months and eased in the summer months as demand for LNG in the Northern Hemisphere rose in colder weather and fell in warmer weather. The LNG industry in general has become less dependent on the seasonal transport of LNG than a decade ago as new uses for LNG have developed, spreading consumption more evenly over the year. There is a higher seasonal demand during the summer months due to energy requirements for air conditioning in some markets and a pronounced higher seasonal demand during the winter months for heating in other markets. However, our vessels primarily operate under multi-year charters and are not subject to the effect of seasonal variations in demand.

Environmental and Other Regulations

General

Governmental and international agencies extensively regulate the carriage, handling, storage and regasification of LNG. These regulations include international conventions and national, state and local laws and regulations in the countries where our vessels now or, in the future, will operate or where our vessels are registered. We cannot predict the ultimate cost of complying with these regulations, or the impact that these regulations will have on the resale value or useful lives of our vessels. Various governmental and quasi-governmental agencies require us to obtain permits, licenses and certificates for the operation of our vessels.

Although we believe that we are substantially in compliance with applicable environmental laws and regulations and have all permits, licenses and certificates required for our vessels, future non-compliance or failure to maintain necessary permits or approvals could require us to incur substantial costs or temporarily suspend operation of one or more of our vessels. A variety of governmental and private entities inspect our vessels on both a scheduled and unscheduled basis. These entities, each of which may have unique requirements and each of which conducts frequent inspections, include local port authorities, such as the U.S. Coast Guard, harbor master or equivalent, classification societies, flag state, or the administration of the country of registry, charterers, terminal operators and LNG producers.

International Maritime Regulation of LNG Vessels

The IMO is the United Nations' agency that provides international regulations governing shipping and international maritime trade, including the International Convention on Civil Liability for Oil Pollution Damage, the International Convention on Civil Liability for Bunker Oil Pollution Damage, and the International Convention for the Prevention of Pollution from Ships, or the "MARPOL Convention." The flag state, as defined by the United Nations Convention on Law of the Sea, has overall responsibility for the implementation and enforcement of international maritime regulations for all ships granted the right to fly its flag. The "Shipping Industry Flag State Performance Table" published annually by the International Chamber of Shipping evaluates flag states based on factors such as ratification of international maritime treaties, implementation and enforcement of international maritime regulations, supervision of surveys, and participation at IMO meetings. The requirements contained in the International Management Code for the Safe Operation of Ships and for Pollution Prevention (the ISM Code) promulgated by the IMO, govern our operations. Among other requirements, the ISM Code requires the party with operational control of a vessel to develop an extensive safety management system that includes, among other things, the adoption of a policy for safety and environmental protection policy setting forth instructions and procedures for operating its vessels safely and also describing procedures for responding to emergencies. We are compliant with the requirement to hold a Document of Compliance under the ISM Code.

Vessels that transport gas, including LNG carriers, are also subject to regulation under the International Gas Carrier Code (or the IGC Code) published by the IMO. The completely revised and updated International Code for the Construction and Equipment of Ships Carrying Liquefied Gases in Bulk (IGC Code) entered into force on January 1, 2016, with an implementation/application date of July 1, 2016. The amendments were developed are intended to take into account recent advances in science and technology. The IGC Code provides a standard for the safe carriage of LNG and certain other liquid gases by prescribing the design and construction standards of vessels involved in such carriage. Compliance with the IGC Code must be evidenced by a Certificate of Fitness for the Carriage of Liquefied Gases of Bulk. Each of our vessels is in compliance with the IGC Code and each of our newbuilding/conversion contracts requires that the vessel receive certification that it is in compliance with applicable regulations before it is delivered. Non-compliance with the IGC Code or other applicable IMO regulations may subject a shipowner or a bareboat charterer to increased liability, may lead to decreases in available insurance coverage for affected vessels and may result in the denial of access to, or detention in, some ports.

In 1996, the International Convention on Liability and Compensation for Damages in Connection with the Carriage of Hazardous and Noxious Substances by Sea (HNS) was adopted and subsequently amended by the 2010 Protocol. The HNS Convention introduces strict liability for the shipowner and covers pollution damage as well as the risks of fire and explosion, including loss of life or personal injury and damage to property. HNS includes, among other things, liquefied natural gas. However, the HNS Convention lacked the ratifications required to come into force. In April 2010, a consensus at the Diplomatic Conference convened by the IMO adopted the 2010 Protocol. Under the 2010 Protocol, if damage is caused by bulk HNS, compensation would first be sought from the shipowner. The 2010 Protocol has not yet entered into effect. It will enter into force eighteen months after the date on which certain consent and administrative requirements are satisfied. While a majority of the necessary number of states has indicated their consent to be bound by the 2010 Protocol, the required minimum has not been met.

The IMO also promulgates ongoing amendments to the International Convention for the Safety of Life at Sea 1974 and its protocol of 1988, otherwise known as the SOLAS Convention. The SOLAS Convention provides rules for the construction of and equipment required for commercial vessels and includes regulations for safe operation. It requires the provision of lifeboats and other life-saving appliances, requires the use of the Global Maritime Distress and Safety System which is an international radio equipment and watchkeeping standard, afloat and at shore stations, and relates to the International Convention on Standards of Training, Certification and Watchkeeping for Seafarers (or STCW) also promulgated by the IMO. Flag states that have ratified the SOLAS Convention and STCW generally employ the classification societies, which have incorporated the SOLAS Convention and STCW requirements into their class rules, to undertake surveys to confirm compliance. May 2012 SOLAS Convention amendments entered into force as of January 1, 2014. Additionally, May 2013 SOLAS Convention amendments, pertaining to emergency drills, entered into force in January 2015.

In the wake of increased worldwide security concerns, the IMO amended the SOLAS Convention and added the International Ship and Port Facilities Security Code (ISPS) as a new chapter to that convention. The objective of the ISPS, which came into effect on July 1, 2004, is to detect security threats and take preventive measures against security incidents affecting ships or port facilities. Our Manager has developed Security Plans, appointed and trained Ship and Office Security Officers and all of our vessels have been certified to meet the ISPS Code. See "—Vessel Security Regulations" for a more detailed discussion about these requirements.

The SOLAS Convention and other IMO regulations concerning safety, including those relating to treaties on training of shipboard personnel, lifesaving appliances, radio equipment and the global maritime distress and safety system, are applicable to our operations. Non-compliance with these types of IMO regulations may subject us to increased liability or penalties, may lead to decreases in available insurance coverage for affected vessels and may result in the denial of access to or detention in some ports. For example, the U.S. Coast Guard and European Union authorities have indicated that vessels not in compliance with the ISM Code will be prohibited from trading in U.S. and European Union ports.

The MARPOL Convention establishes environmental standards relating to oil leakage or spilling, garbage management, sewage, air emissions, handling and disposal of noxious liquids and the handling of harmful substances in packaged form. MARPOL is broken into six Annexes, each of which establishes environmental standards relating to different sources of pollution: Annex I relates to oil leakage or spilling; Annexes II and III relate to harmful substances carried, in bulk, in liquid or packaged form, respectively; Annexes IV and V relate to sewage and garbage management, respectively; and Annex VI, adopted by the IMO in September of 1997, relates to air emissions.

The IMO amended Annex I to MARPOL, including a new regulation relating to oil fuel tank protection, and the new regulation applies to various ships delivered on or after August 1, 2010. It includes requirements for the protected location of the fuel tanks, performance standards for accidental oil fuel outflow, a tank capacity limit and certain other maintenance, inspection and engineering standards. IMO regulations also require owners and operators of vessels to adopt Ship Oil Pollution Emergency Plans. Periodic training and drills for response personnel and for vessels and their crews are required.

The IMO continues to review and introduce new regulations. It is impossible to predict what additional regulations, if any, may be passed by the IMO and what effect, if any, such regulation may have on our operations.

Air Emissions

In September 1997, the IMO adopted MARPOL 73/78 Annex VI "Regulations for the prevention of Air Pollution" (or Annex VI) to MARPOL to address air pollution from ships. Annex VI came into force on May 19, 2005. It applies to all ships, fixed and floating drilling rigs and other floating platforms and sets limits on sulfur oxide and nitrogen oxide emissions from ship exhausts, and prohibits deliberate emissions of ozone depleting substances, such as chlorofluorocarbons (CFC). Annex VI also includes a global cap on sulfur content of fuel oil and allows for special areas to be established with more stringent controls on sulfur emissions. The certification requirements for Annex VI depend on size of the vessel and time of periodical classification survey. Ships weighing more than 400 gross tons and engaged in international voyages involving countries that have ratified the conventions, or ships flying the flag of those countries, are required to have an International Air Pollution Prevention Certificate (or an IAPP Certificate). Annex VI has been ratified by some but not all IMO member states. Annex VI came into force in the United States on January 8, 2009, and the U.S. Coast Guard issues IAPP Certificates. All the vessels in our Fleet have been issued with IAPP Certificates.

On July 1, 2010 amendments to Annex VI to the MARPOL Convention that require progressively stricter limitations on sulfur emissions from ships proposed by the United States, Norway and other IMO member states took effect. Beginning on January 1, 2012, fuel used to power ships may contain no more than 3.5% sulfur. On October 27, 2016, at its 70th session, MEPC 70, MEPC announced its decision concerning the implementation of regulations mandating a reduction in sulfur emissions from the current 3.5% to 0.5% as of the beginning of 2020 rather than pushing the deadline back to 2025. By 2020 ships will now have to either remove sulfur from emissions through the use of emission scrubbers or buy fuel with low sulfur content.

However, as of July 1, 2010 in Emission Control Areas (or "ECAs"), limitations on sulfur emissions require that fuels contain no more than 1% sulfur and this cap was further reduced to 0.1% as of January 1, 2015. In fact, the EPA released a penalty policy for violations of the sulfur fuel standard and related provisions for ships on January 16, 2015, which applies to violations of the international standards for sulfur emissions from ships that went into effect on January 1, 2015. In August 2012, the North American ECA became enforceable. The Baltic Sea and the North Sea have also been designated ECAs. Ocean-going vessels in these areas are subject to stringent emission controls, which may cause us to incur additional costs. The North American ECA includes areas subject to the exclusive sovereignty of the United States and Canada. Consequently, in August 2012, when the North American ECA became effective, the sulfur limit in marine fuel was capped at 1.0%, which was the capped amount for all other ECAs (Baltic Sea ECA and North Sea ECA) since July 1, 2010. In January 1, 2014 when the US Caribbean ECA became effective, the sulfur limit in marine fuel was capped at 1.0%. As of January 1, 2015 the cap on fuel sulfur content in all ECAs including North American ECA and US Caribbean ECA is reduced to 0.1%. The amendments also establish new tiers of stringent nitrogen oxide emissions standards for marine engines installed in new vessels, having keel laying on or after January 1, 2016 and sailing within North American and US Caribbean ECAs. Further, the European directive 2005/33/EC, which became effective January 1, 2010, bans the use of fuel oils containing more than 0.1% sulfur by mass by any merchant vessel while at berth in any EU country. Our vessels have achieved compliance, where necessary, by being arranged to burn gas only in their boilers when alongside. Marine Gas Oil and Low Sulfur Marine Gas Oil, or MGO and LSMGO, respectively, have been purchased as the only fuel for the Diesel Generators.

Additionally, as discussed above, more stringent emission standards could apply in coastal areas designated as ECAs, such as the United States and Canadian coastal areas designated by the IMO's Marine Environment Protection Committee (MEPC), as discussed in "—U.S. Clean Air Act" below. U.S. air emissions standards are now equivalent to these amended Annex VI requirements, and once these amendments become effective, we may incur costs to comply with these revised standards. At MEPC, MEPC approved the North Sea and Baltic Sea as ECAs for nitrogen oxides, effective January 1, 2021. It is expected that these areas will be formally designated after the draft amendments are presented at MEPC's next session. Additional or new conventions, laws and regulations may be adopted that could require the installation of expensive emission control systems.

Ballast Water Management Convention

The IMO has negotiated international conventions that impose liability for oil pollution in international waters and the territorial waters of the signatory to such conventions. For example, the IMO adopted an International Convention for the Control and Management of Ships' Ballast Water and Sediments (or the BWM Convention) in February 2004. The BWM Convention's implementing regulations call for a phased introduction of mandatory ballast water exchange requirements (beginning in 2009), to be replaced in time with mandatory concentration limits. All ships will also have to carry a ballast water record book and an International Ballast Water Management Certificate. The BWM Convention enters into force 12 months after it has been adopted by 30 states, the combined merchant fleets of which represent not less than 35% of the gross tonnage of the world's merchant shipping. On September 8, 2016, this threshold was met (with 52 contracting parties making up 35.14%). Thus, the Convention will enter into force on September 8, 2017.

The IMO has passed a resolution encouraging the ratification of the Convention and calling upon those countries that have already ratified to encourage the installation of ballast water management systems on new ships. Many of the implementation dates originally written in the BWM Convention have already passed, so that once the BWM Convention enters into force, the period for installation of mandatory ballast water exchange requirements would be extremely short, with several thousand ships a year needing to install ballast water management systems (BWMS). For this reason, on December 4, 2013, the IMO Assembly passed a resolution revising the application dates of BWM Convention so that they are triggered by the entry into force date and not the dates originally in the BWM Convention. This in effect makes all vessels constructed before the entry into force date "existing" vessels, and allows for the installation of a BWMS on such vessels at the first renewal survey following entry into force of the convention. At MEPC 70, MEPC updated "guidelines for approval of ballast water managements systems (G8)." G8 updates previous guidelines concerning the procedures to approve BWMS. Once mid-ocean ballast exchange or ballast water treatment requirements become mandatory, the cost of compliance could increase for ocean carriers and the costs of ballast water treatments may be material. However, many countries already regulate the discharge of ballast water carried by vessels from country to country to prevent the introduction of invasive and harmful species via such discharges. The United States for example, requires vessels entering its waters from another country to conduct mid-ocean ballast exchange, or undertake some alternate measure, and to comply with certain reporting requirements. Although we do not believe that the costs of such compliance would be material, it is difficult to predict the overall impact of such a requirement on our operations.

As referenced below, the U.S. Coast Guard issued new ballast water management rules on March 23, 2012. Under the requirements of the convention for units with ballast water capacity more than 5000 cubic meters that were constructed in 2011 or before, ballast water management exchange or treatment were accepted until January 1, 2016. From January 1, 2016 (or not later than the first intermediate or renewal survey after 2016), only ballast water treatment will be accepted by the Convention.

Anti-Fouling Requirements

In 2001, the IMO adopted the International Convention on the Control of Harmful Anti-fouling Systems on Ships, or the "Anti-fouling Convention." The Anti-fouling Convention, which entered into force on September 17, 2008, prohibits the use of organic compound coatings to prevent the attachment of mollusks and other sea life to the hulls of vessels after September 1, 2003. Vessels of over 400 gross tons engaged in international voyages must obtain an International Anti-fouling System Certificate and undergo a survey before the vessel is put into service or when the antifouling systems are altered or replaced. We have obtained Anti-fouling System Certificates for all of our vessels that are subject to the Anti-Fouling Convention and do not believe that maintaining such certificates will have an adverse financial impact on the operation of our vessels.

United States Environmental Regulation of LNG Vessels

Our vessels operating in U.S. waters now or, in the future, will be subject to various federal, state and local laws and regulations relating to protection of the environment. In some cases, these laws and regulations require us to obtain governmental permits and authorizations before we may conduct certain activities. These environmental laws and regulations may impose substantial penalties for noncompliance and substantial liabilities for pollution. Failure to comply with these laws and regulations may result in substantial civil and criminal fines and penalties. As with the industry generally, our operations will entail risks in these areas, and compliance with these laws and regulations, which may be subject to frequent revisions and reinterpretation, increases our overall cost of business.

Oil Pollution Act and CERCLA

The U.S. Oil Pollution Act of 1990 (OPA 90) established an extensive regulatory and liability regime for environmental protection and cleanup of oil spills. OPA 90 affects all "owners and operators" whose vessels trade with the United States or its territories or possessions, or whose vessels operate in the waters of the United States, which include the U.S. territorial waters and the two hundred nautical mile exclusive economic zone of the United States. The Comprehensive Environmental Response, Compensation, and Liability Act (CERCLA) applies to the discharge of hazardous substances whether on land or at sea. While OPA 90 and CERCLA would not apply to the discharge of LNG, they may affect us because we carry oil as fuel and lubricants for our engines, and the discharge of these could cause an environmental hazard. Under OPA 90, vessel operators, including vessel owners, managers and bareboat or "demise" charterers, are "responsible parties" who are all liable regardless of fault, individually and as a group, for all containment and clean-up costs and other damages arising from oil spills from their vessels. These "responsible parties" would not be liable if the spill results solely from the act or omission of a third-party, an act of God or an act of war. The other damages aside from clean-up and containment costs are defined broadly to include:

natural resource damages and related assessment costs;

real and personal property damages;

net loss of taxes, royalties, rents, profits or earnings capacity;

net cost of public services necessitated by a spill response, such as protection from fire, safety or health hazards; and

loss of subsistence use of natural resources.

Effective December 21, 2015, the U.S. Coast Guard adjusted the limits of OPA liability to the greater of \$2,200 per gross ton or \$18,796,800 for any double-hull tanker that is over 3,000 gross tons (subject to possible adjustment for inflation). These limits of liability do not apply, however, where the incident is caused by violation of applicable U.S. federal safety, construction or operating regulations, or by the responsible party's gross negligence or willful misconduct. These limits likewise do not apply if the responsible party fails or refuses to report the incident or to cooperate and assist in connection with the substance removal activities. This limit is subject to possible adjustment for inflation. OPA 90 specifically permits individual states to impose their own liability regimes with regard to oil pollution incidents occurring within their boundaries, and some states have enacted legislation providing for unlimited liability for discharge of pollutants within their waters. In some cases, states, which have enacted their own legislation, have not yet issued implementing regulations defining shipowners' responsibilities under these laws.

CERCLA, which also applies to owners and operators of vessels, contains a similar liability regime and provides for cleanup, removal and natural resource damages for releases of "hazardous substances." Liability under CERCLA is limited to the greater of \$300 per gross ton or \$0.5 million for each release from vessels not carrying hazardous substances as cargo or residue, and \$300 per gross ton or \$5 million for each release from vessels carrying hazardous substances as cargo or residue. As with OPA 90, these limits of liability do not apply where the incident is caused by violation of applicable U.S. federal safety, construction or operating regulations, or by the responsible party's gross negligence or willful misconduct or if the responsible party fails or refuses to report the incident or to cooperate and assist in connection with the substance removal activities. OPA 90 and CERCLA each preserve the right to recover damages under existing law, including maritime tort law. We believe that we are in substantial compliance with OPA 90, CERCLA and all applicable state regulations in the ports where our vessels call.

OPA 90 requires owners and operators of vessels to establish and maintain with the U.S. Coast Guard evidence of financial responsibility sufficient to meet the limit of their potential strict liability under OPA 90/CERCLA. Under the regulations, evidence of financial responsibility may be demonstrated by insurance, surety bond, self-insurance or guaranty. Under OPA 90 regulations, an owner or operator of more than one vessel is required to demonstrate evidence of financial responsibility for the entire fleet in an amount equal only to the financial responsibility requirement of the vessel having the greatest maximum liability under OPA 90/CERCLA. Each of our shipowning subsidiaries that has vessels trading in U.S. waters has applied for, and obtained from the U.S. Coast Guard National Pollution Funds Center, three-year certificates of financial responsibility, supported by guarantees which we purchased from an insurance based provider. We believe that we will be able to continue to obtain the requisite guarantees and that we will continue to be granted certificates of financial responsibility from the U.S. Coast Guard for each of our vessels that is required to have one.

The 2010 Deepwater Horizon oil spill in the Gulf of Mexico may also result in additional regulatory initiatives or statutes, including the raising of liability caps under OPA. For example, on August 15, 2012, the U.S. Bureau of Safety and Environmental Enforcement (BSEE) issued a final drilling safety rule that became effective on October 22, 2012 for offshore oil and gas operations that strengthens the requirements for safety equipment, well control systems, and blowout prevention practice. A rule issued by the Bureau of Ocean Energy Management, or BOEM, that increased the limits of liability of damages for offshore facilities under the OPA based on inflation took effect in January 2015. Compliance with any new requirements of OPA may substantially impact our cost of operations or require us to incur additional expenses to comply with any new regulatory initiatives or statutes.

Clean Water Act

The United States Clean Water Act (or CWA) prohibits the discharge of oil or hazardous substances in United States navigable waters unless authorized by a permit or exemption, and imposes strict liability in the form of penalties for unauthorized discharges. The CWA also imposes substantial liability for the costs of removal, remediation and damages and complements the remedies available under OPA and CERCLA. In addition, many U.S. states that border a navigable waterway have enacted environmental pollution laws that impose strict liability on a person for removal costs and damages resulting from a discharge of oil or a release of a hazardous substance. These laws may be more stringent than U.S. federal law.

The United States Environmental Protection Agency (EPA) regulates the discharge of ballast water, bilge water, and other discharges incidental to the normal operation of vessels within U.S. waters. Under the new rules, which took effect February 6, 2009, commercial vessels 79 feet in length or longer (other than commercial fishing vessels), or Regulated Vessels, are required to obtain a CWA permit regulating and authorizing such normal discharges. This permit, which the EPA has designated as the Vessel General Permit for Discharges Incidental to the Normal Operation of Vessels (or VGP) incorporates the current U.S. Coast Guard requirements for ballast water management as well as supplemental ballast water requirements, and includes limits applicable to 26 specific discharge streams, such as deck runoff, bilge water and gray water. For each discharge type, among other things, the VGP establishes effluent limits pertaining to the constituents found in the effluent, including best management practices (or BMPs) designed to decrease the amount of constituents entering the waste stream. Unlike land-based discharges, which are deemed acceptable by meeting certain EPA-imposed numerical effluent limits, each of the 26 VGP discharge limits is deemed to be met when a Regulated Vessel carries out the BMPs pertinent to that specific discharge stream. The VGP imposes additional requirements on certain Regulated Vessel types that emit discharges unique to those vessels. Administrative provisions, such as inspection, monitoring, recordkeeping and reporting requirements, are also included for all Regulated Vessels. Several U.S. states have added specific requirements to the VGP and, in some cases, may require vessels to install ballast water treatment technology to meet biological performance standards. For a new vessel delivered to an owner or operator after September 19, 2009 to be covered by the VGP, the owner must submit a Notice of Intent, or NOI, at least 30 days before the vessel operates in United States waters. On March 28, 2013 the EPA re-issued the VGP for another five years, which took effect December 19, 2013. The 2013 VGP contains ballast water discharge standards for most vessels that now contain numeric limits. EPA is also planning to finalize the VGP for small vessels- the VGP but the final rule has not yet been issued.

National Aquatic Invasive Species Act

The National Invasive Species Act (or NISA) was enacted in 1996 in response to growing reports of harmful organisms being released into U.S. ports through ballast water taken on by ships in foreign ports. NISA established a ballast water management program for ships entering U.S. waters, which require the installation of equipment to treat ballast water before it is discharged in U.S. waters or, in the alternative, the implementation of other port facility disposal arrangements or procedures. Vessels not complying with these regulations are restricted from entering U.S. waters. The U.S. Coast Guard must approve any technology before it is placed on a vessel but has not yet approved the technology for vessels to meet these standards. Under NISA, mid-ocean ballast water exchange is voluntary, except for ships heading to the Great Lakes, Hudson Bay, or vessels engaged in the foreign export of Alaskan North Slope crude oil. However, NISA's exporting and record-keeping requirements are mandatory for vessels bound for any port in the United States. If the mid-ocean ballast exchange is made mandatory throughout the United States, or if water treatment requirements or options are instituted, the costs of compliance could increase for ocean carriers.

The Coast Guard's revised regulations on ballast water management by establishing standards are consistent with those adopted by the IMO in 2004. The final rule requires that ballast water discharge have no more than 10 living organisms per milliliter for organisms between 10 and 50 micrometers in size. For organisms larger than 50 micrometers, the discharge can have 10 living organisms per cubic meter of discharge. New ships constructed on or after December 1, 2012 must comply with these standards and some existing ships must comply with these standards and some existing ships must comply by their first dry dock after January 1, 2014. Compliance with these regulations will require us to incur additional costs and other measures that may be significant.

Notwithstanding the foregoing, as of January 1, 2014, vessels are technically subject to the phasing-in of these standards. As a result, the U.S. Coast Guard has provided waivers to vessels which cannot install the as-yet unapproved technology. The EPA, on the other hand, has taken a different approach to enforcing ballast discharge standards under the VGP. On December 27, 2013, the EPA issued an enforcement response policy in connection with the new VGP in which the EPA indicated that it would take into account the reasons why vessels do not have the requisite technology installed, but will not grant any waivers.

It should also be noted that in October 2015, the Second Circuit Court of Appeals issued a ruling that directed the EPA to redraft the sections of the 2013 VGP that address ballast water. However, the Second Circuit stated that 2013 VGP will remain in effect until the EPA issues a new VGP.

Compliance with the EPA and the U.S. Coast Guard regulations could require the installation of equipment on our vessels to treat ballast water before it is discharged or the implementation of other port facility disposal arrangements or procedures at potentially substantial cost, or may otherwise restrict our vessels from entering U.S. waters. In addition, certain states have enacted more stringent discharge standards as conditions to their required certification of the VGP.

Clean Air Act

The U.S. Clean Air Act of 1970, as amended (or the CAA) requires the EPA to promulgate standards applicable to emissions of volatile organic compounds and other air contaminants. Our vessels are subject to vapor control and recovery requirements for certain cargoes when loading, unloading, ballasting, cleaning and conducting other operations in regulated port areas and emission standards for so-called "Category 3" marine diesel engines operating in U.S. waters. The marine diesel engine emission standards are currently limited to new engines beginning with the 2004 model year. On April 30, 2010, the EPA promulgated final emission standards for Category 3 marine diesel engines equivalent to those adopted in the amendments to Annex VI to MARPOL. The emission standards apply in two stages: near-term standards for newly-built engines will apply from 2011, and long-term standards requiring an 80% reduction in nitrogen dioxides (or NOx) will apply from 2016. The CAA also requires states to draft State Implementation Plans, or SIPs, designed to attain national health-based air quality standards in each state. Although state-specific, SIPs may include regulations concerning emissions resulting from vessel loading and unloading operations by requiring the installation of vapor control equipment. Compliance with these standards may cause us to incur costs to install control equipment on our vessels in the future.

Other Regulations

The European Union has also adopted legislation that would: (1) ban manifestly sub-standard vessels (defined as those over 15 years old that have been detained by port authorities at least twice in a six month period) from European waters and create an obligation of port states to inspect vessels posing a high risk to maritime safety or the marine environment; and (2) provide the European Union with greater authority and control over classification societies, including the ability to seek to suspend or revoke the authority of negligent societies.

The European Union has implemented regulations requiring vessels to use reduced sulfur content fuel for their main and auxiliary engines. The EU Directive 2005/33/EC (amending Directive 1999/32/EC) introduced parallel requirements in the European Union to those in MARPOL Annex VI in respect of the sulfur content of marine fuels. In addition, it has introduced a 0.1% maximum sulfur requirement for fuel used by ships at berth in EU ports, effective January 1, 2010.

In 2005, the European Union adopted a directive on ship-source pollution, imposing criminal sanctions for intentional, reckless or negligent pollution discharges by ships. The directive could result in criminal liability for pollution from vessels in waters of European countries that adopt implementing legislation. Criminal liability for pollution may result in substantial penalties or fines and increased civil liability claims. We cannot predict what regulations, if any, may be adopted by the European Union or any other country or authority.

Regulation of Greenhouse Gas Emissions

In February 2005, the Kyoto Protocol entered into force. Pursuant to the Kyoto Protocol, adopting countries are required to implement national programs to reduce emissions of certain gases, generally referred to as greenhouse gases, which are suspected of contributing to global warming. Currently, the emissions of greenhouse gases from ships involved in international transport are not subject to the Kyoto Protocol. In December 2009, more than 27 nations, including the United States and China, signed the Copenhagen Accord, which includes a non-binding commitment to reduce greenhouse gas emissions. In addition, in December 2011, the Conference of the Parties to the United Nations Convention on Climate Change adopted the Durban Platform which calls for a process to develop binding emissions limitations on both developed and developing countries under the United Nations Framework Convention on Climate Change applicable to all Parties. The 2015 United Nations Convention on Climate Change Conference in Paris resulted in the Paris Agreement, which entered into force on November 4, 2016. The Paris Agreement does not directly limit greenhouse gas emissions from shipping. For 2020, the EU made a unilateral commitment to reduce overall greenhouse gas emissions from its member states by 20% of 1990 levels. The EU also committed to reduce its emissions by 20% under the Kyoto Protocol's second period, from 2013 to 2020.

As of January 1, 2013, all ships (including rigs and drillships) must comply with mandatory requirements adopted by MEPC in July 2011 relating to greenhouse gas emissions. Under these measures, by 2025, all new ships built will be 30% more energy efficient than those built in 2014. The amendments to MARPOL Annex VI Regulations for the prevention of air pollution from ships add a new Chapter 4 to Annex VI on Regulations on energy efficiency requiring the Energy Efficiency Design Index (EEDI), for new ships, and the Ship Energy Efficiency Management Plan (SEEMP) for all ships. Other amendments to Annex VI add new definitions and requirements for survey and certification, including the format for the International Energy Efficiency Certificate. The regulations apply to all ships of 400 gross tonnage and above. These new rules will likely affect the operations of vessels that are registered in countries that are signatories to MARPOL Annex VI or vessels that call upon ports located within such countries. The implementation of the EEDI and SEEMP standards could cause us to incur additional compliance costs. The IMO is also planning to implement market-based mechanisms to reduce greenhouse gas emissions from ships at an upcoming MEPC session. It is impossible to predict the likelihood that such a standard might be adopted or its potential impact on our operations at this time.

In the United States, the EPA has issued a final finding that greenhouse gases threaten public health and safety, and has promulgated regulations that regulate the emission of greenhouse gases. In 2009 and 2010, EPA adopted greenhouse reporting requirements for various onshore facilities, and also adopted a rule potentially imposing control technology requirements on certain stationary sources subject to the federal Clean Air Act. The EPA may decide in the future to regulate greenhouse gas emissions from ships and has already been petitioned by the California Attorney General to regulate greenhouse gas emissions from ocean-going vessels. Other federal and state regulations relating to the control of greenhouse gas emissions may follow, including climate change initiatives that have recently been considered in the U.S. Congress. Furthermore, in the United States individual states can also enact environmental regulations. For example, California has introduced caps for greenhouse gas emission and, in the end of 2016, signaled it might take additional actions regarding climate change. Any passage of climate control legislation or other regulatory initiatives by the IMO, the European Union, the United States, or other countries where we operate, or any treaty adopted at the international level to succeed the Kyoto Protocol or Paris Agreement, that restrict emissions of greenhouse gases could require us to make significant financial expenditures, including capital expenditures to upgrade our vessels, that we cannot predict with certainty at this time. In addition, even without such regulation, our business may be indirectly affected to the extent that climate change results in sea level changes or more intense weather events.

Vessel Security Regulations

Since the terrorist attacks of September 11, 2001, there have been a variety of initiatives intended to enhance vessel security. On November 25, 2002, the Maritime Transportation Act of 2002 (or MTSA) came into effect. To implement certain portions of the MTSA, in July 2003, the U.S. Coast Guard issued regulations requiring the implementation of certain security requirements aboard vessels operating in waters subject to the jurisdiction of the United States. Similarly, in December 2002, amendments to the SOLAS Convention created a new chapter of the convention dealing specifically with maritime security. The new chapter became effective in July 2004 and imposes various detailed security obligations on vessels and port authorities, most of which are contained in the ISPS Code. The ISPS Code is designed to protect ports and international shipping against terrorism. After July 1, 2004, to trade internationally, a vessel must attain an International Ship Security Certificate (or ISSC) from a recognized security organization approved by the vessel's flag state.

The following are among the various requirements, some of which are found in SOLAS:

on-board installation of automatic identification systems to provide a means for the automatic transmission of safety-related information from among similarly equipped ships and shore stations, including information on a ship's identity, position, course, speed and navigational status;

on-board installation of ship security alert systems, which do not sound on the vessel but only alerts the authorities on shore;

the development of vessel security plans;

ship identification number to be permanently marked on a vessel's hull;

a continuous synopsis record kept onboard showing a vessel's history including, the name of the ship and of the state whose flag the ship is entitled to fly, the date on which the ship was registered with that state, the ship's identification number, the port at which the ship is registered and the name of the registered owner(s) and their registered address; and

compliance with flag state security certification requirements.

The U.S. Coast Guard regulations, intended to align with international maritime security standards, exempt non-U.S. vessels from obtaining U.S. Coast Guard-approved MTSA vessel security plans provided such vessels have on board an ISSC that attests to the vessel's compliance with the SOLAS Convention security requirements and the ISPS Code.

Our Manager has developed Security Plans, appointed and trained Ship and Office Security Officers and each of our vessels in our Fleet complies with the requirements of the ISPS Code, the SOLAS Convention and the MTSA.

Other Regulation

Our LNG vessels may also become subject to the 2010 HNS Convention, if it is entered into force. The Convention creates a regime of liability and compensation for damage from hazardous and noxious substances (or HNS), including liquefied gases. The 2010 HNS Convention sets up a two-tier system of compensation composed of compulsory insurance taken out by shipowners and an HNS Fund which comes into play when the insurance is insufficient to satisfy a claim or does not cover the incident. Under the 2010 HNS Convention, if damage is caused by bulk HNS, claims for compensation will first be sought from the shipowner up to a maximum of 100 million Special Drawing Rights (or SDR). If the damage is caused by packaged HNS or by both bulk and packaged HNS, the maximum liability is 115 million SDR. Once the limit is reached, compensation will be paid from the HNS Fund up to a maximum of 250 million SDR. The 2010 HNS Convention has not been ratified by a sufficient number of countries to enter into force, and we cannot estimate the costs that may be needed to comply with any such requirements that may be adopted with any certainty at this time.

In-House Inspections

Our Manager carries out ship audits and inspections of the ships on a regular basis; both at sea and while the vessels are in port. The results of these inspections, which are conducted both in port and underway, result in a report containing recommendations for improvements to the overall condition of the vessel, maintenance, safety and crew welfare. Based in part on these evaluations, our Manager has created and implemented a program of continual maintenance for our vessels and their systems.

Inspection by Classification Societies

Every large, commercial seagoing vessel must be "classed" by a classification society. A classification society certifies that a vessel is "in class," signifying that the vessel has been built and maintained in accordance with the rules of the classification society and the vessel's country of registry and the international conventions of which that country is a member. In addition, where surveys are required by international conventions and corresponding laws and ordinances of a flag state, the classification society will undertake them on application or by official order, acting on behalf of the authorities concerned.

For maintenance of the class certificate, regular and statutory class five-year special surveys of hull, machinery, including the electrical plant and any special equipment classed, are required to be performed by the classification society, to ensure continuing compliance. Vessels are dry-docked at least once during a five-year class cycle for inspection of the underwater parts and for repairs related to inspections. Vessels that are less than 15 years old have class notations which allow them to waive the requirement for an intermediate dry-docking in between the two five-year special surveys and, pursuant to an arrangement with the classification society, they can perform an "in water survey in lieu of dry-docking." For vessels 15 years of age or older, the notation for "in water survey in lieu of dry-docking" is subject to special considerations, which include review of vessels' records and evaluation of previous repairs and data in order to ensure that vessel's condition meets the class standards for such waiver. If any defects are found, the classification surveyor will issue a "recommendation" which must be rectified by the shipowner within prescribed time limits. The classification society also undertakes on request of the flag state other surveys and checks that are required by the regulations and requirements of that flag state. These surveys are subject to agreements made in each individual case and/or to the regulations of the country concerned.

Most insurance underwriters make it a condition for insurance coverage that a vessel be certified as "in class" by a classification society, which is a member of the International Association of Classification Societies (the IACS). In 2012, the IACS issued draft harmonized Common Structural Rules that align with IMO goal standards, and are expected to be adopted in 2013. All of the vessels in our Fleet are certified by Lloyds Register and Bureau Veritas, have been awarded ISM certification and are currently "in class."

Safety, Management of Ship Operations and Administration

Safety is our top operational priority. Our vessels are operated in a manner intended to protect the safety and health of the crew, the general public and the environment. We actively manage the risks inherent in our business and are committed to preventing incidents that threaten safety, such as groundings, fires and collisions. We are also committed to reducing emissions and waste generation. We have established key performance indicators to facilitate regular monitoring of our operational performance. We set targets on an annual basis to drive continuous improvement, and we review performance indicators monthly to determine if remedial action is necessary to reach our targets. Our Manager's shore staff performs a full range of technical, commercial and business development services for us. This staff also provides administrative support to our operations in finance, accounting and human resources.

Risk of Loss and Liability Insurance

The operation of any vessel, including LNG carriers, has inherent risks. These risks include mechanical failure, personal injury, collision, property loss, vessel or cargo loss or damage and business interruption due to political circumstances in foreign countries or hostilities. In addition, there is always an inherent possibility of marine disaster, including explosion, spills and other environmental mishaps, and the liabilities arising from owning and operating vessels in international trade. We believe that our present insurance coverage is adequate to protect us against the accident related risks involved in the conduct of our business and that we maintain appropriate levels of environmental damage and pollution insurance coverage consistent with standard industry practice. However, not all risks can be insured, and there can be no guarantee that any specific claim will be paid, or that we will always be able to obtain adequate insurance coverage at reasonable rates.

We have obtained hull and machinery insurance on all our vessels against marine and war risks, which include the risks of damage to our vessels, salvage or towing costs, and also insure against actual or constructive total loss of any of our vessels. However, our insurance policies contain deductible amounts for which we will be responsible. We have also arranged additional total loss coverage for each vessel. This coverage, which is called disbursements increased value coverage, provides us additional coverage in the event of the total loss of a vessel. The agreed deductible on each vessel averages \$250,000.

We have also obtained loss of hire insurance to protect us against loss of income in the event one of our vessels cannot be employed due to damage that is covered under the terms of our hull and machinery insurance. Under our loss of hire policies, our insurer will pay us the daily rate agreed in respect of each vessel for each day, in excess of a certain number of deductible days, for the time that the vessel is out of service as a result of damage, for a maximum of 120 days. The number of deductible days varies from 14 days to 120 days, depending on the type of damage, machinery or hull damage. The number of deductible days for the vessels in our Fleet is 14 days per vessel.

Protection and indemnity insurance, which covers our third-party legal liabilities in connection with our shipping activities, is provided by a mutual protection and indemnity association, or P&I club. This includes third-party liability and other expenses related to the injury or death of crew members, passengers and other third-party persons, loss or damage to cargo, liabilities arising from collisions with other vessels (one-quarter covered by protection and indemnity insurance and by three-quarters covered by hull and machinery insurance) or from contact with jetties or wharves and other damage to other third-party property, including pollution arising from oil or other substances, and other related costs, including wreck removal. Subject to the capping discussed below, our coverage, except for pollution, is unlimited. Our current protection and indemnity insurance coverage for pollution is \$1 billion per vessel per incident. The thirteen P&I clubs that comprise the International Group of Protection and Indemnity Clubs insure approximately 90% of the world's commercial tonnage and have entered into a pooling agreement to reinsure each association's liabilities. Each P&I club has capped its exposure in this pooling agreement so that the maximum claim covered by the pool and its reinsurance would be approximately \$5.45 billion per accident or occurrence. We are a member of the North of England P&I Club. As a member of these P&I clubs, we are subject to a call for additional premiums based on the clubs' claims record, as well as the claims record of all other members of the P&I clubs comprising the International Group. However, our P&I clubs have reinsured the risk of additional premium calls to limit our additional exposure. This reinsurance is subject to a cap, and there is the risk that the full amount of the additional call would not be covered by this reinsurance.

C. ORGANIZATIONAL STRUCTURE

We were formed on May 29, 2013 as a Marshall Islands limited partnership. We own (i) a 100% limited partner interest in Dynagas Operating LP, which owns a 100% interest in our Fleet through intermediate holding companies and (ii) the non-economic general partner interest in Dynagas Operating LP through our 100% ownership of its general partner, Dynagas Operating GP LLC.

Please see Exhibit 8.1 to this Annual Report for a list of our current subsidiaries.

D. PROPERTY, PLANT AND EQUIPMENT

For a description of our Fleet, please see "Item 4. Information on the Partnership—B. Business Overview—Our Fleet."

ITEM 4A. UNRESOLVED STAFF COMMENTS

Not applicable.

ITEM 5. OPERATING AND FINANCIAL REVIEW AND PROSPECTS

The following management's discussion and analysis of our financial condition and results of operations should be read in conjunction with the "Selected Financial Data" and the accompanying audited consolidated financial statements and the related notes included in "Item 18. Financial Statements" of this Annual Report. Amounts relating to percentage variations in period—on—period comparisons shown in this section are derived from the actual numbers in our books and records. The following discussion contains forward-looking statements that reflect our future plans, estimates, beliefs and expected performance. The forward-looking statements are dependent upon events, risks and uncertainties that may be outside our control. Our actual results could differ materially from those discussed in these forward-looking statements. See "Item 3. Key Information—D. Risk Factors" and the section entitled "Forward-Looking Statements" at the beginning of this Annual Report. In light of these risks, uncertainties and assumptions, the forward-looking events discussed may not occur.

A. RESULTS OF OPERATIONS

Overview

We are a growth-oriented limited partnership focused on owning and operating LNG carriers. Our vessels are employed on multi-year time charters, which we define as charters of two years or more, with international energy companies, providing us with the benefits of stable cash flows and high utilization rates. We intend to leverage the reputation, expertise, and relationships of our Sponsor and our Manager, in maintaining cost-efficient operations and providing reliable seaborne transportation services to our charterers. In addition, we intend to make further vessel acquisitions from our Sponsor and from third-parties and in connection with such acquisitions or in the ordinary course of our business, we may, from time to time, enter into new financing arrangements, refinance our existing arrangements or arrangements that our Sponsor, or any of its affiliates, has in place for vessels that we may acquire from it. In addition, subject to favorable market conditions we may raise capital through public or private debt or equity offerings of our securities. There is no guarantee that we will grow the size of our Fleet or the per unit distributions that we intend to pay or that we will be able to make further vessel acquisitions from our Sponsor or third-parties.

Principal Factors Affecting Our Results of Operations

The principal factors which have affected our results and are expected to affect our future results of operations and financial position, include:

Ownership days. The number of vessels in our Fleet is a key factor in determining the level of our revenues. Aggregate expenses also increase as the size of our Fleet increases;

Charter rates. Our revenue is dependent on the charter rates we are able to obtain on our vessels. Charter rates on our vessels are based primarily on demand for and supply of LNG carrier capacity at the time we enter into the charters for our vessels, which is influenced by LNG market trends, such as the demand and supply for natural gas and in particular LNG as well as the supply of LNG carriers available for profitable employment. The charter rates we obtain are also dependent on whether we employ our vessels under multi-year charters or charters with initial terms of less than two years. The vessels in our Fleet are currently employed under multiyear time charters with staggered maturities, which will make us less susceptible to cyclical fluctuations in charter rates than vessels operated on charters of less than two years. However, we will be exposed to fluctuations in prevailing charter rates when we seek to re-charter our vessels upon the expiry of their respective current charters and when we seek to charter vessels that we may acquire in the future;

Utilization of our Fleet. Historically, our Fleet has had a limited number of unscheduled off-hire days. However, an increase in annual off-hire days would reduce our utilization. The efficiency with which suitable employment is secured, the ability to minimize off-hire days and the amount of time spent positioning vessels also affects our results of operations. If the utilization pattern of our Fleet changes, our financial results would be affected;

Daily operating expenses. The level of our vessel operating expenses, including crewing costs, insurance and maintenance costs. Our ability to control our vessel operating expenses also affects our financial results. These expenses include commission expenses, crew wages and related costs, the cost of insurance, expenses for repairs and maintenance, the cost of spares and consumable stores, lubricating oil costs, tonnage taxes and other miscellaneous expenses. In addition, factors beyond our control, such as developments relating to market premiums for insurance and the value of the U.S. dollar compared to currencies in which certain of our expenses, primarily crew wages, are paid, can cause our vessel operating expenses to increase;

Our ability to exercise the options to purchase the Optional Vessels;

The timely delivery of the vessels we may acquire in the future;

Our ability to maintain solid working relationships with our existing charterers and our ability to increase the number of our charterers through the development of new working relationships;

The performance of our charterer's obligations under their charter agreements;

The effective and efficient technical management of the vessels under our management agreements;

Our ability to obtain acceptable debt financing to fund our capital commitments;

The ability of our Sponsor to fund its capital commitments and take delivery of the Optional Vessels under construction;

Our ability to obtain and maintain regulatory approvals and to satisfy technical, health, safety and compliance standards that meet our charterer's requirements;

Economic, regulatory, political and governmental conditions that affect shipping and the LNG industry, which includes changes in the number of new LNG importing countries and regions, as well as structural LNG market changes impacting LNG supply that may allow greater flexibility and competition of other energy sources with global LNG use;

Our ability to successfully employ our vessels at economically attractive rates, as our charters expire or are otherwise terminated;

Our access to capital required to acquire additional ships and/or to implement our business strategy;

Our level of debt, the related interest expense, our debt amortizations levels and the timing of principal installments;

The level of our general and administrative expenses, including salaries and costs of consultants;

Our charterer's right for early termination of the charters under certain circumstances;

Performance of our counterparties and our charterer's ability to make charter payments to us; and

The level of any distribution on all classes of our units.

The following table illustrates our ownership days, Available Days, Revenue Earning Days, Time Charter Equivalent (or TCE) rate, daily operating expenses and Fleet Utilization for the periods presented:

	Year Ended December 31,		
	2016	2015	2014
<i>(expressed in United states dollars except for operational data)</i>			
Ownership days	2,196	1,836	1,385
Available Days ⁽¹⁾	2,196	1,836	1,384
Revenue Earning Days ⁽²⁾	2,195.8	1,813.5	1,384.0
Time Charter Equivalent ⁽¹⁾	\$ 75,997	\$ 77,559	\$ 75,733
Daily operating expenses	\$ 12,045	\$ 12,660	\$ 12,139
Fleet Utilization ⁽¹⁾	100%	99%	100%

⁽¹⁾ For these definitions see Important Financial and Operational Terms and Concepts and "Item 3. Key information—A. Selected Financial Data"

⁽²⁾ Revenue Earning Days are the total number of Available Days of our vessels net of unscheduled off-hire days, during a period.

See "Item 3. Key Information—D. Risk Factors" for a discussion of certain risks inherent in our business.

Important Financial and Operational Terms and Concepts

We use a variety of financial and operational terms and concepts when analyzing our performance. These include the following:

Voyage Revenues. Our time charter revenues are driven primarily by the number of vessels in our Fleet, the amount of daily charter hire that our LNG carriers earn under time charters and the number of Revenue Earning Days during which our vessels generate revenues. These factors are, in turn, affected by our decisions relating to vessel acquisitions, the amount of time that our LNG carriers spend dry-docked undergoing repairs, maintenance and upgrade work, the age, condition and specifications of our vessels and the levels of supply and demand in the LNG carrier charter market. Our revenues will also be affected if any of our charterers cancel a time charter or if we agree to renegotiate charter terms during the term of a charter resulting in aggregate revenue reduction. Our time charter arrangements have been contracted in varying rate environments and expire at different times. We recognize revenues from time charters over the term of the charter as the applicable vessel operates under the charter. Under time charters, revenue is not recognized during days a vessel is off-hire. Revenue is recognized from delivery of the vessel to the charterer, until the end of the time charter period. Under time charters, we are responsible for providing the crewing and other services related to the vessel's operations, the cost of which is included in the daily hire rate, except when off-hire.

Off-hire (Including Commercial Waiting Time). When a vessel is "off-hire"—or not available for service—the charterer generally is not required to pay the time charter hire rate and we are responsible for all costs. Prolonged off-hire may lead to vessel substitution or termination of a time charter. Our vessels may be out of service, that is, off-hire, for several reasons: scheduled dry-docking, special survey, vessel upgrade or maintenance or inspection, which we refer to as scheduled off-hire; days spent waiting for a charter, which we refer to as commercial waiting time; and unscheduled repairs, maintenance, operational efficiencies, equipment breakdown, accidents, crewing strikes, certain vessel detentions or similar problems, or our failure to maintain the vessel in compliance with its specifications and contractual standards or to provide the required crew, which we refer to as unscheduled off-hire. We have obtained loss of hire insurance to protect us against loss of income in the event one of our vessels cannot be employed due to damage that is covered under the terms of our hull and machinery insurance. Under our loss of hire policies, our insurer generally will pay us the hire rate agreed in respect of each vessel for each day in excess of 14 days and with a maximum period of 120 days.

Voyage Expenses. Voyage expenses primarily include port and canal charges, bunker (fuel) expenses and agency fees which are paid for by the charterer under our time charter arrangements or by us during periods of off-hire except for commissions, which are always paid for by us. All voyage expenses are expensed as incurred. We may incur voyage related expenses when positioning or repositioning vessels before or after the period of a time charter, during periods of commercial waiting time or while off-hire during a period of dry-docking. Voyage expenses can be higher when vessels trade on charters with initial terms of less than two years due to fuel consumption during idling, cool down requirements, commercial waiting time in between charters and positioning and repositioning costs. From time to time, in accordance with industry practice, we pay commissions ranging up to 1.25% of the total daily charter rate under the charters to unaffiliated ship brokers, depending on the number of brokers involved with arranging the charter. These commissions do not include the fees we pay to our Manager, which are described below under "—Management Fees."

Available Days. Available days are the total number of ownership days our vessels were in our possession during a period, less the total number of scheduled off-hire days during the period associated with major repairs, or dry-dockings.

Average Number of Vessels. Average number of vessels is the number of vessels that constituted our Fleet for the relevant period, as measured by the sum of the number of days each vessel was a part of our Fleet during the period divided by the number of ownership days in the period.

Fleet utilization. We calculate fleet utilization by dividing the number of our Revenue Earning Days by the number of our Available Days during that period. The shipping industry uses fleet utilization to measure a company's efficiency in finding employment for its vessels and minimizing the amount of days that its vessels are off-hire for reasons such as unscheduled repairs but excluding scheduled off-hires for vessel upgrades, drydockings or special or intermediate surveys.

Vessel Operating Expenses. Vessel operating expenses include crew wages and related costs, the cost of insurance, expenses for repairs and maintenance, the cost of spares and consumable stores, lubricant costs, statutory and classification expenses, forwarding and communications expenses and other miscellaneous expenses.

Vessel operating expenses are paid by the ship-owner under time charters and are recognized when incurred. We expect that insurance costs, dry-docking and maintenance costs will increase as our vessels age. Factors beyond our control, some of which may affect the shipping industry in general—for instance, developments relating to market premiums for insurance, industry and regulatory requirements and changes in the market price of lubricants due to increases in oil prices—may also cause vessel operating expenses to increase. In addition, a considerable portion of our vessel operating expenses, are in currencies other than the U.S. dollar, and may increase or decrease as a result of fluctuation of the U.S. dollar against these currencies.

Dry-docking. We must periodically drydock each of our vessels for inspection, repairs and maintenance and any modifications required to comply with industry certification or governmental requirements. In accordance with industry certification requirements, we mandatorily dry-dock our vessels every 60 months until the vessel is 15 years old. If a vessel is less than 15 years old, an "in water survey in lieu of dry-dock" can take place in between the two special surveys, which statutorily must occur every five years. For vessels that are 15 years or older, dry-docking takes place every 30 months as required for the renewal of certifications required by classification societies, or, subject to special considerations, an "in water survey in lieu of dry-dock" can take place between the two special surveys. Special survey and dry-docking costs (consisting of direct costs, including shipyard costs, paints and class renewal expense, and peripheral costs, including spare parts, service engineer attendance) are expensed as incurred. The number of dry-dockings undertaken in a given period and the nature of the work performed determine the level of dry-docking expenditures. We expense costs related to routine repairs and maintenance performed during dry-docking or as otherwise incurred. The three vessels in our Initial Fleet completed their initial scheduled special survey and dry-docking repairs in 2012. The next scheduled special survey and drydocking repairs for these vessels and the initial scheduled dry-dock for the remaining vessels in our Fleet are due in 2017 and 2018.

Depreciation. We depreciate our LNG carriers on a straight-line basis over their remaining useful economic lives. Depreciation is based on the cost of the vessel less its estimated salvage value. We estimate the useful life of the LNG carriers in our Fleet to be 35 years from their initial delivery from the shipyard, consistent with LNG industry practice. Vessel residual value is estimated based on historical market trends and represents Management's best estimate of the current selling price assuming the vessels are already of age and condition expected at the end of its useful life. The assumptions made reflect our experience, market conditions and the current practice in the LNG industry; however they required more discretion since there is a lack of historical references in scrap prices of similar types of vessels.

Interest and Finance Costs. We incur interest expense on outstanding indebtedness under our existing debt agreements which we include in interest and finance costs. Interest expense depends on our overall level of borrowings and may significantly increase when we acquire or refinance ships. Interest expense may also change with prevailing interest rates, although interest rate swaps or other derivative instruments may reduce the effect of these changes. We also incur financing and legal costs in connection with establishing debt agreements, which are deferred and amortized to interest and finance costs using the effective interest method. We will incur additional interest expense in the future on our outstanding borrowings and under future borrowings. For a description of our existing credit facilities, please see "—B. Liquidity and Capital Resources—Our Borrowing Activities."

Vessel Lives and Impairment. Vessels are reviewed for impairment whenever events or changes in circumstances indicate that the carrying amount of an asset may not be recoverable. If circumstances require a long-lived asset or asset group to be tested for possible impairment, we first compare the undiscounted cash flows expected to be generated by that asset or asset group to its carrying value. If the carrying value of the long lived asset is not recoverable on an undiscounted cash flow basis, impairment is recognized to the extent that the carrying value exceeds its fair value. Fair value is determined through various valuation techniques including discounted cash flow models, quoted market values and third-party independent appraisals as considered necessary. Since our inception, there were no events or changes in circumstances indicating that the carrying amount of the vessels may not be recoverable and, accordingly, no impairment loss was recorded in any of the years ended December 31, 2016 and 2015.

Insurance

Hull and Machinery Insurance. We have obtained hull and machinery insurance on all our vessels to insure against marine and war risks, which include the risks of damage to our vessels, salvage and towing costs, and also insures against actual or constructive total loss of any of our vessels. However, our insurance policies contain deductible amounts for which we will be responsible. We have also arranged additional total loss coverage for each vessel. This coverage, which is called disbursements increased value coverage, provides us additional coverage in the event of the total loss or the constructive total loss of a vessel. The agreed deductible on each vessel averages \$250,000.

Loss of Hire Insurance. We have obtained loss of hire insurance to protect us against loss of income in the event one of our vessels cannot be employed due to damage that is covered under the terms of our hull and machinery insurance. Under our loss of hire policies, our insurer will pay us the hire rate agreed in respect of each vessel for each day, in excess of a certain number of deductible days, for the time that the vessel is out of service as a result of damage, for a maximum of 120 days. The number of deductible days for the vessels in our Fleet is 14 days per vessel.

Protection and Indemnity Insurance. Protection and indemnity insurance, which covers our third-party legal liabilities in connection with our shipping activities, is provided by a mutual protection and indemnity association, or P&I club. This includes third-party liability and other expenses related to the injury or death of crew members, passengers and other third-party persons, loss or damage to cargo, claims arising from collisions with other vessels or from contact with jetties or wharves and other damage to other third-party property, including pollution arising from oil or other substances, and other related costs, including wreck removal. Our current protection and indemnity insurance coverage is unlimited, except for pollution, which is limited to \$1 billion per vessel per incident.

Critical Accounting Policies and Estimates

The discussion and analysis of our financial condition and results of operations is based upon our consolidated financial statements, which have been prepared in accordance with U.S. GAAP. We are an "emerging growth company," as defined in the JOBS Act. We have elected to take advantage of the reduced reporting obligations, including the extended transition period for complying with new or revised accounting standards under Section 102 of the JOBS Act, and as such, the information that we provide to our unitholders may be different from information provided by other public companies and our financial statements may not be comparable to companies that comply with public company effective dates. The preparation of those financial statements requires us to make estimates and judgments that affect the reported amounts of assets and liabilities, revenues and expenses and related disclosure at the date of our financial statements. Actual results may differ from these estimates under different assumptions and conditions.

Critical accounting policies are those that reflect significant judgments of uncertainties and potentially result in materially different results under different assumptions and conditions. For a description of all our significant accounting policies, see Note 2 to our consolidated financial statements included under "Item 18. Financial Statements" of this Annual Report.

Voyage Revenues

We recognize revenues from time charters over the term of the charter as the applicable vessel operates under the charter. Under time charters, revenue is not recognized during days a vessel is off-hire. Revenue is recognized from delivery of the vessel to the charterer, until the end of the time charter period. Under time charters, we are responsible for providing the crewing and other services related to vessel's operations, the cost of which is included in the daily hire rate, except when off-hire. Revenues are affected by charter rates and the number of days a vessel operates.

Our time charter revenues are driven primarily by the number of vessels in our Fleet, the amount of daily charter hire that our vessels earn under time charters and the number of revenue earning days during which our vessels generate revenues. These factors are, in turn, affected by our decisions relating to vessel acquisitions, the amount of time that we spend positioning our vessels, the amount of time that our vessels spend in drydock undergoing repairs, maintenance and upgrade work, the age, condition and specifications of our vessels and the levels of supply and demand in the LNG carrier charter market.

Our LNG carriers are employed through multi-year time charter contracts, which for accounting purposes are considered as operating leases and are thus recognized on a straight line basis over the term of such charter agreements, as service is performed. Revenues under our time charters are recognized when services are performed, revenue is earned and the collection of the revenue is reasonably assured.

Advance payments under time charter contracts are classified as liabilities until such time as the criteria for recognizing the revenue are met. Our revenues will be affected by the acquisition of any additional vessels in the future subject to time charters. Our revenues will also be affected if any of our charterers cancel a time charter or if we agree to renegotiate charter terms during the term of a charter resulting in aggregate revenue reduction or increase. Our time charter arrangements have been contracted in varying rate environments and expire at different times. Rates payable in the market for LNG carriers have been uncertain and volatile as has the supply and demand for LNG carriers.

Intangible assets/liabilities related to time charter acquired

Where we identify any assets or liabilities associated with the acquisition of a vessel, we record all such identified assets or liabilities at fair value, determined by reference to market data. The amount to be recorded as an asset or liability at the date of vessel acquisition is determined by comparing the existing charter rate in the acquired time charter agreement with the market rates for equivalent time charter agreements prevailing at the time the vessel is acquired. When the present value of the time charter assumed is greater than the current fair value of such charter, the difference is recorded as an asset; otherwise, the difference is recorded as liability. Such assets and liabilities, respectively, are amortized as an adjustment to revenues, over the remaining term of the assumed time charter and are classified as non-current asset/ liability in the accompanying consolidated balance sheets. Impairment testing is performed when events or changes in circumstances indicate that the carrying amount of the intangible asset may not be recoverable.

Vessels Lives and Impairment

The carrying value of a vessel represents its historical acquisition or construction cost, including capitalized interest, supervision, technical and delivery cost, net of accumulated depreciation and impairment loss, if any. Expenditures for subsequent conversions and major improvements are capitalized provided that such costs increase the earnings capacity or improve the efficiency or safety of the vessels.

We depreciate the original cost, less an estimated residual value, of our LNG carriers on a straight-line basis over each vessel's estimated useful life. The carrying values of our vessels may not represent their market value at any point in time because the market prices tend to fluctuate with changes in hire rates and the cost of newbuilds. Both hire rates and newbuild costs tend to be cyclical in nature.

We review vessels for impairment whenever events or changes in circumstances indicate the carrying value of an asset may not be recoverable, which occurs when the asset's carrying value is greater than the future undiscounted cash flows the asset is expected to generate over its remaining useful life. We determine undiscounted projected net operating cash flows for each vessel and compare it to the vessel's carrying value. In developing estimates of future cash flows, we must make assumptions about future charter rates, vessel operating expenses, fleet utilization, and the estimated remaining useful life of the vessels. These assumptions are based on historical trends as well as future expectations. The projected net operating cash flows are determined by considering the charter revenues from existing time charters for the fixed fleet days and an estimated charter rate for the unfixed days. If the estimated future undiscounted cash flows of an asset exceed the asset's carrying value, no impairment is recognized even though the fair value of the asset may be lower than its carrying value. If the estimated future undiscounted cash flows of an asset is less than the asset's carrying value and the fair value of the asset is less than its carrying value, the asset is written down to its fair value. Historically, there was no indication of impairment for any of the six vessels in our Fleet.

We determine the fair value of our vessels based on our estimates and assumptions and by making use of available market data and taking into consideration third-party valuations. We employ our LNG carriers on fixed-rate charters with major companies. These charters typically have original terms of two or more years in length. Consequently, while the market value of a vessel may decline below its carrying value, the carrying value of a vessel may still be recoverable based on the future undiscounted cash flows the vessel is expected to obtain from servicing its existing and future charters.

Depreciation on our LNG carriers is calculated using an estimated useful life of 35 years, commencing at the date the vessel was originally delivered from the shipyard. However, the actual life of a vessel may be different than the estimated useful life, with a shorter actual useful life resulting in an increase in the depreciation and potentially resulting in an impairment loss. The estimated useful life of our LNG carriers takes into account design life, commercial considerations and regulatory restrictions. Our estimates of future cash flows involve assumptions about future hire rates, vessel utilization, operating expenses, dry-docking expenditures, vessel residual values and the remaining estimated life of our vessels. Our estimated hire rates are based on rates under existing vessel charters and an estimated charter rate for the unfixed periods. Our estimates of vessel utilization, including estimated off-hire time are based on historical experience of trading our vessels and our projections of future chartering prospects. Our estimates of operating expenses and dry-docking expenditures are based on our historical operating and dry-docking costs and our expectations of future inflation and operating requirements. Vessel residual values are based on our estimation over our vessels sale price at the end of their useful life, being a product of a vessel's lightweight tonnage and an estimated scrap rate and the estimated resale price of certain equipment and material. The remaining estimated lives of our vessels used in our estimates of future cash flows are consistent with those used in the calculation of depreciation.

Certain assumptions relating to our estimates of future cash flows are more predictable by their nature in our experience, including estimated revenue under existing charter terms, on-going operating costs and remaining vessel life. Certain assumptions relating to our estimates of future cash flows require more discretion and are inherently less predictable, such as future hire rates beyond the firm period of existing charters and vessel residual values, due to factors such as the volatility in vessel hire rates and the lack of historical references in scrap prices of similar type of vessels. We believe that the assumptions used to estimate future cash flows of our vessels are reasonable at the time they are made. We can make no assurances, however, as to whether our estimates of future cash flows, particularly future vessel hire rates or vessel values, will be accurate. If we conclude that a vessel is impaired, we recognize a loss in an amount equal to the excess of the carrying value of the asset over its fair value at the date of impairment. The fair value at the date of the impairment becomes the new cost basis and will result in a lower depreciation expense than for periods before the vessel impairment.

The table set forth below indicates the carrying value of each of our vessels as of December 31, 2016 and 2015.

Vessel	Capacity (cbm)	Year Built/ Purchased	Carrying Value (in millions of US dollars)	
			December 31, 2016	December 31, 2015
<i>Clean Energy</i>	149,700	2007	\$ 134.1	\$ 138.6
<i>Ob River</i>	149,700	2007	134.1	138.5
<i>Amur River</i>	149,700	2008	144.2	149.0
<i>Arctic Aurora</i>	155,000	2014	196.5	201.5
<i>Yenisei River</i>	155,000	2014	184.2	188.7
<i>Lena River</i>	155,000	2015	214.6	219.9
TOTAL	914,100		\$ 1,007.7	\$ 1,036.2

As of December 31, 2016 and 2015, we have not identified any events and circumstances indicating potential impairment to the carrying value of our long-lived assets. As such, we were not required and did not perform an impairment test. We refer you to the risk factor entitled "Vessel values may fluctuate substantially and, if these values are lower at a time when we are attempting to dispose of vessels, we may incur a loss" and the discussion herein under the heading "Item 3. Key Information—D. Risk Factors —Risks relating to our Partnership."

Our estimates of basic market value assume that our vessels are all in good and seaworthy condition without need for repair and if inspected would be certified in class without notations of any kind. Our estimates are based on information available from various industry sources, including:

reports by industry analysts and data providers that focus on our industry and related dynamics affecting vessel values;

news and industry reports of similar vessel sales;

news and industry reports of sales of vessels that are not similar to our vessels where we have made certain adjustments in an attempt to derive information that can be used as part of our estimates;

approximate market values for our vessels or similar vessels that we have received from shipbrokers, whether solicited or unsolicited, or that shipbrokers have generally disseminated;

vessel sale prices and values of which we are aware through both formal and informal communications with ship-owners, shipbrokers, industry analysts and various other shipping industry participants and observers.

As we obtain information from various industry and other sources, our estimates of basic market value are inherently uncertain. In addition, vessel values are highly volatile; as such, our estimates may not be indicative of the current or future basic market value of our vessels or prices that we could achieve if we were to sell them.

Depreciation

We depreciate our vessels on a straight-line basis over their estimated useful lives, after considering their estimated residual values, based on the assumed value of the scrap premium steel available for recycling after demolition. Useful economic live of each vessel in our Fleet is estimated to be 35 years from their initial delivery from the shipyard. Effective October 1, 2014, our average scrap rate was adjusted from \$717 to \$685 per lightweight ton per LNG carrier. This assumption is reflective of current and historical market trends and current practice in the LNG industry. The decrease in the estimated scrap rate will increase the total depreciation expense we will record for the remainder of the useful life of each vessel. The effect of this change in accounting estimate, which did not require retrospective adoption as per ASC 250 "Accounting Changes and Error Corrections", had in immaterial impact on both on our net income and earnings per common unit, basic and diluted, for each of the years ended December 31, 2016 and 2015. A decrease in the useful life of a vessel or in its residual value would have the effect of increasing the annual depreciation charge. When regulations place limitations over the ability of a vessel to trade on a worldwide basis, its remaining useful life is adjusted at the date such regulations become effective.

Recent Accounting Pronouncements

For a discussion on Recent Accounting Pronouncements, see Note 2 to our consolidated financial statements included in this Annual Report.

Results of Operations

Year ended December 31, 2016 compared to the year ended December 31, 2015

Voyage Revenues. Voyage revenues increased by \$24.6 million, or 17.0%, to \$169.9 million in the year ended December 31, 2016, compared to \$145.2 million for the year ended December 31, 2015. This growth in revenues is almost exclusively associated with the contribution to operations for a full year of the *Lena River*, the third Initial Optional Vessel we acquired from our Sponsor in late 2015. As a result of this fleet expansion, our Revenue Earning Days increased from 1,813.5 to 2,195.8, respectively, in the compared periods.

Voyage Expenses—including related party. Voyage expenses are historically primarily comprised of charter hire commissions charged by both affiliated and unaffiliated parties. As such, an increase in operating revenues is closely correlated with an increase in voyage expenses, as commissions are incurred as revenues are earned; however, not all our vessels bear voyage commissions. In the year ended December 31, 2016, voyage expenses increased to \$3.0 million, compared to \$2.8 million for the year ended December 31, 2015, representing an increase of \$0.2 million or 5.6%, attributable to the increase in voyage revenues, as discussed above.

Vessels' Operating Expenses. Vessel operating expenses increased by 13.8%, or \$3.2 million, to \$26.5 million during the year ended December 31, 2016, from \$23.2 million during the year ended December 31, 2015. This increase was exclusively associated with the operation of a larger fleet in 2016 following the *Lena River* acquisition late in 2015. Our daily operating expenses, however, decreased from \$12,660 for the year ended December 31, 2015 to \$12,045 for the year ended December 31, 2016, which was attributable to cost efficiencies in crew wages and crew-related expenses.

General and administrative expenses—including related party. General and administrative expenses increased by 4.4%, or \$0.1 million, to \$1.9 million during the year ended December 31, 2016, from \$1.8 million during the year ended December 31, 2015. General and administrative expenses are comprised mainly of legal, consultancy, audit, executive services, administrative services and Board of Directors fees as well as other miscellaneous expenditures, essential to conduct our business.

Management Fees. We incurred an aggregate of \$6.0 million, or \$2,732 per LNG carrier per day in management fees for the year ended December 31, 2016, compared to an aggregate of \$4.9 million, or \$2,652 per LNG carrier per day in management fees for the year ended December 31, 2015. The 23.2%, or \$1.1 million, increase in management fees is predominantly attributable to the increase in Fleet calendar days as a result of the increase in the average number of vessels that comprised our Fleet during 2016, compared to 2015, and to the annual 3% increase in daily management fees pursuant to our Management Agreements.

Depreciation. Depreciation expense increased by 24.6%, or \$6.0 million, to \$30.4 million in the year ended December 31, 2016, compared to \$24.4 million in the corresponding period in 2015. This increase is primarily attributable to the ownership and operation of the *Lena River*, which we acquired in late 2015, for a full year, which increased our Fleet ownership days from 1,836 in 2015 to 2,196 in 2016.

Interest and Finance Costs. Interest and finance costs increased by 25.1%, to \$35.0 million, during the year ended December 31, 2016, from \$28.0 million during the year ended December 31, 2015. This increase is predominantly due to the increase in weighted average outstanding indebtedness in the year ended December 31, 2016, as compared to the corresponding period of 2015 (from \$571.4 million in 2015 to \$741.6 in 2016), which was mainly the result of the financing arrangement we entered into in connection with the *Lena River* acquisition and to a lesser extent to the increase in the margin levels on our \$340 Million Revolving Credit Facility.

Year ended December 31, 2015 compared to the year ended December 31, 2014

Voyage Revenues. Voyage revenues increased by \$38.1 million, or 35.6%, to \$145.2 million in the year ended December 31, 2015, compared to \$107.1 million for the year ended December 31, 2014. This growth in revenues is primarily associated with the increase in the average number of vessels comprising our Fleet, from 3.8 vessels in the year ended December 31, 2014, to 5.0 in the year ended December 31, 2015, followed by an increase in Revenue Earning Days from 1,384.0 to 1,813.5, respectively, in the periods discussed, both of which came as a result of our Fleet expansion.

Voyage Expenses—including related party. In the year ended December 31, 2015, voyage expenses increased to \$2.8 million, compared to \$2.3 million for the year ended December 31, 2014, representing an increase of \$0.5 million or 23.4%. Voyage expenses in each of the years ended December 31, 2015 and 2014, primarily relate to voyage commissions charged both by affiliated and unaffiliated parties. The increase in voyage expenses is consistent with our increased operating revenues, as commissions are incurred as revenues are earned.

Vessels' Operating Expenses. Vessels' operating expenses increased by 38.3%, or \$6.4 million, to \$23.2 million during the year ended December 31, 2015, from \$16.8 million during the year ended December 31, 2014. The increase in operating expenses is primarily attributable to the \$5.6 million incremental operating costs associated with the *Arctic Aurora* and the *Yenisei River* contribution to Fleet operations for a full year in 2015 versus a fractioned period in 2014, and at a lesser extent associated with the operating costs incurred as a result of the *Lena River* acquisition late in 2015 and other increases in vessel operational costs.

General and administrative expenses—including related party. General and administrative expenses decreased by 7.5%, or \$0.1 million, to \$1.8 million during the year ended December 31, 2015, from \$1.9 million during the year ended December 31, 2014. General and administrative expenses are mainly comprised of legal, consultancy, audit, executive services, administrative services and Board of Directors fees as well as other miscellaneous expenditures, essential to conduct our business.

Management Fees. We incurred an aggregate of \$4.9 million, or \$2,652 per LNG carrier per day in management fees for the year ended December 31, 2015, compared to an aggregate of \$3.6 million, or \$2,575 per LNG carrier per day in management fees for the year ended December 31, 2014. The 36.6%, or \$1.3 million, increase in management fees is primarily attributable to the increase in Fleet calendar days as a result of the increase in the average number of vessels that comprised our Fleet during 2015, compared to 2014, and to the annual 3% increase (approximately \$0.1 million) in daily management fees pursuant to our Management Agreements.

Depreciation. Depreciation expense increased by 36.8%, or \$6.6 million, to \$24.4 million in the year ended December 31, 2015, compared to \$17.8 million in the corresponding period in 2014. This increase is primarily attributable to the ownership and operation for a full year of the *Arctic Aurora* and the *Yenisei River* that we acquired back in 2014 from our Sponsor and the acquisition of the *Lena River* late in 2015, that increased our Fleet ownership days from 1,385 in 2014 to 1,836 in 2015, and to a lesser extent to the decrease in the estimated scrap rate, effective the fourth quarter of 2014, discussed elsewhere in this Annual Report, which increased period's depreciation expense by \$152,000.

Interest and Finance Costs. Interest and finance costs increased by 92.6%, to \$28.0 million, during the year ended December 31, 2015, from \$14.5 million during the year ended December 31, 2014. This increase is predominantly due to the increase in debt expense that increased by 94.4%, or \$12.6 million, to \$25.9 million during the year ended December 31, 2015, from \$13.3 million during the year ended December 31, 2014. Such increase is directly associated with the higher levels of weighted average interest accruing in 2015 on our debt agreements (indicatively 4.5% in 2015 compared to 3.8% in 2014) and the increase in weighted average outstanding indebtedness in the year ended December 31, 2015, as compared to the corresponding period of 2014, which was the result of the debt agreements we entered into in order to finance the three vessels acquisitions from our Sponsor in 2014 and 2015.

B. LIQUIDITY AND CAPITAL RESOURCES

Liquidity and Cash Needs

Our principal sources of funds are operating cash flows, borrowings under our 2019 Notes, \$200 Million Term Loan Facility, \$340 Million Senior Credit Facility and \$30 Million Revolving Credit Facility, and equity contributions by our unitholders. Our liquidity requirements relate to servicing the principal and interest on our debt, paying distributions on our Series A Preferred Units, when, as and if declared by our Board of Directors, and funding capital expenditures and working capital. In accordance with our Partnership Agreement, we are further required to distribute all of our available cash to unitholders each quarter. We frequently monitor our capital needs by projecting our upcoming income, expenses and debt obligations, and seek to maintain adequate cash reserves to compensate for any budget overruns. Our short-term liquidity requirements relate to funding working capital, including vessel operating expenses and payments under our management agreements. Our long-term liquidity requirements relate to funding capital expenditures, including the acquisition of additional vessels and the repayment of our long-term debt.

In accordance with our business strategy, other liquidity needs may relate to funding potential investments (including the equity portion of investments in the Optional Vessels or other third-party acquisitions) and maintaining cash reserves against fluctuations in operating cash flows. Because we distribute all of our available cash, we expect that we will rely upon external financing sources, including bank borrowings and the issuance of debt and equity securities, to fund acquisitions and other expansion capital expenditures. Cash and cash equivalents are held in U.S. dollars. We have not made use of derivative instruments in any of the periods presented in the financial statements accompanying this Annual Report.

We may exercise our options under the Omnibus Agreement to purchase the Optional Vessels during specified periods. To the extent we exercise any of these options, we will incur additional payment obligations. As of the date of this Annual Report, we have not secured any other financing in connection with the potential acquisition of the Optional Vessels since it is uncertain if and when such purchase options will be exercised.

Working capital is equal to current assets minus current liabilities, including the current portion of long-term debt. As of December 31, 2016, we reported working capital surplus of \$7.1 million as compared to a working capital deficit of \$25.5 million as of December 31, 2015. The surplus was due to the \$103.6 million of net operating cash flows that the Partnership generated during the year ended December 31, 2016, of which \$37.5 million were used in investing activities and \$32.8 million were used in financing activities of the Partnership.

We believe that our current sources of funds and those that we anticipate to internally generate for a period of at least the next twelve months, will be sufficient to fund the operations of our Fleet, including the normal working capital requirements, serve our principal and interest debt scheduled repayments and make at least the required distribution on our Series A Preferred Units and minimum quarterly distribution on our common units in accordance with our Partnership Agreement.

Cash

As of December 31, 2016, we had cash of \$82.6 million (including minimum cash liquidity requirements imposed by our lenders) which increased by \$33.3 million, or 67.6%, compared to \$49.3 million, as of December 31, 2015. This increase is attributable to the excess cash drawn down under our \$200 Million Term Loan Facility in January 2016, which we currently intend to use to either fund future capital investment, capital expenditures or other working capital needs.

Equity Offerings (following the IPO)

On June 18, 2014, we completed our underwritten public offering of 4,800,000 common units at \$22.79 common per unit, and on the same date, the underwriters in the offering exercised their option to purchase an additional 720,000 common units at the same public offering price. The proceeds of the offering were used to finance a portion of the purchase price of the *Arctic Aurora*.

On July 20, 2015, we completed our underwritten public offering of the Series A Preferred Units at \$25.00 per unit. The proceeds of this offering were used to partially finance the *Lena River* acquisition.

Our Borrowing Activities

As of December 31, 2016, we had \$722.5 million of indebtedness outstanding under our debt agreements and had access to \$30.0 million of available borrowing capacity under our \$30 million Sponsor facility. As of December 31, 2016, we were in compliance with all the financial and liquidity covenants contained in our debt agreements.

\$30 Million Revolving Credit Facility

On November 18, 2013, concurrently with the consummation of our IPO, we entered into an interest free \$30.0 million revolving credit facility with our Sponsor, with an original term of five years from the closing date, to be used for general partnership purposes. No amounts have been drawn under the facility since 2013 (amounts drawn in 2013 were fully repaid in early 2014).

\$340 Million Senior Secured Revolving Credit Facility

On June 19, 2014, we entered into an agreement with an affiliate of Credit Suisse Securities (USA) LLC, or Credit Suisse, for a new \$340 million senior secured credit facility, or our \$340 Million Senior Credit Facility, to repay in full on June 23, 2014 the \$214.1 million then outstanding under our senior secured revolving credit facility, which we entered into on November 14, 2013 in connection with the closing of the IPO, and to fund a portion of the purchase price for the *Arctic Aurora* and the related charter. This facility is secured by a first priority or preferred cross-collateralized mortgage on each of the *Amur River*, the *Ob River*, the *Clean Energy* and the *Arctic Aurora*, a specific assignment of the existing charters and a first assignment of earnings and insurances in relation to the vessels. Under this facility, our subsidiaries that directly own the vessels that serve as security under this facility serve as the borrowers and we and Dynagas Equity Holding Ltd. and Dynagas Operating LP, our wholly-owned subsidiaries, serve as guarantors. The facility bears interest at LIBOR plus a margin and is payable in consecutive equal quarterly payments of \$5.0 million that commenced on June 30, 2014 and a balloon payment at maturity in March 2021.

During the term of this facility, Mr. Georgios Prokopiou, our Chairman, and his family is required to own or control, directly or indirectly, at least 30% of our share capital entitled to vote and 100% of the ownership interests in our General Partner.

\$200 Million Term Loan Facility

On December 17, 2015, two of our wholly-owned vessel owning subsidiaries, Navajo Marine Limited, or Navajo Marine, and Solana Holding Ltd., or Solana Holding, entered, on a joint and several basis, into a facility agreement with a group of lenders and ABN Amro NV, as agent, for a senior secured term loan facility of up to \$200 million, or our \$200 Million Term Loan Facility. A substantial part of the proceeds from this facility were used to partially finance the *Lena River* acquisition, while the unused portion of the proceeds, is intended to be used for investing and other working capital purposes. The facility has a five year maturity profile and is split in two vessel tranches of \$100.0 million, one for each vessel owned by Navajo Marine and Solana Holding, respectively. The \$200 Million Term Loan Facility bears interest at LIBOR plus a margin. Each tranche is repayable in 20 consecutive quarterly installments of approximately \$1.56 million each and a balloon payment of \$68.8 million each at maturity in December 2020, such balloon payment and regular installments to be reduced pro-rata for a tranche of less than \$100 million. The \$200 Million Term Loan Facility is guaranteed by us and is secured by, among other things, a first priority cross-collateralized mortgage on each of the *Yenisei River* and the *Lena River*, a first priority specific assignment of the existing time charters of the vessels, a first priority assignment of all insurances and earnings of the vessels and an assignment of any subsequent time charter of a duration of more than twelve months.

The \$200 Million Term Loan Facility contains customary general undertakings that require us to limit shareholder loans with respect to the borrowers up to a maximum amount, to restrict additional indebtedness with respect to the borrowers, to procure that the Sponsor maintains, directly or indirectly, at least 30% of the outstanding voting interests in us. Like the terms of our \$340 Million Senior Secured Credit Facility and our 2019 Notes, the \$200 Million Term Loan Facility restricts us from paying any distributions if an event of default occurs.

Senior Unsecured Notes due 2019

On September 15, 2014, we issued \$250.0 million aggregate principal amount of our 6.25% Senior Unsecured Notes due 2019, or our 2019 Notes. The 2019 Notes bear interest at the rate of 6.25% per year, payable quarterly in arrears on the 30th day of January, April, July and October of each year, commencing on October 30, 2014. The 2019 Notes are senior unsecured obligations that rank senior to any of our future subordinated debt and rank equally in right of payment with all of our existing and future unsecured and unsubordinated debt. The 2019 Notes effectively rank junior to our existing and future secured debt, to the extent of the value of the assets securing such debt as well as to existing and future debt and other liabilities of our subsidiaries. The 2019 Notes were issued in minimum denominations of \$1,000 and integral multiples of \$1,000 in excess thereof. The 2019 Notes are listed on the NYSE under the symbol "DLNG 19." The net proceeds of the 2019 Notes were used to finance the majority of the purchase price of the *Yenisei River*.

If a Change of Control (as defined in the Indenture for the 2019 Notes) occurs, holders of the 2019 Notes have the right, at their option, to require us to purchase any or all of such holders' 2019 Notes at a purchase price of 101% of the principal amount of the 2019 Notes to be purchased, plus accrued and unpaid interest.

In addition, if an event of default or an event or circumstance which, with the giving of any notice or the lapse of time, would constitute an event of default under the 2019 Notes has occurred and is continuing, or we are not in compliance with certain financial covenants under the indenture, then none of the Partnership or any subsidiary will be permitted to declare or pay any dividends or return any capital to its equity holders (other than the Partnership or a wholly-owned subsidiary of the Partnership) or authorize or make any other distribution, payment or delivery of property or cash to its equity holders (other than the Partnership or a wholly-owned subsidiary of the Partnership), or redeem, retire, purchase or otherwise acquire, directly or indirectly, for value, any interest of any class or series of its equity interests (or acquire any rights, options or warrants relating thereto but not including convertible debt) now or hereafter outstanding and held by persons other than the Partnership or any wholly-owned subsidiary, or repay any subordinated loans to equity holders (other than the Partnership or a wholly-owned subsidiary of the Partnership) or set aside any funds for any of the foregoing purposes.

Debt Covenants

Our debt arrangements contain customary financial and other covenants that require us to maintain:

a maximum ratio of total consolidated liabilities of the Partnership to its total consolidated market value adjusted total assets;

a minimum interest coverage ratio;

certain levels of consolidated minimum liquidity;

a maximum ratio expressed as a percentage of total borrowings to total book assets;

a certain minimum net worth level;

a minimum asset coverage ratio, being the ratio of the aggregate of the vessels' market values and the net realizable value of any additional security over the outstanding amount of the facility; and

hull and machinery and war risks insurance equal to the greater of (i) 120% of the outstanding borrowings under this facility and (ii) the market value of the collateral vessels.

The \$200 Million Term Loan Facility imposes certain additional cash related restrictions that require the borrowing entities to:

maintain certain minimum liquidity levels on a per vessel basis; and

to maintain and transfer funds to a cash collateral reserve account for each vessel to the extent that each vessel remains under its current time charterparty or until the expiry thereof and one of the borrowing entities does not enter, into a definite replacement or subsequent time charter contract with a minimum firm term until the credit facility maturity date at a minimum specified daily time charter rate per day. To the extent a borrowing entity enters into such a charterparty, the funds will be released from each vessel's reserve account.

Estimated Maintenance and Replacement Capital Expenditures

Our Partnership Agreement requires our Board of Directors to deduct from operating surplus each quarter estimated maintenance and replacement capital expenditures, as opposed to actual maintenance and replacement capital expenditures in order to reduce disparities in operating surplus caused by fluctuating maintenance and replacement capital expenditures, such as dry-docking and vessel replacement. Because of the substantial capital expenditures we are required to make to maintain our Fleet, currently, our annual estimated maintenance and replacement capital expenditures for purposes of estimating maintenance and replacement capital expenditures will be \$16.9 million per year, which is composed of \$4.2 million for dry-docking and \$12.7 million, including financing costs, for replacing our vessels at the end of their useful lives. The \$12.7 million for future vessel replacement is based on assumptions and estimates regarding the remaining useful lives of our vessels, a long term net investment rate equivalent to our current expected long-term borrowing costs, vessel replacement values based on current market conditions and residual value of the vessels at the end of their useful lives based on current steel prices. The actual cost of replacing the vessels in our Fleet will depend on a number of factors, including prevailing market conditions, hire rates and the availability and cost of financing at the time of replacement. Our Board of Directors, with the approval of the conflicts committee, may determine that one or more of our assumptions should be revised, which could cause our Board of Directors to increase the amount of estimated maintenance and replacement capital expenditures. We may elect to finance some or all of our maintenance and replacement capital expenditures through the issuance of additional common units which could be dilutive to existing unitholders.

Cash Flows

The following table summarizes our net cash flows from operating, investing and financing activities and our cash and cash equivalents for the years ended December 31, 2016 and 2015:

	Year Ended December 31,	
	2016	2015
Net cash provided by operating activities	\$ 103,618	\$ 96,944
Net cash used in investing activities	(37,472)	(205,045)
Net cash provided by/(used in) financing activities	(32,844)	120,445
Cash and cash equivalents at beginning of year	24,293	11,949
Cash and cash equivalents at end of year	\$ 57,595	\$ 24,293

Net Cash Provided by Operating Activities

Net cash flows provided by operating activities increased by \$6.7 million, or 6.9%, to \$103.6 million for the year ended December 31, 2016, compared to \$96.9 million for the year ended December 31, 2015. The increase is primarily attributable to the net operating cash flows that the *Lena River* contributed to the Partnership during the year ended December 31, 2016 and counterbalanced by working capital variations between the compared periods. Net cash flows provided by operating activities increased by \$20.5 million, or 26.8%, to \$96.9 million for the year ended December 31, 2015, compared to \$76.4 million for the year ended December 31, 2014. The increase is primarily attributable to net operating cash flows that the *Arctic Aurora*, the *Yenisei River* and, to a lesser extent, the *Lena River* contributed to the Partnership during the year ended December 31, 2015, and to our increased charter revenue pre-collections as of December 31, 2015 which increased net cash from operating activities by \$5.7 million.

Net Cash Used in Investing Activities

Net cash used in investing activities of \$37.5 million as of December 31, 2016 relates to i) \$35.0 million of residual unsettled amounts related to the *Lena River* acquisition and ii) \$2.5 million associated with other capital expenditures related to our Fleet within the normal course of business.

Net cash used in investing activities of \$205.0 million as of December 31, 2015, relates to the cash aspect of the *Lena River* acquisition transaction, materialized on December 17, 2015.

Net Cash Provided by/(Used in) Financing Activities

Net cash used in financing activities of \$32.8 million for the year ended December 31, 2016 consisted of the \$66.7 million residual amounts drawn down under our \$200 Million Term Loan Facility that were partially used to repay the short-term \$35.0 million credit financing provided by our Sponsor in connection with the *Lena River* acquisition, counterbalanced by (i) distributions paid to all classes of unitholders amounting to \$66.9 million, (ii) regular quarterly installments on our \$340 Million Credit Facility and \$200 Million Term Loan Facility of an aggregate amount of \$32.5 million, and (iii) payment of deferred finance costs in connection with the closing of the \$200 Million Term Loan Facility and the issuance of the Series A Preferred Units in an aggregate amount of \$0.1 million.

Net cash provided by financing activities of \$120.4 million for the year ended December 31, 2015 consisted of the \$133.3 million drawn down under our \$200 Million Term Loan Facility and the \$72.4 million net proceeds in connection with the issuance of our Series A Preferred Units, that were both used to finance the *Lena River* acquisition, counterbalanced by (i) increase in restricted cash by \$1.0 million as per the minimum liquidity requirements of our \$200 Million Term Loan Facility, (ii) distributions paid to all classes of unitholders amounting to \$62.2 million, (iii) regular quarterly instalments on our \$340 Million Credit Facility of \$20.0 million, and (iv) payment of deferred finance costs amounting to \$2.1 million in connection with the closing of the abovementioned facility.

Distributions

Distributions on Common and Subordinated Units

On February 12, 2016, we paid a cash distribution for the fourth quarter of 2015 of \$0.4225 per unit to all common and subordinated unitholders of record as of February 5, 2016.

On May 12, 2016, we paid a cash distribution for the first quarter of 2016 of \$0.4225 per unit to all common and subordinated unitholders of record as of May 5, 2016.

On July 19, 2016, we paid a cash distribution for the second quarter of 2016 of \$0.4225 per unit to all common and subordinated unitholders of record as of July 12, 2016.

On October 18, 2016, we paid a cash distribution for the third quarter of 2015 of \$0.4225 per unit to all common and subordinated unitholders of record as of October 11, 2016.

On January 19, 2017, we paid a cash distribution for the fourth quarter of 2016 of \$0.4225 per unit to all common and subordinated unitholders of record as of January 11, 2017.

On January 23, 2017, upon our payment to unitholders of the quarterly distribution in respect of the fourth quarter of 2016, the conditions set forth in the Partnership Agreement for the conversion of the subordinated units into common units were satisfied and the subordination period expired. At the expiration of the subordination period, the 14,985,000 subordinated units owned by the Sponsor converted into common units on a one-for-one basis. Upon the conversion of the subordinated units and as of the date of this Annual Report there are 35,490,000 common units outstanding and no subordinated units outstanding. Since all issued subordinated units were converted into common units, future distributions will be shared equally among the limited partner units owned by other common unitholders.

See "Item 8. Financial Information—A. Consolidated Statements and Other Financial Information—Our Cash Distribution Policy."

Distributions on Series A Preferred Units

On February 12, 2016, we paid a cash distribution for the period from November 12, 2015 to February 11, 2016, of \$0.5625 per unit to all Series A Preferred unitholders of record as of February 5, 2016.

On May 12, 2016, we paid a cash distribution for the period from February 12, 2016 to May 11, 2016, of \$0.5625 per unit to all Series A Preferred unitholders of record as of May 5, 2016.

On August 12, 2016, we paid a cash distribution for the period from May 12, 2015 to August 11, 2016, of \$0.5625 per unit to all Series A Preferred unitholders of record as of August 5, 2016.

On November 12, 2016, we paid a cash distribution for the period from August 12, 2016 to November 11, 2016, of \$0.5625 per unit to all Series A Preferred unitholders of record as of November 5, 2016.

On February 13, 2017, we paid a cash distribution for the period from November 12, 2016 to February 11, 2017, of \$0.5625 per unit to all Series A Preferred unitholders of record as of February 5, 2017.

General Partner Distributions

During the year ended December 31, 2016, we paid our General Partner and holder of the incentive distribution rights in the Partnership, an amount of \$127,000 in aggregate.

The declaration and payment of distributions, if any, is always be subject to the discretion of our Board of Directors.

C. RESEARCH AND DEVELOPMENT, PATENTS AND LICENSES

None.

D. TREND INFORMATION

Historically spot and short term charter hire rates for LNG carriers have been uncertain and volatile, as has the supply and demand for LNG carriers. An excess of LNG carriers first became evident in 2004 before reaching a peak in the second quarter of 2010, when spot and short term charter hire rates together with utilization reached historic lows. Due to a lack of newbuilding orders placed between 2008 and 2010, this trend then reversed from the third quarter of 2010, such that the demand for LNG shipping was not being met by available supply in 2011 and the first half of 2012. Spot and short-medium term charter hire rates together with fleet utilization reached historic highs as a result. The turning point for LNG shipping demand from the second quarter of 2011 was the unprecedented rise in Japanese LNG demand following the Fukushima nuclear leak.

Charter rates for LNG vessels started declining after 2013 in view of increasing vessel fleet while there was only marginal addition to liquefaction capacity with a single Angola LNG plant that became operational in 2013. The trend continued in 2014 through 2016 as additional tonnage negated the effect of new liquefaction plants coming online. The impact of excess vessel supply caused by the delivery of 38, 29 and 29 vessels in 2014, 2015 and 2016, respectively, was reflected in spot rates, which plummeted to levels close to the daily operating expenses in the first half of 2016. Low crude oil prices intensified the challenges in the LNG shipping market as it delayed the completion of liquefaction projects. Moreover, demand from traditional Asian buyers such as Japan and South Korea remained flat due to a weaker macroeconomic environment and greater preference for coal in power production, and in the case of Japan, a switch back to nuclear power.

Accordingly, short-term rates (one to three years) for LNG steam turbine vessels plunged from \$131,000 per day in 2012 to \$16,000 per day in 2016. Long term rates (in excess of eight years) for steam turbine vessels in 2016 were \$ 65,000 per day slightly lower than 2015. However, the 2016 average long-term charter rate for a Dual Fuel Diesel Electric (DFDE) vessel with a capacity of 155,000 cbm was US\$ 70,000 per day.

E. OFF-BALANCE SHEET ARRANGEMENTS

We do not have any off-balance sheet arrangements.

F. CONTRACTUAL OBLIGATIONS

The following table sets forth our contractual obligations and their maturity dates as of December 31, 2016:

Obligations	Payments due by period				
	Total	Less than 1 year	1-3 years	3-5 years	More than 5 years
	(in thousands of Dollars)				
Long-Term Debt	\$ 722,500	\$ 32,500	\$ 315,000	\$ 375,000	\$ —
Interest on long term debt (1)	108,414	32,605	60,054	15,755	—
Management Fees & commissions payable to the Manager (2)	45,689	7,983	15,488	9,660	12,558
Executive Services fee (3)	1,066	567	499	—	—
Administrative Services fee (4)	40	40	—	—	—
Total	\$ 877,709	\$ 73,695	\$ 391,041	\$ 400,415	\$ 12,558

- (1) Our long-term bank debt outstanding as of December 31, 2016 bears variable interest at a margin over LIBOR. The calculation of interest payments has been made assuming interest rates based on the 3-month period LIBOR, the LIBOR specific to our loan agreements as of December 31, 2016 and our applicable margin rate.
- (2) Under the terms of the Management Agreements, we currently pay a management fee of \$2,814 per day which is subject to an annual increase of 3% and further annual increases to reflect material unforeseen costs increases of providing the management services, by an amount to be agreed between us and our Manager, which amount will be reviewed and approved by our conflicts committee. The Management Agreements also provide for commissions of 1.25% of charter-hire revenues arranged by the Manager. The agreements will terminate automatically after a change of control of the applicable shipping subsidiary and/or of the owner's ultimate parent, in which case an amount equal to fees of at the least 36 months and not more than 60 months, will become payable to the Manager.
- (3) On March 21, 2014, we entered into the Executive Services Agreement with our Manager, with retroactive effect to the date of the closing of our IPO, pursuant to which our Manager provides us with the services of our executive officers, who report directly to our Board of Directors. Under the Executive Services Agreement, our Manager is entitled to an executive services fee of €538,000 per annum, for the initial five year term, payable in equal monthly installments. The agreement has an initial term of five years and will automatically be renewed for successive five year terms unless terminated earlier. The calculation of the contractual services fee set forth in the table above assumes an exchange rate of €1.000 to \$1.0536, the EURO/USD exchange rate as of December 31, 2016 and does not include any incentive compensation which our Board of Directors may agree to pay.
- (4) On December 30, 2014 and effective as of the IPO closing date, we entered into the Administrative Services Agreement with our Manager, pursuant to which the Partnership is provided with certain financial, accounting, reporting, secretarial and information technology services, for a monthly fee of \$10,000, plus expenses, payable in quarterly installments. The Agreement can be terminated upon 120 days' notice granted either by the Partnership's Board or by the Manager as per the provisions of the agreement.

Capital Commitments

Possible Acquisitions of Other Vessels

Although we do not currently have in place any agreements relating to acquisitions of other vessels (other than our right to purchase the Optional Vessels subject to the provisions of the Omnibus Agreement), we assess potential acquisition opportunities on a regular basis.

Pursuant to the Omnibus Agreement that we have entered into with our Sponsor and our General Partner, in addition to the Optional Vessels, we also have the right, but not the obligation, to purchase any LNG carriers acquired or placed under contracts with an initial term of four or more years, for so long as the Omnibus Agreement is in full force and effect. Subject to the terms of our loan agreements, we could elect to fund any future acquisitions with equity or debt or cash on hand or a combination of these forms of consideration. Any debt incurred for this purpose could make us more leveraged and subject us to additional operational or financial covenants.

G. SAFE HARBOR

See the section entitled "Forward Looking Statements" at the beginning of this Annual Report.

ITEM 6. DIRECTORS, SENIOR MANAGEMENT AND EMPLOYEES

A. DIRECTORS AND SENIOR MANAGEMENT

The following provides information about each of our directors and senior management.

Name	Age	Position
Georgios Prokopiou	70	Chairman of the Board of Directors and Appointed Director
Tony Lauritzen	40	Chief Executive Officer and Appointed Director
Michael Gregos	45	Chief Financial Officer
Levon Dedegian	65	Class III Director
Alexios Rodopoulos	69	Class II Director
Evangelos Vlahoulis	70	Class I Director

Certain biographical information about each of our directors and executive officers is set forth below.

Georgios Prokopiou. Mr. Georgios Prokopiou has served as Chairman of our Board of Directors since our inception. Since entering the shipping business in 1974, Mr. Prokopiou has managed a shipping fleet consisting in excess of 250 vessels and is among other, the founder of Dynacom Tankers Management, Sea Traders and Dynagas Ltd., our Manager. Dynacom was founded in 1991 to manage tankers and Sea Traders SA was founded in 1974 to manage bulk carriers. Since 2002, companies controlled by Mr. Prokopiou have built more than 100 vessels at shipyards in South Korea, Japan and China. Mr. Prokopiou holds a civil engineering degree from the National Technical University of Athens. Mr. Prokopiou has also served as Chairman of the North of England P&I Association. He is Chairman of the Greek committee of Bureau Veritas, as well as member of the Greek committees of DNV-GL, Lloyd's Register and ABS. In 2005 Dynacom was awarded Tanker Company of the Year award by Lloyd's List. In 2015 Dynagas Ltd. was the winner of Statoil's Working Safely with Suppliers Award.

Tony Lauritzen. Mr. Tony Lauritzen has served as our Chief Executive Officer and on our Board of Directors since our inception in 2013. Mr. Lauritzen has been the general manager of our Sponsor's LNG activities since 2006. Prior to joining Dynagas, Mr. Lauritzen worked for the shipowner and ship manager Bernhard Schulte Shipmanagement Ltd where he was a project manager with a focus on the gas shipping segment. Prior to that, he worked for Westshore Shipbrokers AS in the offshore shipbroking segment. Mr. Lauritzen holds a Master of Science in Shipping Trade and Finance from Cass Business School, London (2003) and a Master of Arts in Business and Finance from Heriot Watt University, Edinburgh (2002).

Michael Gregos. Mr. Michael Gregos has served as our Chief Financial Officer since our inception. Mr. Gregos has served as commercial manager of the activities of Dynacom Tankers Management since 2009. From 2007 to 2009, Mr. Gregos served as Chief Operating Officer of Ocean Freight Inc. a shipping transportation company listed on NASDAQ. Prior to that, Mr. Gregos was commercial manager of the activities of Dynacom Tankers Management. Mr. Gregos has also worked for Oceania Maritime Agency, a shipping transportation company in Connecticut, USA and ATE Finance the corporate finance arm of Agricultural Bank of Greece responsible for the implementation of initial public offerings in the Greek equities market. He is a graduate of Queen Mary University in London and holds an M.Sc. in Shipping, Trade and Finance from City University.

Levon A. Dedegian. Mr. Levon A. Dedegian has served as one of our directors since the closing of our IPO in November 2013 and also serves as Chairman of our conflicts committee. Mr. Dedegian has been involved in shipping since 1975 with various companies and positions. From 1978 to 1984, he served as general manager of Sea Traders. In 1985, he joined S.S.R.S. Ltd., a member of the Manley Hopkins Group of Companies. In 1987 he was transferred to Hong Kong, where he stayed until 1988 as a Managing Director of each of Gapco Trading and Agencies Limited, Bridge Energy ASA and Elf Agriculture. He was relocated to Greece at the end of 1988 as Managing Director of the Greek office of P. Wigham Richardson Shipbrokers and in 1989 he rejoined Sea Traders and Dynacom Tankers Management as general manager where he remained until December 31, 2009. Mr. Dedegian is a graduate of Pierce College (the American College of Greece) and holds a Bsc in Business Administration and Economics.

Alexios Rodopoulos. Mr. Alexios Rodopoulos has served as one of our directors since the closing of our IPO in November 2013 and also serves as Chairman of our Audit Committee. Mr. Rodopoulos is an independent shipping business consultant, operating through his family-owned company, Rodofin Business Consultants Ltd. From 1999 until 2011 Mr. Rodopoulos served as the Head of Shipping (Piraeus) of Royal Bank of Scotland (RBS). Mr. Rodopoulos is a graduate of the Economic University of Athens, Greece.

Evangelos Vlahoulis. Mr. Evangelos Vlahoulis has served as one of our directors since the closing of our IPO in November 2013 and also serves as Chairman of the Compensation Committee. Since 2005, Mr. Vlahoulis has served as Chief Executive Officer of Finship S.A. which provides maritime financing services including to Deutsche Bank in connection with their shipping activities in Greece. From 1984 until 2005 Mr. Vlahoulis served as the representative for Greek shipping of Deutsche Schiffsbank (the predecessor to Commercebank AB). Since October 2015, Mr. Vlahoulis serves as a consultant for the Greek branch of DVB bank. Mr. Vlahoulis is a graduate of London University and holds a BA in Economics.

Reimbursement of Expenses of Our General Partner

Our General Partner does not receive compensation from us for any services it provides on our behalf, however, it is entitled to reimbursement for expenses incurred on our behalf.

Executive Compensation

Our executive officers, who report directly to our Board of Directors, are provided to us by our Manager under an Executive Services Agreement with retroactive effect from the closing date of our IPO. Under the agreement, our Manager is entitled to an executive services fee of €538,000 per annum, for the initial five year term, payable in equal monthly installments and automatically renews for successive five year terms unless terminated earlier.

B. COMPENSATION OF DIRECTORS

Our chief executive officer who also serves as our director does not receive additional compensation for his service as director. Each non-management director receives compensation for attending meetings of our Board of Directors, as well as committee meetings. Non-management directors receive director fees of approximately \$135,000 per year, in aggregate. In addition, each director is reimbursed for out-of-pocket expenses in connection with attending meetings of the Board of Directors or other committees. Each director is fully indemnified by us for actions associated with being a director to the extent permitted under Marshall Islands law.

C. BOARD PRACTICES

General

Pursuant to the terms of our Partnership Agreement, our General Partner has delegated to our Board of Directors the authority to oversee and direct our operations, management and policies on an exclusive basis, and such delegation will be binding on any successor general partner of the Partnership. Our General Partner is wholly-owned by our Sponsor. Our executive officers, whose services are provided to us pursuant to the Executive Services Agreement with our Manager, manage our day-to-day activities consistent with the policies and procedures adopted by our Board of Directors.

Our board consists of five members, two of whom are appointed by our General Partner in its sole discretion and three of whom are elected by our common unitholders. Our Board of Directors has determined that all of the directors, other than Mr. Georgios Prokopiou and Mr. Tony Lauritzen, satisfy the independence standards established by the NYSE, as applicable to us. The directors appointed by our General Partner serve until a successor is duly appointed by the General Partner. Directors elected by our common unitholders are divided into three classes serving staggered three-year terms. At the Partnership's 2014 annual general meeting of limited partners, the Class I Elected Director was elected to serve for a one year term expiring on the date of the succeeding annual meeting, the Class II Elected director was elected to serve for a two-year term expiring on the second succeeding annual meeting and (c) the Class III Elected Director was elected to serve for a three-year term expiring on the third succeeding annual meeting. At each annual meeting of limited partners, directors will be elected to succeed the class of directors whose terms have expired by a plurality of the votes of the common unitholders. Directors elected by our common unitholders will be nominated by the Board of Directors or by any limited partner or group of limited partners that holds at least 15% of the outstanding common units.

Each outstanding common unit is entitled to one vote on matters subject to a vote of common unitholders. However, to preserve our ability to be exempt from U.S. federal income tax under Section 883 of the Code, if at any time, any person or group owns beneficially more than 4.9% of any class of units then outstanding, any such units owned by that person or group in excess of 4.9% may not be voted on any matter and will not be considered to be outstanding when sending notices of a meeting of unitholders, calculating required votes (except for purposes of nominating a person for election to our board), determining the presence of a quorum or for other similar purposes under our Partnership Agreement, unless otherwise required by law. The voting rights of any such unitholders in excess of 4.9% will effectively be redistributed pro rata among the other common unitholders holding less than 4.9% of the voting power of all classes of units entitled to vote. Our General Partner, its affiliates, including our Sponsor, and persons who acquired common units with the prior approval of our Board of Directors will not be subject to this 4.9% limitation except with respect to voting their common units in the election of the elected directors.

Committees

We have an audit committee that, among other things, reviews our external financial reporting function, engages our external auditors and oversees our internal audit activities and procedures and the adequacy of our internal accounting controls. Our audit committee is comprised of two directors, Mr. Evangelos Vlahoulis and Mr. Alexios Rodopoulos. Our Board of Directors has determined that Mr. Vlahoulis and Mr. Rodopoulos satisfy the independence standards established by the NYSE. Mr. Rodopoulos qualifies as an "audit committee expert" for purposes of SEC rule and regulations.

We also have a conflicts committee comprised of two members of our Board of Directors. The conflicts committee is available at the board's discretion to review specific matters that the board believes may involve conflicts of interest. The conflicts committee will determine if the resolution of the conflict of interest is fair and reasonable to us. The members of the conflicts committee may not be officers or employees of us or directors, officers or employees of our general partner or its affiliates, and must meet the independence standards established by the NYSE to serve on a conflicts committee of a Board of Directors and certain other requirements. Any matters approved by the conflicts committee will be conclusively deemed to be fair and reasonable to us, approved by all of our partners, and not a breach by our directors, our general partner or its affiliates of any duties any of them may owe us or our unitholders. The members of our conflicts committee are currently Mr. Levon A. Dedegian and Mr. Alexios Rodopoulos. For additional information about the conflicts committee, please see "Item 7. Major Unitholders and Related Party Transactions—B. Related Party Transactions—Conflicts of Interest and Fiduciary Duties."

We also have a compensation committee comprised of two members of our Board of Directors. The members of our compensation committee are currently Mr. Evangelos Vlahoulis and Mr. Levon Dedegian. The compensation committee is responsible for carrying out the Board's responsibilities relating to compensation of our executive officers and for providing such other guidance with respect to compensation matters as the Committee deems appropriate.

Please see "Item 16G. Corporate Governance."

D. EMPLOYEES

As of December 31, 2016, we did not employ any onshore or offshore staff. Our Manager has provided and continues to provide us with commercial and technical management services, including all necessary crew-related services, to our vessel owning subsidiaries pursuant to the Management Agreements. Please see "Item 7. Major Unitholders and Related Party Transactions — B. Related Party Transactions — Vessel Management." The services of our executive officers and other employees are provided to us by our Manager pursuant to an Executive Services Agreement and an Administrative Services Agreement, in return of a monthly and an annual fee, respectively. Please see "Item 7. Major Unitholders and Related Party Transactions — B. Related Party Transactions — Administrative Services Agreement & Executive Services Agreement."

E. UNIT OWNERSHIP

"Item 7. Major Unitholders and Related Party Transactions—A. Major Unitholders."

ITEM 7. MAJOR UNITHOLDERS AND RELATED PARTY TRANSACTIONS

A. MAJOR UNITHOLDERS

The following table sets forth the beneficial ownership of our common units as of March 16, 2017 by each person that we know to beneficially own more than 5% of our outstanding common units. The number of units beneficially owned by each person is determined under SEC rules and the information is not necessarily indicative of beneficial ownership for any other purpose:

Name of Beneficial Owner	Number	Percent⁽¹⁾
Dynagas Holding Ltd. ⁽²⁾	15,595,000	43.9%
Kayne Anderson Capital Advisors LP ⁽³⁾	3,772,653	10.6%
All executives, officers and directors as a group ⁽⁴⁾	*	*

(1) Based on 35,490,000 common units outstanding as of the date of this Annual Report.

(2) Dynagas Holding Ltd. is beneficially owned by the Prokopiou Family, including Georgios Prokopiou and his daughters Elisavet Prokopiou, Johanna Prokopiou, Marina Kalliope Prokopiou, and Maria Eleni Prokopiou, which collectively have a business address at 23, Rue Basse, 98000 Monaco.

(3) Based on information contained in the Schedule 13G/A that was filed with the SEC on January 10, 2017 by Kayne Anderson Capital Advisors LP and the other reporting persons named therein.

(4) Neither any member of our Board of Directors or executive officer individually, nor all of them taken as a group, hold more than 1% of our outstanding common units apart from Mr. Georgios Prokopiou, whose ownership interests are separately presented in the above table.

As of March 7, 2017, we had two unitholders of record located in the United States, which held an aggregate of 19,895,000 common units, representing 56.1% of our outstanding common units. We believe that the units held by CEDE & CO., a nominee of the Depository Trust Company and one of the two aforementioned United States unitholders, include common units beneficially owned by both holders in the United States and non-U.S. beneficial owners.

B. RELATED PARTY TRANSACTIONS

From time to time we have entered into agreements and have consummated transactions with certain related parties. We may enter into related party transactions from time to time in the future. In connection with our IPO, we established a conflicts committee, comprised entirely of independent directors, to evaluate any transaction or other matter referred or disclosed to the conflicts committee in which a conflict of interest or potential conflict of interests exists or arises.

Omnibus Agreement

On November 18, 2013, we, and certain of our subsidiaries, entered into the Omnibus Agreement with our Sponsor and our General Partner. On April 12, 2016, we amended and restated the Omnibus Agreement, to, among other things, include as Optional Vessels our Sponsor's minority ownership interest in the five entities that respectively own each of the Additional Optional Vessels. References herein to the "Omnibus Agreement" refer to the Omnibus Agreement as currently in effect. The following discussion describes certain provisions of the Omnibus Agreement.

Noncompetition

Under the Omnibus Agreement, our Sponsor has agreed, and has caused its affiliates (other than us, and our subsidiaries) to agree, not to acquire, own, operate or contract for any LNG carrier operating under a charter with an initial term of four or more years. We refer to these LNG carriers, together with any related contracts, and our Sponsor's ownership interest in the Additional Optional Vessels, as "Four-Year LNG carriers" and to all other LNG carriers, together with any related contracts, as "Non-Four-Year LNG carriers." The restrictions in this paragraph will not prevent our Sponsor or any of its controlled affiliates (including us and our subsidiaries) from:

- (1) acquiring, owning, operating or chartering any Non-Four-Year LNG carriers;
- (2) (i) acquiring or owning one or more Four-Year LNG carrier(s) (other than with respect to the Sponsor's ownership interest in the entities that own the Additional Optional Vessels, which is covered in (ii) below) if such Dynagas Holding Entity (as defined in the Omnibus Agreement) offers to sell such Four-Year LNG carrier to us for the acquisition price plus any administrative costs in accordance with the procedures set forth in the Omnibus Agreement (and we do not fulfill our obligation to purchase such Four-Year LNG carrier in accordance with the terms of the Omnibus Agreement) and (ii) owning any Optional Interests (as defined in the Omnibus Agreement) in the entities that own the Additional Optional Vessels at any time on or after the time at which such interests are treated as a Four-Year LNG carrier pursuant to the Omnibus Agreement, if the related Dynagas Holding Entities (as applicable), offer to sell such Optional Interests to us for the pro rata portion of the acquisition price relating to the corresponding LNG carrier owned by such entity plus any administrative costs in accordance with the procedures set forth in the Omnibus Agreement (and we do not fulfill our obligation to purchase such Optional Interests in accordance with the terms of the Omnibus Agreement);
- (3) operating or chartering an LNG carrier under a charter with a term of four or more years if such Dynagas Holding Entity (other than in the case of an Additional Optional Vessel) offers to sell such LNG carrier to us for fair market value (i) promptly after the time it becomes a Four-Year LNG carrier and (ii) at each renewal or extension of that charter if such renewal or extension is for a term of four or more years, in each case in accordance with the procedures set forth in the Omnibus Agreement;
- (4) acquiring and owning a controlling interest in one or more Four-Year LNG carriers as part of the acquisition of an interest in business or package of assets that owns, operates or charters such Four-Year LNG carriers; provided, however; if a majority of the value of the business or assets acquired is attributable to Four-Year LNG carriers, as determined in good faith by our Sponsor's board of directors, the Dynagas Holding Entity must offer to sell such Four-Year LNG carrier(s) to us for their fair market value plus any administrative costs in accordance with the procedures set forth in the Omnibus Agreement (for the avoidance of doubt, nothing herein shall prohibit the acquisition and owning of one or more Four-Year LNG carriers as part of the acquisition of a minority interest in a business or package of assets that owns, operates or charters Four-Year LNG carriers);
- (5) acquiring a non-controlling interest in any company, business or pool of assets;
- (6) acquiring, owning, operating or chartering any Four-Year LNG carrier if we do not fulfill our obligation to purchase such Four-Year LNG carrier in accordance with the terms of the Omnibus Agreement;

- (7) acquiring, owning, operating or chartering any Four-Year LNG carrier that is subject to the offers to us described in paragraphs (2), (3) and (4) above pending our determination whether to accept such offers and pending the closing of any offers we accept;
- (8) providing vessel management services relating to any LNG carrier;
- (9) acquiring and owning any Four-Year LNG carrier as part of a financing arrangement, including by way of a sale leaseback transaction, which is accounted for as a financial lease under United States generally accepted accounting principles; or
- (10) acquiring, owning, operating or chartering any Four-Year LNG carrier if we have previously advised our Sponsor that we consent to such acquisition, operation or charter.

If our Sponsor or any of its controlled affiliates acquires, owns, operates or contracts for Four-Year LNG carriers pursuant to any of the exceptions described above, it may not subsequently expand that portion of its business other than pursuant to those exceptions.

Under the Omnibus Agreement we are not be restricted from acquiring, operating or chartering Non-Four-Year LNG carriers.

Upon a change of control (as such term is set forth in the Omnibus Agreement) of us or our General Partner, the noncompetition provisions of the Omnibus Agreement will terminate immediately. Upon a change of control of our Sponsor (as such term is set forth in the Omnibus Agreement), the noncompetition provisions of the Omnibus Agreement applicable to our Sponsor will terminate immediately. In addition, on the date on which a majority of our directors ceases to consist of directors that were (1) appointed by our General Partner prior to our first annual meeting of unitholders and (2) recommended for election by a majority of our appointed directors, the noncompetition provisions applicable to our Sponsor shall terminate immediately.

Rights to Purchase Optional Vessels

The Omnibus Agreement provides us with the right, subject to certain conditions, to purchase the Initial Optional Vessels and our Sponsor's ownership interest in the entities that respectively own the Additional Optional Vessels, from our Sponsor at a purchase price to be determined pursuant to the terms and conditions of the Omnibus Agreement. These purchase rights expire 24 months following the respective delivery of each Optional Vessel from the shipyard (or in the case of the *Clean Ocean* and the *Clean Planet*, until March 31, 2017, and in the case of our Sponsor's ownership interest in the entities that own the Additional Optional Vessels, within 24 months following the expiration, without acceptance, of our 30-day option to purchase such interests pursuant to the Omnibus Agreement, so long as such Additional Optional Vessels are employed under a long-term charter of four or more years upon their respective delivery dates). We may also mutually agree with our Sponsor, with the approval of our Conflicts Committee, to extend the purchase option exercise period. We are currently in discussions with our Sponsor to extend the exercise period of the *Clean Ocean* and the *Clean Planet* purchase options.

If we are unable to agree with our Sponsor on the purchase price of any of the Initial Optional Vessels or our Sponsor's ownership interest in the entities that respectively own the Additional Optional Vessels, as the case may be, the respective purchase price will be determined by an independent appraiser, such as an investment banking firm, broker or firm generally recognized in the shipping industry as qualified to perform the tasks for which such firm has been engaged, and we will have the right, but not the obligation, to purchase such assets at such price. The independent appraiser will be mutually appointed by our Sponsor and our conflicts committee. Please see "Risk Factors—Our Sponsor may be unable to service its debt requirements and comply with the provisions contained in the credit agreements secured by the Optional Vessels. If our Sponsor fails to perform its obligations under its loan agreements, our business and expected plans for growth may be materially affected."

Rights of First Offer on LNG carriers

Under the Omnibus Agreement, we and our subsidiaries have granted to our Sponsor the right of first offer on any proposed sale, transfer or other disposition of any LNG carrier owned by us. Under the Omnibus Agreement, our Sponsor has agreed (and will cause their subsidiaries to agree) to grant a similar right of first offer to us for any Four-Year LNG carriers they own (including our Sponsor's ownership interests in the Additional Optional Vessels). These rights of first offer will not apply to (a) with respect to the Sponsor, a sale, transfer or other disposition of assets between or among any of its subsidiaries (other than us) and with respect to us, a sale, transfer or other disposition of assets between or among any of our subsidiaries (other than the Sponsor, if applicable), or pursuant to the terms of any contract or other agreement with a contractual counterparty existing at the time of the closing of our IPO or (b) a merger with or into, or sale of substantially all of the assets to, an unaffiliated third-party.

Prior to engaging in any negotiation regarding any LNG carrier's disposition with respect to a Four-Year LNG carrier with a non-affiliated third-party, we or our Sponsor, as the case may be, will deliver a written notice to the other relevant party setting forth the material terms and conditions of the proposed transaction. During the 30-day period after the delivery of such notice, we and our Sponsor will negotiate in good faith to reach an agreement on the transaction. If we do not reach an agreement within such 30-day period, we or our Sponsor, as the case may be, will be able within the next 180 calendar days to sell, transfer, dispose or re-contract the LNG carrier to a third-party (or to agree in writing to undertake such transaction with a third-party) on terms generally no less favorable to us or our Sponsor as the case may be, than those offered pursuant to the written notice.

Upon a change of control of us or our General Partner, the right of first offer provisions of the Omnibus Agreement will terminate immediately.

Upon a change of control of our Sponsor, the right of first offer provisions applicable to our Sponsor under the Omnibus Agreement will terminate at the time of the change of control. On the date on which a majority of our directors ceases to consist of directors that were (1) appointed by our General Partner prior to our first annual meeting of unitholders and (2) recommended for election by a majority of our appointed directors, the provisions related to the rights of first offer granted to us by our Sponsor shall terminate immediately.

For purposes of the Omnibus Agreement a "change of control" means, with respect to any "applicable person", any of the following events: (a) any sale, lease, exchange or other transfer (in one transaction or a series of related transactions) of all or substantially all of the applicable person's assets to any other person, unless immediately following such sale, lease, exchange or other transfer such assets are owned, directly or indirectly, by the applicable person; (b) the consolidation or merger of the applicable person with or into another person pursuant to a transaction in which the outstanding voting securities of the applicable person are changed into or exchanged for cash, securities or other property, other than any such transaction where (i) the outstanding voting securities of the applicable person are changed into or exchanged for voting securities of the surviving person or its parent and (ii) the holders of the voting securities of the applicable person immediately prior to such transaction own, directly or indirectly, not less than a majority of the outstanding voting securities of the surviving person or its parent immediately after such transaction; and (c) a "person" or "group" (within the meaning of Sections 13(d) or 14(d)(2) of the Exchange Act), other than our Sponsor or its Affiliates with respect to the General Partner, being or becoming the "beneficial owner" (as defined in Rules 13d-3 and 13d-5 under the Exchange Act) of more than 50% of all of the then outstanding voting securities of the applicable person, except in a merger or consolidation which would not constitute a change of control under clause (b) above.

Indemnification

Under the Omnibus Agreement, our Sponsor indemnifies us for a period of five years from the closing of the IPO against certain environmental and toxic tort liabilities with respect to the assets contributed or sold to us to the extent arising prior to or at the time they were contributed or sold to us.

Liabilities resulting from a change in law after the closing of our IPO are excluded from the environmental indemnity. There is an aggregate cap of \$5 million on the amount of indemnity coverage provided by our Sponsor for environmental and toxic tort liabilities. No claim may be made unless the aggregate dollar amount of all claims exceeds \$500,000, in which case our Sponsor is liable for claims only to the extent such aggregate amount exceeds \$500,000.

Our Sponsor also indemnifies us for liabilities related to:

certain defects in title to our Sponsor's assets contributed or sold to us and any failure to obtain, prior to the time they were contributed or sold to us, certain consents and permits necessary to conduct, own and operate such assets, which liabilities arise within three years after the closing of our IPO (or, in the case of the Optional Vessels which we have rights to purchase, within three years after our purchase of them, if applicable); and

tax liabilities attributable to the operation of the assets contributed or sold to us prior to the time they were contributed or sold.

Amendments

The Omnibus Agreement may not be amended without the prior approval of the conflicts committee of our Board of Directors if the proposed amendment will, in the reasonable discretion of our Board of Directors, adversely affect holders of our common units.

Vessel Acquisitions

On December 21, 2015, pursuant to a share purchase agreement, we acquired 100% of the ownership interests in the entity that owns and operates the *Lena River*, which is currently operating under a time charter with Gazprom with an initial term of five years, for an aggregate purchase price of \$240.0 million. We purchased only the *Lena River* and the related time charter. All of the other assets and liabilities relating to the Sponsor entity that owns the *Lena River* remained with our Sponsor and did not form part of the purchase price. We funded the acquisition of the *Lena River* using the net proceeds we received from our offering of Series A Preferred Units, borrowings under our \$200 Million Term Loan Facility, and cash on hand. At the closing date of the transaction, the Sponsor provided us a \$35.0 million interest free credit financing in respect of unsettled amounts in connection with the acquisition that were repaid early in 2016.

Vessel Management

Our Manager provides us with commercial and technical management services for our Fleet and certain corporate governance and administrative and support services, pursuant to identical agreements with our wholly-owned vessel owning subsidiaries, or the Management Agreements. Our Manager is wholly-owned by Mr. Georgios Prokopiou, our Chairman of the Board, and has been providing these services for the vessels in our Fleet for over eleven years. In addition, our Manager performs the commercial and technical management of each of the Optional Vessels, which also includes the supervision of the construction of these vessels. Through our Manager, we have had a long lasting presence in the LNG shipping industry, and during that time we believe our Manager has established a track record for efficient, safe and reliable operation of LNG carriers.

We currently pay our Manager a technical management fee of \$2, 814 per day for each vessel, prorated for the calendar days we own each vessel, for providing the relevant vessel owning subsidiaries with services, including engaging and providing qualified crews, maintaining the vessel, arranging supply of stores and equipment, arranging and supervising periodic dry-docking, cleaning and painting and ensuring compliance with applicable regulations, including licensing and certification requirements.

In addition, we pay our Manager a commercial management fee equal to 1.25% of the gross charter hire, ballast bonus which is the amount paid to the ship owner as compensation for all or a part of the cost of positioning the vessel to the port where the vessel will be delivered to the charterer, or other income earned during the course of the employment of our vessels, during the term of the management agreements, for providing the relevant vessel-owning subsidiary with services, including chartering, managing freight payment, monitoring voyage performance, and carrying out other necessary communications with the shippers, charterers and others. In addition to such fees, we pay for any capital expenditures, financial costs, operating expenses and any general and administrative expenses, including payments to third-parties, in accordance with the Management Agreements.

We incurred an aggregate expense of approximately \$8.2 million to our Manager in connection with the management of our Fleet under the Management Agreements for the year ended December 31, 2016. We incurred an aggregate expense of approximately \$6.7 million to our Manager in connection with the management of our Fleet under the Management Agreements for the year ended December 31, 2015.

The term of the Management Agreements with our Manager will expire on December 31, 2020, and will renew automatically for successive eight-year terms thereafter unless earlier terminated. The technical management fee of \$2,500 per day for each vessel was fixed until December 31, 2013 and thereafter increases annually by 3%, subject to further annual increases to reflect material unforeseen costs of providing the management services, by an amount to be agreed between us and our Manager, which amount will be reviewed and approved by our conflicts committee.

Under the terms of the Management Agreements, we may terminate the Management Agreements upon written notice if our Manager fails to fulfill its obligations to us under the Management Agreements. The Management Agreements terminate automatically following a change of control in us. If the Management Agreements are terminated as a result of a change of control in us, then we will have to pay our Manager a termination penalty. For this purpose a change of control means (i) the acquisition of fifty percent or more by any individual, entity or group of the beneficial ownership or voting power of the outstanding shares of us or our vessel owning subsidiaries, (ii) the consummation of a reorganization, merger or consolidation of us and/or our vessel owning subsidiaries or the sale or other disposition of all or substantially all of our assets or those of our vessel owning subsidiaries and (iii) the approval of a complete liquidation or dissolution of us and/or our vessel owning subsidiaries. Additionally, the Management Agreements may be terminated by our Manager with immediate effect if, among other things, (i) we fail to meet our obligations and/or make due payments within ten business days from receipt of invoices, (ii) upon a sale or total loss of a vessel (with respect to that vessel), or (iii) if we file for bankruptcy.

Pursuant to the terms of the Management Agreements, liability of our Manager to us is limited to instances of negligence, gross negligence or willful default on the part of our Manager. Further, we are required to indemnify our Manager for liabilities incurred by our Manager in performance of the Management Agreements, except in instances of negligence, gross negligence or willful default on the part of our Manager.

Additional LNG carriers that we acquire in the future may be managed by our Manager or other unaffiliated management companies.

Administrative Services Agreement

Under the terms and conditions of our Administrative Services Agreement, we pay our Manager a monthly fee of \$10,000, plus all costs and expenses, in exchange for the provision of certain financial, accounting, reporting, secretarial and information technology services. The agreement is considered to be in effect until terminated (a) by the Board of Directors upon 120 days' written notice for any reason in its sole discretion, or (b) by Dynagas upon 120 days' written notice if: (i) there is a change of control of the Partnership or General Partner; (ii) a receiver is appointed for all or substantially all of the property of the Partnership; (iii) an order is made to wind up the Partnership; (iv) a final judgment, order or decree that materially and adversely affects the ability of the Partnership to perform under this Agreement shall have been obtained or entered against the Partnership, and such judgment, order or decree shall not have been vacated, discharged or stayed; or (v) the Partnership makes a general assignment for the benefit of its creditors, files a petition in bankruptcy or for liquidation, is adjudged insolvent or bankrupt, commences any proceeding for a reorganization or arrangement of debts, dissolution or liquidation under any law or statute or of any jurisdiction applicable thereto or if any such proceeding shall be commenced.

During the year ended December 31, 2016, we incurred expenses of approximately \$0.1 million relating to the administrative services under the Administrative Services Agreement.

Executive Services Agreement

On March 21, 2014, we entered into an executive services agreement with our Manager with retroactive effect from the IPO closing date, pursuant to which our Manager provides to us the services of our executive officers, who report directly to our Board of Directors. Under the agreement, our Manager is entitled to an executive services fee of €538,000 per annum, for the initial five year term, payable in equal monthly installments and automatically renews for successive five year terms unless terminated earlier.

\$30 Million Revolving Credit Facility

In connection with the closing of the IPO, our Sponsor provided us with a \$30.0 million revolving credit to be used for general partnership purposes, including working capital. This revolving credit facility is interest free and has a term of five years. The loan may be drawn and prepaid in whole or in part at any time during its term. As of December 31, 2016, no amounts were outstanding under the facility.

CONFLICTS OF INTEREST AND FIDUCIARY DUTIES

Conflicts of interest exist and may arise in the future as a result of the relationships between our General Partner and its affiliates, including Dynagas Holding Ltd., on the one hand, and us and our unaffiliated limited partners, on the other hand. Our General Partner has a fiduciary duty to make any decisions relating to our management in a manner beneficial to us and our unitholders. Similarly, our Board of Directors has fiduciary duties to manage us in a manner beneficial to us, our General Partner and our limited partners. Certain of our officers and directors are also officers of our Sponsor or its affiliates and have fiduciary duties to our Sponsor or its affiliates that may cause them to pursue business strategies that disproportionately benefit our Sponsor or its affiliates or which otherwise are not in the best interests of us or our unitholders. As a result of these relationships, conflicts of interest may arise between us and our unaffiliated limited partners on the one hand, and our Sponsor and its affiliates, including our General Partner, on the other hand. The resolution of these conflicts may not be in the best interest of us or our unitholders.

Our partnership affairs are governed by our Partnership Agreement and the Partnership Act. The provisions of the Partnership Act resemble provisions of the limited partnership laws of a number of states in the United States, most notably Delaware. We are not aware of any material difference in unitholder rights between the Partnership Act and the Delaware Revised Uniform Limited Partnership Act. The Partnership Act also provides that it is to be applied and construed to make it uniform with the Delaware Revised Uniform Limited Partnership Act and, so long as it does not conflict with the Partnership Act or decisions of the Marshall Islands courts, interpreted according to the non-statutory law or "case law" of the courts of the State of Delaware. There have been, however, few, if any, court cases in the Marshall Islands interpreting the Partnership Act, in contrast to Delaware, which has a fairly well-developed body of case law interpreting its limited partnership statute. Accordingly, we cannot predict whether Marshall Islands courts would reach the same conclusions as courts in Delaware. For example, the rights of our unitholders and fiduciary responsibilities of our General Partner and its affiliates under Marshall Islands law are not as clearly established as under judicial precedent in existence in Delaware. Due to the less-developed nature of Marshall Islands law, our public unitholders may have more difficulty in protecting their interests or seeking remedies in the face of actions by our General Partner, its affiliates or our controlling unitholders than would unitholders of a limited partnership organized in the United States.

Our Partnership Agreement contains provisions that modify and limit the fiduciary duties of our General Partner and our directors to the unitholders under Marshall Islands law. Our Partnership Agreement also restricts the remedies available to unitholders for actions taken by our General Partner or our directors that, without those limitations, might constitute breaches of fiduciary duty.

Neither our General Partner nor our Board of Directors will be in breach of their obligations under the Partnership Agreement or their duties to us or the unitholders if the resolution of the conflict is:

approved by our conflicts committee, although neither our General Partner nor our Board of Directors are obligated to seek such approval;

approved by the vote of a majority of the outstanding common units, excluding any common units owned by our General Partner or any of its affiliates, although neither our General Partner nor our Board of Directors is obligated to seek such approval;

on terms no less favorable to us than those generally being provided to or available from unrelated third-parties, but neither our General Partner nor our Board of Directors is required to obtain confirmation to such effect from an independent third-party; or

fair and reasonable to us, taking into account the totality of the relationships between the parties involved, including other transactions that may be particularly favorable or advantageous to us.

Our General Partner or our Board of Directors may, but are not required to, seek the approval of such resolution from the conflicts committee of our Board of Directors or from the common unitholders. If neither our General Partner nor our Board of Directors seeks approval from the conflicts committee, and our Board of Directors determines that the resolution or course of action taken with respect to the conflict of interest satisfies either of the standards set forth in the third and fourth bullet points above, then it will be presumed that, in making its decision, our Board of Directors, including the board members affected by the conflict, acted in good faith, and in any proceeding brought by or on behalf of any limited partner or the partnership, the person bringing or prosecuting such proceeding will have the burden of overcoming such presumption. When our Partnership Agreement requires someone to act in good faith, it requires that person to reasonably believe that he is acting in the best interests of the partnership, unless the context otherwise requires. See "Item 6. Directors, Senior Management and Employees—C. Board Practices." for information about the composition and formation of the conflicts committee of our Board of Directors.

Conflicts of interest could arise in the situations described under the heading "Item 3. Key Information—D. Risk Factors —Risks Relating to Conflicts of Interest," among others.

Fiduciary Duties

Our General Partner and its affiliates are accountable to us and our unitholders as fiduciaries. Fiduciary duties owed to unitholders by our General Partner and its affiliates are prescribed by law and the Partnership Agreement. The Partnership Act provides that Marshall Islands partnerships may, in their partnership agreements, restrict or expand the fiduciary duties owed by our General Partner and its affiliates to the limited partners and the Partnership. Our directors are subject to the same fiduciary duties as our General Partner, as restricted or expanded by the Partnership Agreement.

Our Partnership Agreement contains various provisions restricting the fiduciary duties that might otherwise be owed by our General Partner or by our directors. We have adopted these provisions to allow our General Partner and our directors to take into account the interests of other parties in addition to our interests when resolving conflicts of interest. We believe this is appropriate and necessary because our officers and directors have fiduciary duties to our Sponsor, as well as to our unitholders. These modifications disadvantage the common unitholders because they restrict the rights and remedies that would otherwise be available to unitholders for actions that, without those limitations, might constitute breaches of fiduciary duty, as described below. The following is a summary of:

the fiduciary duties imposed on our General Partner and our directors by the Partnership Act;

material modifications of these duties contained in our Partnership Agreement; and

certain rights and remedies of unitholders contained in the Partnership Act.

Marshall Islands law fiduciary duty standards

Fiduciary duties are generally considered to include an obligation to act in good faith and with due care and loyalty. The duty of care, in the absence of a provision in a Partnership Agreement providing otherwise, would generally require a General Partner and the directors of a Marshall Islands limited partnership to act for the partnership in the same manner as a prudent person would act on his own behalf. The duty of loyalty, in the absence of a provision in a Partnership Agreement providing otherwise, would generally prohibit a General Partner or the directors of a Marshall Islands limited partnership from taking any action or engaging in any transaction where a conflict of interest is present.

Partnership Agreement modified standards

Our Partnership Agreement contains provisions that waive or consent to conduct by our General Partner and its affiliates and our directors that might otherwise raise issues as to compliance with fiduciary duties under the laws of the Marshall Islands. For example, our Partnership Agreement provides that when our General Partner is acting in its capacity as our General Partner, as opposed to in its individual capacity, it must act in "good faith" and will not be subject to any other standard under the laws of the Marshall Islands. In addition, when our General Partner is acting in its individual capacity, as opposed to in its capacity as our General Partner, it may act without any fiduciary obligation to us or the unitholders whatsoever. These standards reduce the obligations to which our General Partner and our Board of Directors would otherwise be held. Our Partnership Agreement generally provides that affiliated transactions and resolutions of conflicts of interest not involving a vote of unitholders and that are not approved by our conflicts committee of our Board of Directors must be:

on terms no less favorable to us than those generally being provided to or available from unrelated third-parties; or

In addition to the other more specific provisions limiting the obligations of our General Partner and our directors, our Partnership Agreement further provides that our General Partner and our officers and directors, will not be liable for monetary damages to us or our limited partners for errors of judgment or for any acts or omissions unless there has been a final and non-appealable judgment by a court of competent jurisdiction determining that our General Partner or our officers or directors engaged in actual fraud or willful misconduct.

Rights and remedies of unitholders

The provisions of the Partnership Act resemble the provisions of the limited partnership act of Delaware. For example, like Delaware, the Partnership Act favors the principles of freedom of contract and enforceability of Partnership Agreements and allows the Partnership Agreement to contain terms governing the rights of the unitholders. The rights of our unitholders, including voting and approval rights and our ability to issue additional units, are governed by the terms of our Partnership Agreement.

As to remedies of unitholders, the Partnership Act permits a limited partner to institute legal action on behalf of the partnership to recover damages from a third-party where a General Partner or a Board of Directors has refused to institute the action or where an effort to cause a General Partner or a Board of Directors to do so is not likely to succeed. These actions include actions against a General Partner for breach of its fiduciary duties or of the Partnership Agreement.

In becoming one of our limited partners, a common unitholder effectively agrees to be bound by the provisions in the Partnership Agreement, including the provisions discussed above. The failure of a limited partner or transferee to sign a Partnership Agreement does not render the Partnership Agreement unenforceable against that person.

Under the Partnership Agreement, we must indemnify our General Partner and our directors and officers to the fullest extent permitted by law, against liabilities, costs and expenses incurred by our General Partner or these other persons. We must provide this indemnification unless there has been a final and non-appealable judgment by a court of competent jurisdiction determining that these persons engaged in actual fraud or willful misconduct. We also must provide this indemnification for criminal proceedings when our General Partner or these other persons acted with no reasonable cause to believe that their conduct was unlawful. Thus, our General Partner and our directors and officers could be indemnified for their negligent acts if they met the requirements set forth above. To the extent that these provisions purport to include indemnification for liabilities arising under the Securities Act of 1933, as amended, or the Securities Act, in the opinion of the Securities and Exchange Commission, such indemnification is contrary to public policy and therefore unenforceable.

C. INTERESTS OF EXPERTS AND COUNSEL

Not applicable.

ITEM 8. FINANCIAL INFORMATION

A. CONSOLIDATED STATEMENTS AND OTHER FINANCIAL INFORMATION

Please see "Item 18. Financial Statements" below for additional information required to be disclosed under this item.

Legal Proceedings

From time to time we may be subject to legal proceedings and claims in the ordinary course of our business, principally personal injury and property casualty claims. These claims, even if lacking merit, could result in the expenditure of significant financial and managerial resources. We are not aware of any legal proceedings or claims that we believe will have, individually or in the aggregate, a material adverse effect on us.

Our Cash Distribution Policy

Rationale for Our Cash Distribution Policy

Our cash distribution policy reflects a judgment that our unitholders will be better served by our distributing our available cash rather than retaining it because, in general, we plan to finance any expansion capital expenditures from external financing sources. Our cash distribution policy is consistent with the terms of our Partnership Agreement, which requires that we distribute all of our available cash quarterly. Available cash is generally defined to mean, for each quarter cash generated from our business less the amount of cash reserves established by our Board of Directors at the date of determination of available cash for the quarter to provide for the proper conduct of our business (including reserves for our future capital expenditures and anticipated future credit needs subsequent to that quarter), comply with applicable law, any of our debt instruments or other agreements; and provide funds for distributions to our unitholders and to our General Partner for any one or more of the next four quarters, plus, if our Board of Directors so determines, all or any portion of the cash on hand on the date of determination of available cash for the quarter resulting from working capital borrowings made subsequent to the end of such quarter.

Limitations on Cash Distributions and Our Ability to Change Our Cash Distribution Policy

There is no guarantee that unitholders will receive quarterly distributions from us. Our cash distribution policy is subject to certain restrictions and may be changed at any time. Set forth below are certain factors that influence our cash distribution policy:

Our unitholders have no contractual or other legal right to receive distributions other than the obligation under our Partnership Agreement to distribute available cash on a quarterly basis, which is subject to the broad discretion of our Board of Directors to establish reserves and other limitations.

We are and will be subject to restrictions on distributions under our existing financing arrangements as well as under any new financing arrangements that we may enter into in the future. Our financing arrangements contain financial and other covenants that must be satisfied prior to paying distributions in order to declare and pay such distributions. If we are unable to satisfy the requirements contained in any of our financing arrangements or are otherwise in default under any of those agreements, it could have a material adverse effect on our financial condition and our ability to make cash distributions to our unitholders notwithstanding our cash distribution policy.

We are required to make substantial capital expenditures to maintain and replace our Fleet. These expenditures may fluctuate significantly over time, particularly as our vessels near the end of their useful lives. In order to minimize these fluctuations, our Partnership Agreement requires us to deduct estimated, as opposed to actual, maintenance and replacement capital expenditures from the amount of cash that we would otherwise have available for distribution to our unitholders. In years when estimated maintenance and replacement capital expenditures are higher than actual maintenance and replacement capital expenditures, the amount of cash available for distribution to unitholders will be lower than if actual maintenance and replacement capital expenditures were deducted.

Although our Partnership Agreement requires us to distribute all of our available cash, our Partnership Agreement, including provisions contained therein requiring us to make cash distributions may be amended, following the expiration of the subordination period, with the approval of a majority of the outstanding common units. Upon the expiration of the subordination period and the conversion of the subordinated units, our Sponsor owns 15,595,000 of our common units, representing approximately 43.9% of the outstanding common units.

Even if our cash distribution policy is not modified or revoked, the amount of distributions we pay under our cash distribution policy and the decision to make any distribution is determined by our Board of Directors, taking into consideration the terms of our Partnership Agreement.

Under Section 57 of the Marshall Islands Act, we may not make a distribution to our unitholders if the distribution would cause our liabilities to exceed the fair value of our assets.

We may lack sufficient cash to pay distributions to our unitholders due to decreases in total operating revenues, decreases in hire rates, the loss of a vessel or increases in operating or general and administrative expenses, principal and interest payments on outstanding debt, taxes, working capital requirements, maintenance and replacement capital expenditures or anticipated cash needs. See "Item 3. Key Information—D. Risk Factors" for a discussion of these factors.

Our ability to make distributions to our unitholders depends on the performance of our subsidiaries and their ability to distribute cash to us. The ability of our subsidiaries to make distributions to us may be restricted by, among other things, the provisions of existing and future indebtedness, applicable limited partnership and limited liability company laws in the Marshall Islands and other laws and regulations.

Distributions on our Units

Series A Preferred Unit Distributions

Series A Preferred Unitholders are entitled under our Partnership Agreement to receive cumulative cash distributions when, as and if declared by our Board of Directors, out of legally available funds for such purpose. Distributions on Series A Preferred Units are cumulative and accrue at the distribution rate of 9.0%.

Minimum Quarterly Distribution

Common unitholders are entitled under our Partnership Agreement to receive a minimum quarterly distribution of \$0.365 per unit, or \$1.46 per unit per year, prior to any distribution on the subordinated units (during the now expired subordination period) after distributions are made on the Series A Preferred Units but, to the extent we have sufficient cash on hand to pay the distribution, after establishment of cash reserves and payment of fees and expenses.

There is no guarantee that we will pay the minimum quarterly distribution to common unitholders, the general partner or to holders of the incentive distribution rights in any quarter. Even if our cash distribution policy is not modified or revoked, the amount of distributions paid under our policy and the decision to make any distribution is determined by our Board of Directors, taking into consideration the terms of our Partnership Agreement. We will be prohibited from making any distributions to unitholders if it would cause an event of default, or an event of default is then existing, under our financing arrangements. Please read "Item 5—Operating and Financial Review and Prospects—Liquidity and Capital Resources" for a discussion of the restrictions contained in our debt agreements and lease arrangements that may restrict our ability to make distributions.

For information on our distributions for the year ended December 31, 2016, please see "Item 5. Operating and Financial Review and Prospects—B. Liquidity and Capital Resources."

Subordination Period

General

Prior to the expiration of the subordination period, the common units had the right to receive distributions of available cash from operating surplus in an amount equal to the minimum quarterly distribution of \$0.365 per unit, plus any arrearages in the payment of the minimum quarterly distribution on the common units from prior quarters, before any distributions of available cash from operating surplus may be made on the subordinated units. Distribution arrearages did not accrue on the subordinated units. The purpose of the subordinated units was to increase the likelihood that during the subordination period there would be available cash from operating surplus to be distributed on the common units.

On January 23, 2017, upon our payment to unitholders of the quarterly distribution in respect of the fourth quarter of 2016, the conditions set forth in the Partnership Agreement for the conversion of the subordinated units were satisfied and the subordination period expired. At the expiration of the subordination period, the 14,985,000 subordinated units owned by the Sponsor converted into common units on a one-for-one basis.

Incentive Distribution Rights

Incentive distribution rights represent the right to receive an increasing percentage of quarterly distributions of available cash from operating surplus after the minimum quarterly distribution and the target distribution levels have been achieved. Our General Partner currently holds the incentive distribution rights. The incentive distribution rights may be transferred separately from our general partner interest, subject to restrictions in the Partnership Agreement. Except for transfers of incentive distribution rights to an affiliate or another entity as part of our general partner's merger or consolidation with or into, or sale of substantially all of its assets to such entity, the approval of a majority of our common units (excluding common units held by our general partner and its affiliates), voting separately as a class, generally is required for a transfer of the incentive distribution rights to a third-party prior to December 31, 2016. Any transfer by our general partner of the incentive distribution rights would not change the percentage allocations of quarterly distributions with respect to such rights.

The following table illustrates the percentage allocations of the additional available cash from operating surplus among the unitholders, our General Partner and the holders of the incentive distribution rights up to the various target distribution levels. The amounts set forth under "Marginal Percentage Interest in Distributions" are the percentage interests of the unitholders, our General Partner and the holders of the incentive distribution rights in any available cash from operating surplus we distribute up to and including the corresponding amount in the column "Total Quarterly Distribution Target Amount," until available cash from operating surplus we distribute reaches the next target distribution level, if any. The percentage interests shown for the unitholders, our General Partner and the holders of the incentive distribution rights for the minimum quarterly distribution are also applicable to quarterly distribution amounts that are less than the minimum quarterly distribution. The percentage interests shown for our General Partner include its 0.1% General Partner interest only and assume that our General Partner has contributed any capital necessary to maintain its 0.1% General Partner interest.

	Marginal Percentage Interest in Distributions			
	Total Quarterly Distribution Target Amount	Unitholders	General Partner	Holders of IDRs
Minimum Quarterly Distribution	\$ 0.365	99.9%	0.1%	0.0%
First Target Distribution	up to \$0.420	99.9%	0.1%	0.0%
Second Target Distribution	above \$0.420 up to \$0.456	85.0%	0.1%	14.9%
Third Target Distribution	Above \$0.456 up to \$0.548	75.0%	0.1%	24.9%
Thereafter	above \$0.548	50.0%	0.1%	49.9%

B. SIGNIFICANT CHANGES

Not applicable.

ITEM 9. THE OFFER AND LISTING.

A. OFFER AND LISTING DETAILS

Our common units started trading on NASDAQ under the symbol "DLNG" on November 13, 2013. On December 30, 2014, we voluntarily transferred the listing of our common units to the NYSE. Our common units continue to trade under the ticker symbol "DLNG." The following table sets forth the high and low prices for the common units since the date of listing for the periods indicated.

For the Year Ended	High (US\$)	Low (US\$)
December 31, 2013*	23.79	16.75
December 31, 2014	25.50	13.66
December 31, 2015	20.95	7.80
December 31, 2016	16.25	6.70

* For the period beginning November 13, 2013

For the Quarter Ended:	High (US\$)	Low (US\$)
March 31, 2015	20.95	14.50
June 30, 2015	20.83	14.59
September 30, 2015	16.99	11.03
December 31, 2015	15.00	7.80
March 31, 2016	11.59	6.70
June 30, 2016	15.72	10.81
September 30, 2016	16.20	13.22
December 31, 2016	16.25	12.76

Most Recent Six Months:	High (US\$)	Low (US\$)
September 2016	16.20	14.51
October 2016	16.25	13.91
November 2016	15.65	12.76
December 2016	16.20	14.75
January 2017	17.60	15.92
February 2017	17.11	16.08
March 2017(through and including March 16, 2017)	17.36	16.80

Our Series A Preferred Units has been trading on the NYSE under the symbol "DLNG PR A" since July 14, 2015. The following table shows the high and low prices for our Series A Preferred Units:

For the Year Ended	High (US\$)	Low (US\$)
December 31, 2015*	25.60	14.25
December 31, 2016	25.91	14.25
* For the period beginning July 14, 2015		

For the Quarter Ended:	High (US\$)	Low (US\$)
September 30, 2015*	25.60	16.95
December 31, 2015	19.99	15.01
March 31, 2016	21.35	14.25
June 30, 2016	23.48	20.46
September 30, 2016	25.41	22.66
December 31, 2016	25.91	24.51
* For the period beginning July 14, 2015		

Most Recent Six Months:	High (US\$)	Low (US\$)
September 2016	25.40	24.78
October 2016	25.91	25.02
November 2016	25.82	24.51
December 2016	25.65	24.90
January 2017	25.99	25.11
February 2017	25.97	25.41
March 2017(through and including March 16, 2017)	25.85	25.73

In addition, our 2019 Notes started trading on the NYSE on December 30, 2014 under the ticker symbol "DLNG 19."

ITEM 10. ADDITIONAL INFORMATION

A. SHARE CAPITAL

Not applicable.

B. MEMORANDUM AND ARTICLES OF ASSOCIATION

The information required to be disclosed under Item 10.B. is incorporated by reference to our Registration Statement on Form 8-A filed with the SEC on November 8, 2013 and our Registration Statement on Form 8-A filed with the SEC on July 23, 2015, however, as of December 31, 2016, our total issued and outstanding common units had increased to 20,505,000. As of the date of this Annual Report, we have a total of 35,490,000 common units issued and outstanding and no subordinated units issued or outstanding.

C. MATERIAL CONTRACTS

Attached as exhibits to this Annual Report are the contracts we consider to be both material and not entered into in the ordinary course of business. Descriptions are included within Item 5.B. with respect to our credit facilities, and Item 7.B. with respect to our related party transactions. Other than these contracts, we have no other material contracts, other than contracts entered into in the ordinary course of business, to which we are a party.

D. EXCHANGE CONTROLS

We are not aware of any governmental laws, decrees or regulations, including foreign exchange controls, in the Republic of The Marshall Islands that restrict the export or import of capital, or that affect the remittance of dividends or distributions, interest or other payments to non-resident holders of our securities.

We are not aware of any limitations on the right of non-resident or foreign owners to hold or vote our securities imposed by the laws of the Republic of The Marshall Islands or our Partnership Agreement.

E. TAXATION

UNITED STATES TAX CONSIDERATIONS

The following discussion is a summary of the material United States federal income tax considerations relevant to us and to a U.S. Holder and Non-U.S. Holder (each defined below) of our common units. This discussion is based on advice received by us from Seward & Kissel LLP, our United States counsel. This discussion does not purport to deal with the tax consequences of owning common units to all categories of investors, some of which (such as dealers in securities or currencies, investors whose functional currency is not the United States dollar, financial institutions, regulated investment companies, real estate investment trusts, tax-exempt organizations, insurance companies, persons holding our common units as part of a hedging, integrated, conversion or constructive sale transaction or a straddle, persons liable for alternative minimum tax and persons who are investors in pass-through entities) may be subject to special rules. This discussion only applies to unitholders who (i) own our common units as a capital asset and (ii) own less than 10% of our common units. Unitholders are encouraged to consult their own tax advisors with respect to the specific tax consequences to them of purchasing, holding or disposing of common units.

This discussion is based upon provisions of the Code, Treasury Regulations, and current administrative rulings and court decisions, all as in effect or existence on the date of this Annual Report and all of which are subject to change, possibly with retroactive effect. Changes in these authorities may cause the tax consequences of unit ownership to vary substantially from the consequences described below. Unless the context otherwise requires, references in this section to "we," "our" or "us" are references to Dynagas LNG Partners LP.

Election to be Treated as a Corporation

We have elected to be treated as a corporation for United States federal income tax purposes. As a result, we will be subject to United States federal income tax to the extent we earn income from United States sources or income that is treated as effectively connected with the conduct of a trade or business in the United States unless such income is exempt from tax under an applicable tax treaty or Section 883 of the Code. In addition, among other things, United States Holders (as defined below) will not directly be subject to United States federal income tax on our income, but rather will be subject to United States federal income tax on distributions received from us and on dispositions of units as described below.

United States Federal Income Taxation of Our Partnership

Taxation of Operating Income: In General

Unless exempt from United States federal income taxation under the rules discussed below, a foreign corporation is subject to United States federal income taxation in respect of any income that is derived from the use of vessels, from the hiring or leasing of vessels for use on a time, voyage or bareboat charter basis, from the participation in a pool, partnership, strategic alliance, joint venture, code sharing arrangements or other joint venture it directly or indirectly owns or participates in that generates such income, or from the performance of services directly related to those uses, which we refer to as "shipping income," to the extent that the shipping income is derived from sources within the United States. For these purposes, 50% of shipping income that is attributable to transportation that begins or ends, but that does not both begin and end, in the United States constitutes income from sources within the United States, which we refer to as "U.S.-source shipping income."

Shipping income attributable to transportation that both begins and ends in the United States is considered to be 100% from sources within the United States. We are not permitted by law to engage in transportation that produces income which is considered to be 100% from sources within the United States.

Shipping income attributable to transportation exclusively between non-United States ports will be considered to be 100% derived from sources outside the United States. Shipping income derived from sources outside the United States will not be subject to any United States federal income tax.

In the absence of exemption from tax under Section 883, our gross U.S.-source shipping income would be subject to a 4% tax imposed without allowance for deductions as described below.

Exemption of Operating Income from United States Federal Income Taxation

Under Section 883 of the Code, we will be exempt from United States federal income taxation on our U.S.-source shipping income if:

we are organized in a foreign country (our "country of organization") that grants an "equivalent exemption" to corporations organized in the United States; and

either

- more than 50% of the value of our units is owned, directly or indirectly, by individuals who are "residents" of our country of organization or of another foreign country that grants an "equivalent exemption" to corporations organized in the United States, which we refer to as the "50% Ownership Test," or
- our units are "primarily and regularly traded on an established securities market" in our country of organization, in another country that grants an "equivalent exemption" to United States corporations, or in the United States, which we refer to as the "Publicly-Traded Test."

The Marshall Islands and Malta, the jurisdictions where we and our ship-owning subsidiaries are incorporated, grant an "equivalent exemption" to United States corporations. Therefore, we will be exempt from United States federal income taxation with respect to our U.S.-source shipping income if we satisfy either the 50% Ownership Test or the Publicly-Traded Test. It may be difficult for us to satisfy the 50% Ownership Test due to the widely-held ownership of our stock. Our ability to satisfy the Publicly-Traded Test is discussed below.

The regulations provide, in pertinent part, that stock of a foreign corporation will be considered to be "primarily traded" on an established securities market if the number of shares of each class of stock that are traded during any taxable year on all established securities markets in that country exceeds the number of shares in each such class that are traded during that year on established securities markets in any other single country. For the taxable year ended December 31, 2016, our common units were "primarily traded" on the NYSE.

Under the regulations, our units will be considered to be "regularly traded" on an established securities market if one or more classes of our units representing more than 50% or more of our outstanding units, by total combined voting power of all classes of units entitled to vote and total value, is listed on the market which we refer to as the listing threshold. Since our common units, which represent more than 50% of our outstanding units, were listed on the NYSE during 2016, we currently satisfy the listing requirement.

It is further required that with respect to each class of stock relied upon to meet the listing threshold (i) such class of the stock is traded on the market, other than in minimal quantities, on at least 60 days during the taxable year or 1/6 of the days in a short taxable year; and (ii) the aggregate number of shares of such class of stock traded on such market is at least 10% of the average number of shares of such class of stock outstanding during such year or as appropriately adjusted in the case of a short taxable year. We believe we satisfied the trading frequency and trading volume tests for the taxable year ended December 31, 2016. Even if this were not the case, the regulations provide that the trading frequency and trading volume tests will be deemed satisfied by a class of stock if, as we expect to be the case with our common units, such class of stock is traded on an established market in the United States and such class of stock is regularly quoted by dealers making a market in such stock.

Notwithstanding the foregoing, the regulations provide, in pertinent part, our common units will not be considered to be "regularly traded" on an established securities market for any taxable year in which 50% or more of our outstanding common units are owned, actually or constructively under specified attribution rules, on more than half the days during the taxable year by persons who each own 5% or more of the voting power and value of our common units, which we refer to as the "5 Percent Override Rule."

For purposes of being able to determine the persons who own 5% or more of our common units, or "5% Unitholders," the regulations permit us to rely on Schedule 13G and Schedule 13D filings with the SEC to identify persons who have a 5% or more beneficial interest in our common units. The regulations further provide that an investment company which is registered under the Investment Company Act of 1940, as amended, will not be treated as a 5% Unitholder for such purposes.

For more than half the days of our taxable year ended December 31, 2016, less than 50% of our common units were owned by 5% Unitholders. Therefore, we believe that we were not subject to the 5 Percent Override Rule for 2016. However, there is no assurance that we will continue to qualify for exemption under Section 883. For example, we could be subject to the 5 Percent Override Rule if our 5% Unitholders were to own 50% or more of the common units. It is noted that holders of our common units are limited to owning 4.9% of the voting power of such common units. Assuming that such limitation is treated as effective for purposes of determining voting power under Section 883, our 5% Unitholders could not own 50% or more of our common units. If contrary to these expectations, our 5% Unitholders were to own 50% or more of the common units, then we would be subject to the 5 Percent Override Rule unless it could establish that, among the common units owned by the 5% Unitholders, sufficient common units were owned by qualified unitholders to preclude non-qualified unitholders from owning 50 percent or more of our common units for more than half the number of days during the taxable year. These requirements are onerous and there is no assurance that we will be able to satisfy them.

Based on the foregoing, we believe that we satisfied the publicly traded test for our taxable year ended December 31, 2016.

Taxation In Absence of Exemption

To the extent the benefits of Section 883 are unavailable, our U.S.-source shipping income, to the extent not considered to be "effectively connected" with the conduct of a United States trade or business, as described below, would be subject to a 4% tax imposed by Section 887 of the Code on a gross basis, without the benefit of deductions. Since under the sourcing rules described above, no more than 50% of our shipping income would be treated as being derived from United States sources, the maximum effective rate of United States federal income tax on our shipping income would never exceed 2% under the 4% gross basis tax regime.

To the extent the benefits of the Section 883 exemption are unavailable and our U.S.-source shipping income is considered to be "effectively connected" with the conduct of a United States trade or business, as described below, any such "effectively connected" U.S.-source shipping income, net of applicable deductions, would be subject to the United States federal corporate income tax currently imposed at rates of up to 35%. In addition, we may be subject to the 30% branch profits tax on earnings effectively connected with the conduct of such trade or business, as determined after allowance for certain adjustments, and on certain interest paid or deemed paid attributable to the conduct of its United States trade or business.

Our U.S.-source shipping income would be considered "effectively connected" with the conduct of a U.S. trade or business only if:

we have, or are considered to have, a fixed place of business in the United States involved in the earning of shipping income; and

substantially all of our U.S.-source shipping income is attributable to regularly scheduled transportation, such as the operation of a vessel that follows a published schedule with repeated sailings at regular intervals between the same points for voyages that begin or end in the United States.

We do not intend to have, or permit circumstances that would result in having any vessel operating to the United States on a regularly scheduled basis. Based on the foregoing and on the expected mode of our shipping operations and other activities, we believe that none of our U.S.-source shipping income will be "effectively connected" with the conduct of a United States trade or business.

United States Taxation of Gain on Sale of Vessels

Regardless of whether we qualify for exemption under Section 883, we will not be subject to United States federal income taxation with respect to gain realized on a sale of a vessel, provided the sale is considered to occur outside of the United States under United States federal income tax principles. In general, a sale of a vessel will be considered to occur outside of the United States for this purpose if title to the vessel, and risk of loss with respect to the vessel, pass to the buyer outside of the United States. It is expected that any sale of a vessel by us will be considered to occur outside of the United States.

U.S. Federal Income Taxation of U.S. Holders

As used herein, the term "U.S. Holder" means a beneficial owner of our common units that owns (actually or constructively) less than 10% of our equity and that is:

an individual citizen or resident of the United States (as determined for United States federal income tax purposes),

a corporation (or other entity that is classified as a corporation for United States federal income tax purposes) organized under the laws of the United States or any of its political subdivisions),

an estate the income of which is subject to United States federal income taxation regardless of its source, or

a trust if (i) a court within the United States is able to exercise primary jurisdiction over the administration of the trust and one or more United States persons have the authority to control all substantial decisions of the trust or (ii) the trust has a valid election in effect to be treated as a United States person for United States federal income tax purposes.

Distributions

Subject to the discussion below of the rules applicable to PFICs, any distributions to a U.S. Holder made by us with respect to our common units generally will constitute dividends, which may be taxable as ordinary income or "qualified dividend income" as described in more detail below, to the extent of our current and accumulated earnings and profits, as determined under United States federal income tax principles. Distributions in excess of our earnings and profits will be treated first as a nontaxable return of capital to the extent of the U.S. Holder's tax basis in its common units and thereafter as capital gain. U.S. Holders that are corporations generally will not be entitled to claim a dividends received deduction with respect to distributions they receive from us because we are not a United States corporation. Dividends received with respect to our common units generally will be treated as "passive category income" for purposes of computing allowable foreign tax credits for United States federal income tax purposes.

Dividends received with respect to our common units by a U.S. Holder that is an individual, trust or estate (or a U.S. Individual Holder) generally will be treated as "qualified dividend income" which are taxable to such U.S. Individual Holder at preferential long-term capital gains tax rates provided that: (i) our common units are readily tradable on an established securities market in the United States (such as the NYSE on which our common units are traded); (ii) we are not a PFIC for the taxable year during which the dividend is paid or the immediately preceding taxable year (which we do not believe we are, have been or will be, as discussed below under "—PFIC Status and Significant Tax Consequences"); (iii) the U.S. Individual Holder has owned the common units for more than 60 days during the 121-day period beginning 60 days before the date on which the common units become ex-dividend (and has not entered into certain risk limiting transactions with respect to such common units); and (iv) the U.S. Individual Holder is not under an obligation to make related payments with respect to positions in substantially similar or related property. There is no assurance that any dividends paid on our common units will be eligible for these preferential rates in the hands of a U.S. Individual Holder, and any dividends paid on our common units that are not eligible for these preferential rates will be taxed as ordinary income to a U.S. Individual Holder.

Special rules may apply to any amounts received in respect of our common units that are treated as "extraordinary dividends." In general, an extraordinary dividend is a dividend with respect to a common unit that is equal to or in excess of 10% of a unitholder's adjusted tax basis (or fair market value upon the unitholder's election) in such common unit. In addition, extraordinary dividends include dividends received within a one year period that, in the aggregate, equal or exceed 20% of a unitholder's adjusted tax basis (or fair market value). If we pay an "extraordinary dividend" on our common units that is treated as "qualified dividend income," then any loss recognized by a U.S. Individual Holder from the sale or exchange of such common units will be treated as long-term capital loss to the extent of the amount of such dividend.

Sale, Exchange or Other Disposition of Common Units

Subject to the discussion of PFIC status below, a U.S. Holder generally will recognize capital gain or loss upon a sale, exchange or other disposition of our units in an amount equal to the difference between the amount realized by the U.S. Holder from such sale, exchange or other disposition and the U.S. Holder's adjusted tax basis in such units. The U.S. Holder's initial tax basis in its units generally will be the U.S. Holder's purchase price for the units and that tax basis will be reduced (but not below zero) by the amount of any distributions on the units that are treated as non-taxable returns of capital (as discussed above under "Distributions" and "Ratio of Dividend Income to Distributions"). Such gain or loss will be treated as long-term capital gain or loss if the U.S. Holder's holding period is greater than one year at the time of the sale, exchange or other disposition. Certain U.S. Holders (including individuals) may be eligible for preferential rates of United States federal income tax in respect of long-term capital gains. A U.S. Holder's ability to deduct capital losses is subject to limitations. Such capital gain or loss generally will be treated as United States source income or loss, as applicable, for United States foreign tax credit purposes.

PFIC Status and Significant Tax Consequences

Adverse United States federal income tax rules apply to a U.S. Holder that owns an equity interest in a non-United States corporation that is classified as a PFIC for U.S. federal income tax purposes. In general, we will be treated as a PFIC with respect to a U.S. Holder if, for any taxable year in which the holder held our units, either:

at least 75% of our gross income (including the gross income of our vessel-owning subsidiaries) for such taxable year consists of passive income (e.g., dividends, interest, capital gains and rents derived other than in the active conduct of a rental business); or

at least 50% of the average value of the assets held by us (including the assets of our vessel-owning subsidiaries) during such taxable year produce, or are held for the production of, passive income.

For purposes of determining whether we are a PFIC, we will be treated as earning and owning our proportionate share of the income and assets, respectively, of any of our subsidiary corporations in which we own at least 25% of the value of the subsidiary's stock. Income earned, or deemed earned, by us in connection with the performance of services would not constitute passive income. By contrast, rental income would generally constitute "passive income" unless we were treated under specific rules as deriving our rental income in the active conduct of a trade or business.

Based on our current and projected methods of operation, and an opinion of our United States counsel, we do not believe that we are, nor do we expect to become, a PFIC with respect to any taxable year. We have received an opinion of our United States counsel, Seward & Kissel LLP, in support of this position that concludes that the income our subsidiaries earn from certain of our present time-chartering activities should not constitute passive income for purposes of determining whether we are a PFIC. In addition, we have represented to our United States counsel that we expect that more than 25% of our gross income for our current taxable year and each future year will arise from such time-chartering activities on other income which does not constitute passive income, and more than 50% of the average value of our assets for each such year will be held for the production of such nonpassive income. Assuming the composition of our income and assets is consistent with these expectations, and assuming the accuracy of other representations we have made to our United States counsel for purposes of their opinion, our United States counsel is of the opinion that we should not be a PFIC for our current taxable year or any future year, assuming that our future income and assets would not cause us to run afoul of the income or assets tests for PFIC determination purposes. We believe there is substantial legal authority supporting our position consisting of case law and IRS pronouncements concerning the characterization of income derived from time charters and voyage charters as services income for other tax purposes. However, it should be noted that there is also authority concluding that income derived from time charters should be treated as rental income rather than services income for other tax purposes. Therefore, in the absence of any legal authority specifically relating to the statutory provisions governing PFICs, our United States counsel has advised us that the conclusions reached are not free from doubt, and the IRS or a court could disagree with our position and the opinion of our United States counsel. In addition, although we intend to conduct our affairs in a manner to avoid being classified as a PFIC with respect to any taxable year, we cannot assure you that the nature of our operations will not change in the future.

As discussed more fully below, if we were to be treated as a PFIC for any taxable year, a U.S. Holder would be subject to different taxation rules depending on whether the U.S. Holder makes an election to treat us as a "Qualified Electing Fund," which we refer to as a "QEF election." As an alternative to making a QEF election, a U.S. Holder should be able to make a "mark-to-market" election with respect to our common units, as discussed below. If we are a PFIC, a U.S. Holder will be subject to the PFIC rules described herein with respect to any of our subsidiaries that are PFICs. However, the mark-to-market election discussed below will likely not be available with respect to shares of such PFIC subsidiaries. In addition, if a U.S. Holder owns our common units during any taxable year that we are a PFIC, such U.S. Holder must file IRS Form 8621.

Taxation of U.S. Holders Making a Timely QEF Election

If a U.S. Holder makes a timely QEF election (or an Electing Holder), then, for United States federal income tax purposes, that holder must report as income for its taxable year its pro rata share of our ordinary earnings and net capital gain, if any, for our taxable years that end with or within the taxable year for which that holder is reporting, regardless of whether or not the Electing Holder received distributions from us in that year. The Electing Holder's adjusted tax basis in the common units will be increased to reflect taxed but undistributed earnings and profits. Distributions of earnings and profits that were previously taxed will result in a corresponding reduction in the Electing Holder's adjusted tax basis in common units and will not be taxed again once distributed. An Electing Holder generally will recognize capital gain or loss on the sale, exchange or other disposition of our common units. A U.S. Holder makes a QEF election with respect to any year that we are a PFIC by filing IRS Form 8621 with its United States federal income tax return. If, contrary to our expectations, we determine that we are treated as a PFIC for any taxable year, we will provide each U.S. Holder with the information necessary to make the QEF election described above.

Taxation of U.S. Holders Making a "Mark-to-Market" Election

If we were to be treated as a PFIC for any taxable year and, as we anticipate, our units were treated as "marketable stock," then, as an alternative to making a QEF election, a U.S. Holder would be allowed to make a "mark-to-market" election with respect to our common units, provided the U.S. Holder completes and files IRS Form 8621 in accordance with the relevant instructions and related Treasury Regulations. If that election is made, the U.S. Holder generally would include as ordinary income in each taxable year the excess, if any, of the fair market value of the U.S. Holder's common units at the end of the taxable year over the holder's adjusted tax basis in the common units. The U.S. Holder also would be permitted an ordinary loss in respect of the excess, if any, of the U.S. Holder's adjusted tax basis in the common units over the fair market value thereof at the end of the taxable year, but only to the extent of the net amount previously included in income as a result of the mark-to-market election. A U.S. Holder's tax basis in its common units would be adjusted to reflect any such income or loss recognized. Gain recognized on the sale, exchange or other disposition of our common units would be treated as ordinary income, and any loss recognized on the sale, exchange or other disposition of the common units would be treated as ordinary loss to the extent that such loss does not exceed the net mark-to-market gains previously included in income by the U.S. Holder. Because the mark-to-market election only applies to marketable stock, however, it would not apply to a U.S. Holder's indirect interest in any of our subsidiaries that were determined to be PFICs.

Taxation of U.S. Holders Not Making a Timely QEF or Mark-to-Market Election

If we were to be treated as a PFIC for any taxable year, a U.S. Holder that does not make either a QEF election or a "mark-to-market" election for that year (or a Non-Electing Holder) would be subject to special rules resulting in increased tax liability with respect to (1) any excess distribution (i.e., the portion of any distributions received by the Non-Electing Holder on our common units in a taxable year in excess of 125% of the average annual distributions received by the Non-Electing Holder in the three preceding taxable years, or, if shorter, the Non-Electing Holder's holding period for the common units), and (2) any gain realized on the sale, exchange or other disposition of the units. Under these special rules:

the excess distribution or gain would be allocated ratably over the Non-Electing Holder's aggregate holding period for the common units;

the amount allocated to the current taxable year and any taxable year prior to the taxable year we were first treated as a PFIC with respect to the Non-Electing Holder would be taxed as ordinary income; and

the amount allocated to each of the other taxable years would be subject to tax at the highest rate of tax in effect for the applicable class of taxpayers for that year, and an interest charge for the deemed deferral benefit would be imposed with respect to the resulting tax attributable to each such other taxable year.

United States Federal Income Taxation of Non-U.S. Holders

A beneficial owner of our common units (other than a partnership or an entity or arrangement treated as a partnership for United States federal income tax purposes) that is not a U.S. Holder is referred to as a Non-U.S. Holder. If you are a partner in a partnership (or an entity or arrangement treated as a partnership for United States federal income tax purposes) holding our common units, should consult your own tax advisor regarding the tax consequences to you of the partnership's ownership of our common units.

Distributions

Distributions we pay to a Non-U.S. Holder will not be subject to United States federal income tax or withholding tax if the Non-U.S. Holder is not engaged in a United States trade or business. If the Non-U.S. Holder is engaged in a United States trade or business, our distributions will be subject to United States federal income tax to the extent they constitute income effectively connected with the Non-U.S. Holder's United States trade or business. However, distributions paid to a Non-U.S. Holder that is engaged in a trade or business may be exempt from taxation under an income tax treaty if the income arising from the distribution is not attributable to a United States permanent establishment maintained by the Non-U.S. Holder.

Disposition of Units

In general, a Non-U.S. Holder is not subject to United States federal income tax or withholding tax on any gain resulting from the disposition of our common units provided the Non-U.S. Holder is not engaged in a United States trade or business. A Non-U.S. Holder that is engaged in a United States trade or business will be subject to United States federal income tax in the event the gain from the disposition of units is effectively connected with the conduct of such United States trade or business (provided, in the case of a Non-U.S. Holder entitled to the benefits of an income tax treaty with the United States, such gain also is attributable to a U.S. permanent establishment). However, even if not engaged in a United States trade or business, individual Non-U.S. Holders may be subject to tax on gain resulting from the disposition of our common units if they are present in the United States for 183 days or more during the taxable year in which those units are disposed and meet certain other requirements.

Backup Withholding and Information Reporting

In general, payments to a non-corporate U.S. Holder of distributions or the proceeds of a disposition of common units will be subject to information reporting. These payments to a non-corporate U.S. Holder also may be subject to backup withholding if the non-corporate U.S. Holder:

- fails to provide an accurate taxpayer identification number;
- is notified by the IRS that it has failed to report all interest or corporate distributions required to be reported on its U.S. federal income tax returns; or
- in certain circumstances, fails to comply with applicable certification requirements.

Non-U.S. Holders may be required to establish their exemption from information reporting and backup withholding by certifying their status on and appropriate IRS Form W-8.

Backup withholding is not an additional tax. Rather, a unitholder generally may obtain a credit for any amount withheld against its liability for United States federal income tax (and obtain a refund of any amounts withheld in excess of such liability) by timely filing a United States federal income tax return with the IRS.

Individuals who are U.S. Holders (and to the extent specified in applicable Treasury regulations, certain individuals who are Non-U.S. Holders and certain United States entities) who hold "specified foreign financial assets" (as defined in Section 6038D of the Code) are required to file IRS Form 8938 with information relating to the asset for each taxable year in which the aggregate value of all such assets exceeds \$75,000 at any time during the taxable year or \$50,000 on the last day of the taxable year (or such higher dollar amount as prescribed by applicable Treasury regulations). Specified foreign financial assets would include, among other assets, our common units, unless the shares held through an account maintained with a United States financial institution. Substantial penalties apply to any failure to timely file IRS Form 8938, unless the failure is shown to be due to reasonable cause and not due to willful neglect. Additionally, in the event an individual U.S. Holder (and to the extent specified in applicable Treasury regulations, an individual Non-U.S. Holder or a United States entity) that is required to file IRS Form 8938 does not file such form, the statute of limitations on the assessment and collection of United States federal income taxes of such holder for the related tax year may not close until three years after the date that the required information is filed. U.S. Holders (including U.S. entities) and Non-U.S. Holders are encouraged consult their own tax advisors regarding their reporting obligations under this legislation.

NON-UNITED STATES TAX CONSIDERATIONS

Marshall Islands Tax Consequences

The following discussion is based upon the opinion of Seward & Kissel LLP, our counsel as to matters of the laws of the Republic of the Marshall Islands, and the current laws of the Republic of the Marshall Islands applicable to persons who do not reside in, maintain offices in or engage in business in the Republic of the Marshall Islands.

Because we and our subsidiaries do not and do not expect to conduct business or operations in the Republic of the Marshall Islands, under current Marshall Islands law you will not be subject to Marshall Islands taxation or withholding on distributions, including upon distribution treated as a return of capital, we make to you as a unitholder. In addition, you will not be subject to Marshall Islands stamp, capital gains or other taxes on the purchase, ownership or disposition of common units, and you will not be required by the Republic of the Marshall Islands to file a tax return relating to your ownership of common units.

EACH PROSPECTIVE UNITHOLDER IS URGED TO CONSULT HIS OWN TAX COUNSEL OR OTHER ADVISOR WITH REGARD TO THE LEGAL AND TAX CONSEQUENCES OF UNIT OWNERSHIP UNDER THEIR PARTICULAR CIRCUMSTANCES.

Taxation of Non-U.K. Holders

Under the United Kingdom Tax Acts, non-U.K. holders will not be subject to any United Kingdom taxes on income or profits (including chargeable (capital) gains) in respect of the acquisition, holding, disposition or redemption of the common units, provided that:

we are not treated as carrying on business in the United Kingdom;

such holders do not have a fixed base or permanent establishment in the United Kingdom to which such common units pertain; and

such holders do not use or hold and are not deemed or considered to use or hold their common units in the course of carrying on a business in the United Kingdom.

A non-United Kingdom resident company or an individual not resident or ordinarily resident in the United Kingdom that carries on a business in the United Kingdom through a partnership is subject to United Kingdom tax on income derived from the business carried on by the partnership in the United Kingdom. Nonetheless, we expect to conduct our affairs in such a manner that we will not be treated as carrying on business in the United Kingdom. Consequently, we expect that non-U.K. Holders will not be considered to be carrying on business in the United Kingdom for the purposes of the United Kingdom Tax Acts solely by reason of the acquisition, holding, disposition or redemption of their common units.

While we do not expect it to be the case, if the arrangements we propose to enter into result in our being considered to carry on business in the United Kingdom for the purposes of the United Kingdom Tax Acts, our unitholders would be considered to be carrying on business in the United Kingdom and would be required to file tax returns with the United Kingdom taxing authority and, subject to any relief provided in any relevant double taxation treaty (including, in the case of holders resident in the United States, the double taxation agreement between the United Kingdom and the United States), would be subject to taxation in the United Kingdom on any income and chargeable gains that are considered to be attributable to the business carried on by us in the United Kingdom.

EACH PROSPECTIVE UNITHOLDER IS URGED TO CONSULT HIS OWN TAX COUNSEL OR OTHER ADVISOR WITH REGARD TO THE LEGAL AND TAX CONSEQUENCES OF UNIT OWNERSHIP UNDER THEIR PARTICULAR CIRCUMSTANCES.

F. DIVIDENDS AND PAYING AGENTS

Not applicable.

G. STATEMENTS BY EXPERTS

Not applicable.

H. DOCUMENTS ON DISPLAY

Documents concerning us that are referred to herein may be inspected at our principal executive headquarters at 23, Rue Basse, 98000 Monaco. Those documents electronically filed via the SEC's Electronic Data Gathering, Analysis, and Retrieval (or EDGAR) system may also be obtained from the SEC's website at www.sec.gov, free of charge, or from the SEC's Public Reference Section at 100 F Street, NE, Washington, D.C. 20549, at prescribed rates. Further information on the operation of the SEC public reference rooms may be obtained by calling the SEC at 1-800-SEC-0330.

I. SUBSIDIARY INFORMATION

Not applicable.

ITEM 11. QUANTITATIVE AND QUALITATIVE DISCLOSURES ABOUT MARKET RISK

We are exposed to various market risks, including foreign currency fluctuations, changes in interest rates and credit risk. Our policy is to hedge our exposure to these risks where possible, within boundaries deemed appropriate by management. We accomplish this by entering into appropriate derivative instruments and contracts to maintain the desired level of risk exposure.

Our activities expose us primarily to the financial risks of changes in foreign currency exchange rates and interest rates as described below.

Interest Rate Risk

The international shipping industry is capital intensive, requiring significant amounts of investment provided in the form of long-term debt. A significant portion of our debt contains floating interest rates that fluctuate with changes in the financial markets and in particular changes in LIBOR. Increasing interest rates could increase our interest expense and adversely impact our future earnings. In the past we have managed this risk by entering into interest rate swap agreements in which we exchanged fixed and variable interest rates based on agreed upon notional amounts. We have used such derivative financial instruments as risk management tools and not for speculative or trading purposes. In addition, the counterparties to our derivative financial instruments have been major financial institutions, which helped us to manage our exposure to nonperformance of our counterparties under our debt agreements. We expect our sensitivity to interest rate changes to increase in the future since all of our interest rate swaps matured during 2012. We have not entered into any derivative instruments such as interest rate swaps since that time. As of December 31, 2016, our net effective exposure to floating interest rate fluctuations on our outstanding debt was \$472.5 million.

Our interest expense is affected by changes in the general level of interest rates, particularly LIBOR. As an indication of the extent of our sensitivity to interest rate changes, an increase in LIBOR of 1% would have decreased our net income during the year ended December 31, 2016 by approximately \$5.0 million based upon our floating interest bearing debt level during 2015. A corresponding increase in LIBOR during the year ended December 31, 2015, would have decreased our net income by approximately \$3.3 million. We expect our sensitivity to interest rate changes to increase in the future if we enter into additional debt agreements in connection with our potential acquisition of the Optional Vessels or other vessels from affiliated or unaffiliated third-parties.

Inflation and Cost Increases

Although inflation has had a moderate impact on operating expenses, interest costs, dry-docking expenses and overhead, we do not expect inflation to have a significant impact on direct costs in the current and foreseeable economic environment other than potentially in relation to insurance costs and crew costs. LNG transportation is a specialized area and the number of vessels has increased rapidly. Therefore, there has been an increased demand for qualified crews, which has, and may continue to, put inflationary pressure on crew costs.

Foreign Currency Exchange Risk

We generate all of our revenue in U.S. dollars, and the majority of our expenses are denominated in U.S. dollars. However, a portion of our ship operating, voyage and the majority of our dry-docking related expenses, primarily ship repairs and spares, consumable stores, port expenses and the majority of our administrative expenses, are denominated in currencies other than the U.S. dollar. For the year ended December 31, 2016, we incurred approximately 18.9% of our operating expenses (including class survey costs) and 23.7% of our unaffiliated general and administrative expenses in currencies other than the U.S. dollar compared to 19.0% of our operating expenses and 31.8% of our general and administrative expenses for the year ended December 31, 2015. For accounting purposes, expenses incurred in currencies other than the U.S. dollar are converted into U.S. dollars at the exchange rate prevailing on the date of each transaction. Because a significant portion of our expenses are incurred in currencies other than the U.S. dollar, our expenses may from time to time increase relative to our revenues as a result of fluctuations in exchange rates, which could affect the amount of net income that we report in future periods. As of December 31, 2016 and 2015, the net effect of a 1% adverse movement in U.S. dollar exchange rates would not have a material effect on our net income.

We do not currently hedge movements in currency exchange rates, but our management monitors exchange rate fluctuations on a continuous basis. We may seek to hedge this currency fluctuation risk in the future.

Concentration of Credit Risk

The market for our services is the seaborne transportation of LNG, and the charterers consist primarily of major gas companies, oil and gas traders and independent and government-owned gas producers. For the years ended December 31, 2016 and 2015, three charterers individually accounted for all of our revenues:

Charterer	2016	2015
Gazprom	66%	52%
Shell ⁽¹⁾	18%	29%
Statoil	16%	19%
Total	100%	100%

⁽¹⁾BG Group, the charterer of the *Clean Energy*, was acquired by Shell in February 2016.

Ongoing credit evaluations of our charterers are performed and we generally do not require collateral in our business agreements. Typically, under our time charters, the customer pays for the month's charter the first day of each month, which reduces our level of credit risk. Provisions for potential credit losses are maintained when necessary.

We have bank deposits that expose us to credit risk arising from possible default by the counterparty. We manage the risk by using credit-worthy financial institutions.

ITEM 12. DESCRIPTION OF SECURITIES OTHER THAN EQUITY SECURITIES

Not applicable.

PART II

ITEM 13. DEFAULTS, DIVIDEND ARREARAGES AND DELINQUENCIES

None.

ITEM 14. MATERIAL MODIFICATIONS TO THE RIGHTS OF SECURITY HOLDERS AND USE OF PROCEEDS

None.

ITEM 15. CONTROLS AND PROCEDURES

A. Disclosure Controls and Procedures

Management assessed the effectiveness of the design and operation of the Partnership's disclosure controls and procedures pursuant to Rule 13a-15(e) of the Securities Exchange Act of 1934, as amended, which we refer to as the Exchange Act, as of the end of the period covered by this Annual Report on Form 20-F, which we refer to as the evaluation date. Disclosure controls and procedures are defined under SEC rules as controls and other procedures that are designed to ensure that information required to be disclosed by a company in the reports that it files or submits under the Securities Exchange Act of 1934 is recorded, processed, summarized and reported within required time periods. Disclosure controls and procedures include controls and procedures designed to ensure that information is accumulated and communicated to the issuer's management, including its principal executive and principal financial officers, or persons performing similar functions, as appropriate to allow timely decisions regarding required disclosures.

There are inherent limitations to the effectiveness of any system of disclosure controls and procedures, including the possibility of human error and the circumvention or overriding of the controls and procedures. Accordingly, even effective disclosure controls and procedures can only provide reasonable assurance of achieving their control objectives.

Based upon that evaluation the Principal Executive Officer and Principal Financial Officer concluded that the Partnership's disclosure controls and procedures are effective as of the evaluation date.

B. Management's Report on Internal Control over Financial Reporting

Our management is responsible for establishing and maintaining adequate internal control over financial reporting as defined in Rules 13a-15(f) promulgated under the Exchange Act.

Internal control over financial reporting is defined in Rule 13a-15(f) or 15d-15(f) promulgated under the Exchange Act as a process designed by, or under the supervision of, the Partnership's principal executive and principal financial officer and effected by the Partnership's board of directors, management and other personnel, to provide reasonable assurance regarding the reliability of financial reporting and the preparation of financial statements for external purposes in accordance with generally accepted accounting principles and includes those policies and procedures that:

Pertain to the maintenance of records that, in reasonable detail, accurately and fairly reflect the transactions and dispositions of the assets of the Partnership;

Provide reasonable assurance that transactions are recorded as necessary to permit preparation of financial statements in accordance with generally accepted accounting principles, and that our receipts and expenditures are being made only in accordance with authorizations of Partnership's management and directors; and

Provide reasonable assurance regarding prevention or timely detection of unauthorized acquisition, use or disposition of our assets that could have a material effect on the financial statements.

Because of its inherent limitations, internal control over financial reporting may not prevent or detect misstatements. Also, projections of any evaluation of effectiveness to future periods are subject to the risk that controls may become inadequate because of changes in conditions, or that the degree or compliance with the policies or procedures may deteriorate.

Management conducted the evaluation of the effectiveness of the internal controls over financial reporting using the control criteria framework issued by the Committee of Sponsoring Organizations of the Treadway Commission, or COSO, published in its report entitled Internal Control-Integrated Framework (2013).

Our management with the participation of our Principal Executive Officer and Principal Financial Officer assessed the effectiveness of the design and operation of the Partnership's internal controls over financial reporting pursuant to Rule 13a-15 of the Exchange Act as of December 31, 2016. Based upon that evaluation, management, including the Principal Executive Officer and Principal Financial Officer, concluded that the Partnership's internal controls over financial reporting are effective as of December 31, 2016.

C. Attestation Report of the Registered Public Accounting Firm

This Annual Report does not include an attestation report of the Partnership's registered public accounting firm regarding internal control over financial reporting. Management's report was not subject to attestation by the Partnership's registered public accounting firm, since, as an "emerging growth company", we are exempt from having our independent auditor assess our internal control over financial reporting under Section 404(b) of the Sarbanes-Oxley Act.

D. Changes in internal control over financial reporting

There were no changes in our internal controls over financial reporting that occurred during the period covered by this Annual Report that have materially affected, or are reasonably likely to materially affect, the Partnership's internal control over financial reporting.

ITEM 16. [RESERVED]

ITEM 16A. AUDIT COMMITTEE FINANCIAL EXPERT

Our Board of Directors has determined that Alexios Rodopoulos qualifies as an audit committee financial expert and is independent under applicable NYSE and SEC standards.

ITEM 16B. CODE OF ETHICS

We have adopted the Dynagas LNG Partners LP Corporate Code of Business Ethics and Conduct that applies to all of our employees and our officers and directors. This document is available under the "Corporate Governance" tab in the "Company" section of our website (www.dynagaspartners.com). We intend to disclose, under this tab of our website, any waivers to or amendments of the Dynagas LNG Partners LP Corporate Code of Business Ethics and Conduct for the benefit of any of our directors and executive officers.

Unitholders may also request a copy of our Corporate Code of Business Ethics and Conduct at no cost by writing or telephoning us at: Dynagas LNG Partners LP, 923, Rue Basse, 98000 Monaco, Tel: 377 99 99 6445.

ITEM 16C. PRINCIPAL ACCOUNTANT FEES AND SERVICES

Our principal accountant for the years ended December 31, 2016 and 2015 was Ernst & Young.

Fees Incurred by the Partnership for Ernst & Young (Hellas) Certified Auditors Accountants S.A.'s Services

In 2016 and 2015, the fees rendered by the auditors were as follows:

	2016	2015
Audit Fees	€ 131,000	€ 175,000
Audit-Related Fees	-	-
Tax Fees	7,000	6,000
All Other Fees	-	-
	<u>€ 138,000</u>	<u>€ 181,000</u>

Audit Fees

Audit fees for 2016 and 2015 include fees related to (i) audit of the consolidated financial statements of the Partnership, (ii) the review of the quarterly financial information and (iii) services in connection with the registration statements and related consents and comfort letters and any other audit services required for SEC or other regulatory filings by the Partnership or its subsidiaries.

Audit-Related Fees

None.

Tax Fees

Tax fees billed during the year ended December 31, 2016 amounted to approximately \$7,700, which were related Ernst & Young's review of our earnings and profit computations enabling us to report to our investors whether or not our corporate distributions are taxable, as determined under United States federal income tax principles.

The audit committee has the authority to pre-approve permissible audit-related and non-audit services not prohibited by law to be performed by our independent auditors and associated fees. Engagements for proposed services either may be separately pre-approved by the audit committee or entered into pursuant to detailed pre-approval policies and procedures established by the audit committee, as long as the audit committee is informed on a timely basis of any engagement entered into on that basis. The audit committee separately pre-approved all engagements and fees paid to our principal accountant for all periods in 2016 and 2015.

ITEM 16D. EXEMPTIONS FROM THE LISTING STANDARDS FOR AUDIT COMMITTEES

Not applicable.

ITEM 16E. PURCHASES OF EQUITY SECURITIES BY THE ISSUER AND AFFILIATED PURCHASERS

Not applicable.

ITEM 16F. CHANGE IN REGISTRANTS' CERTIFYING ACCOUNTANT

Not applicable.

ITEM 16G. CORPORATE GOVERNANCE

Pursuant to an exception under the NYSE listing standards available to foreign private issuers, we are not required to comply with all of the corporate governance practices followed by U.S. companies under the NYSE listing standards, which are available at www.nyse.com. Pursuant to Section 303.A.11 of the NYSE Listed Company Manual, we are required to list the significant differences between our corporate governance practices and the NYSE standards applicable to listed U.S. companies. Set forth below is a list of those differences:

Executive Sessions. The NYSE requires that non-management directors meet regularly in executive sessions without management. The NYSE also requires that all independent directors meet in an executive session at least once a year. As permitted under Marshall Islands law and our Partnership Agreement, our non-management directors do not regularly hold executive sessions without management and we do not expect them to do so in the future.

Nominating/Corporate Governance Committee. The NYSE requires that a listed U.S. company have a nominating/corporate governance committee of independent directors and a committee charter specifying the purpose, duties and evaluation procedures of the committee. As permitted under Marshall Islands law and our Partnership Agreement, we do not currently have a nominating or corporate governance committee.

Audit Committee. The NYSE requires, among other things, that a listed U.S. company have an audit committee with a minimum of three members, all of whom are independent. As permitted by Rule 10A-3 under the Exchange Act, our audit committee consists of two independent members of our Board, Alexios Rodopoulos and Evangelos Vlahoulis.

Corporate Governance Guidelines. The NYSE requires that a listed U.S. Company adopt and disclose corporate governance guidelines. The guidelines must address, among other things: director qualification standards, director responsibilities, director access to management and independent advisers, director compensation, director orientation and continuing education, management succession and an annual performance evaluation. We are not required to adopt such guidelines under Marshall Islands law or our Partnership Agreement and we have not adopted such guidelines.

Proxies. As a foreign private issuer, we are not required to solicit proxies or provide proxy statements to the NYSE pursuant to the NYSE corporate governance rules or Marshall Islands law. Consistent with Marshall Islands law and as provided in our Partnership Agreement, we will notify our unitholders of meetings between 10 and 60 days before the meeting. This notification will contain, among other things, information regarding business to be transacted at the meeting. In addition, our Partnership Agreement provides that any unitholder or group of unitholders that beneficially own 15% or more of our outstanding common units are entitled to nominate directors for election at an annual meeting if written notice is given to the Board of Directors not more than 120 days and not less than 90 days prior to the date of the annual meeting.

Other than as noted above, we are in compliance with all NYSE corporate governance standards applicable to U.S. domestic issuers. We believe that our established corporate governance practices satisfy the NYSE's listing standards.

ITEM 16H. MINE SAFETY DISCLOSURE

Not applicable.

PART III

ITEM 17. FINANCIAL STATEMENTS

See Item 18.

ITEM 18. FINANCIAL STATEMENTS

The following financial statements, together with the related reports of Ernst & Young (Hellas) Certified Auditors Accountants S.A., Independent Registered Public Accounting Firm thereon, are filed as part of this Annual Report appearing on pages F-1 through F-33.

ITEM 19. EXHIBITS

The following exhibits are filed as part of this Annual Report:

Exhibit Number	Description
1.1	Certificate of Limited Partnership of Dynagas LNG Partners LP ⁽¹⁾
1.2	Third Amended and Restated Agreement of Limited Partnership of Dynagas LNG Partners LP ⁽³⁾
1.3	Certificate of Formation of Dynagas GP LLC ⁽¹⁾
1.4	Limited Liability Company Agreement of Dynagas GP LLC ⁽¹⁾
1.5	Certificate of Limited Partnership of Dynagas Operating LP ⁽¹⁾
1.6	Limited Partnership Agreement of Dynagas Operating LP ⁽¹⁾
1.7	Certificate of Formation of Dynagas Operating GP LLC ⁽¹⁾
1.8	Limited Liability Company Agreement of Dynagas GP LLC ⁽¹⁾
4.1	Form of Vessel Management Agreement ⁽⁵⁾
4.2	First Amended and Restated Omnibus Agreement, dated April 12, 2016 ⁽⁵⁾
4.3	\$30 Million Revolving Credit Facility with Dynagas Holding Ltd. ⁽²⁾
4.4	Executive Services Agreement ⁽²⁾
4.5	Administrative Services Agreement ⁽⁴⁾
4.6	Share Purchase Agreement dated December 17, 2015 ⁽⁵⁾
4.7	\$340 Million Senior Secured Credit Facility ⁽⁴⁾
4.8	Base Indenture, dated as of September 15, 2014, by and among the Partnership and Dynagas Finance Inc., as Issuers, and Deutsche Bank Trust Company Americas, as Trustee, relating to 6.25% Senior Notes Due 2019. ⁽⁴⁾
4.9	First Supplemental Indenture, dated as of September 15, 2014, by an among by and among the Partnership and Dynagas Finance Inc., as Issuers, and Deutsche Bank Trust Company Americas, as Trustee, relating to 6.25% Senior Notes Due 2019. ⁽⁴⁾
4.10	\$200 Million Term Loan Facility ⁽⁵⁾
8.1	Subsidiaries of Dynagas LNG Partners LP
12.1	Rule 13a-14(a)/15d-14(a) Certification of Dynagas LNG Partners LP Principal Executive Officer
12.2	Rule 13a-14(a)/15d-14(a) Certification of Dynagas LNG Partners LP Principal Financial and Accounting Officer.
13.1	Certification under Section 906 of the Sarbanes-Oxley Act of 2002 of the Principal Executive Officer
13.2	Certification under Section 906 of the Sarbanes-Oxley Act of 2002 of the Principal Financial and Accounting Officer
15.1	Consent of Independent Registered Accounting Firm
15.2	Consent of Drewry Shipping Consultants, Ltd.
101.INS	XBRL Instance Document **
101.SCH	XBRL Taxonomy Extension Schema **
101.CAL	XBRL Taxonomy Extension Calculation Linkbase **
101.DEF	XBRL Taxonomy Extension Definition Linkbase **
101.LAB	XBRL Taxonomy Extension Label Linkbase **
101.PRE	XBRL Taxonomy Extension Presentation Linkbase **

(1) Incorporated by reference to the Partnership's Registration Statement on Form F-1, which was declared effective by the Securities and Exchange Commission on November 12, 2013 (Registration No. 333-191653)

(2) Incorporated by reference to the Partnership's Annual Report on Form 20-F, which was filed with the Securities and Exchange Commission on March 25, 2014

(3) Incorporated by reference to the Partnership's Registration Statement on Form 8-A12B, filed with the Securities and Exchange Commission on July 23, 2015.

(4) Incorporated by reference to the Partnership's Annual Report on Form 20-F, which was filed with the Securities and Exchange Commission on March 10, 2015.

(5) Incorporated by reference to the Partnership's Annual Report on Form 20-F, which was filed with the Securities and Exchange Commission on April 18, 2016.

** Pursuant to Rule 406T of Regulation S-T, these interactive data files are deemed not filed or part of a registration statement or prospectus for purposes of Sections 11 or 12 of the Securities Act of 1933 or Section 18 of the Securities Exchange Act of 1934 and otherwise are not subject to liability under such sections.

SIGNATURES

The registrant hereby certifies that it meets all of the requirements for filing on Form 20-F and that it has duly caused and authorized the undersigned to sign this Annual Report on its behalf.

DYNAGAS LNG PARTNERS LP

By: /s/ Michael Gregos

Name: Michael Gregos

Title: Chief Financial Officer (Principal Financial Officer)

Date: March 20, 2017

DYNAGAS LNG PARTNERS LP
INDEX TO CONSOLIDATED FINANCIAL STATEMENTS

	Page
Report of Independent Registered Public Accounting Firm	F-2
Consolidated Balance Sheets as of December 31, 2016 and 2015	F-3
Consolidated Statements of Income for the years ended December 31, 2016, 2015 and 2014	F-4
Consolidated Statements of Partners' Equity for the years ended December 31, 2016, 2015 and 2014	F-5
Consolidated Statements of Cash Flows for the years ended December 31, 2016, 2015 and 2014	F-6
Notes to the Consolidated Financial Statements	F-7

REPORT OF INDEPENDENT REGISTERED PUBLIC ACCOUNTING FIRM

To the Board of Directors and Partners of Dynagas LNG Partners LP

We have audited the accompanying consolidated balance sheets of Dynagas LNG Partners LP (the "Partnership") as of December 31, 2016 and 2015, and the related consolidated statements of income, Partners' equity and cash flows for each of the three years in the period ended December 31, 2016. These financial statements are the responsibility of the Partnership's management. Our responsibility is to express an opinion on these financial statements based on our audits.

We conducted our audits in accordance with the standards of the Public Company Accounting Oversight Board (United States). Those standards require that we plan and perform the audit to obtain reasonable assurance about whether the financial statements are free of material misstatement. We were not engaged to perform an audit of the Partnership's internal control over financial reporting. Our audits included consideration of internal control over financial reporting as a basis for designing audit procedures that are appropriate in the circumstances, but not for the purpose of expressing an opinion on the effectiveness of the Partnership's internal control over financial reporting. Accordingly, we express no such opinion. An audit also includes examining, on a test basis, evidence supporting the amounts and disclosures in the financial statements, assessing the accounting principles used and significant estimates made by management, and evaluating the overall financial statement presentation. We believe that our audits provide a reasonable basis for our opinion.

In our opinion, the financial statements referred to above present fairly, in all material respects, the consolidated financial position of Dynagas LNG Partners LP at December 31, 2016 and 2015, and the consolidated results of its operations and its cash flows for each of the three years in the period ended December 31, 2016, in conformity with U.S. generally accepted accounting principles.

/s/ Ernst & Young (Hellas) Certified Auditors Accountants S.A.
Athens, Greece
March 20, 2017

DYNAGAS LNG PARTNERS LP
Consolidated Balance Sheets
As of December 31, 2016 and 2015
(Expressed in thousands of U.S. Dollars—except for unit data)

	Note	2016	2015
ASSETS			
CURRENT ASSETS:			
Cash and cash equivalents		\$ 57,595	\$ 24,293
Trade receivables	2(g)	100	103
Prepayments and other assets		788	610
Inventories		834	348
Due from related party	3	878	460
Total current assets		60,195	25,814
FIXED ASSETS, NET:			
Vessels, net	4	1,007,617	1,036,157
Total fixed assets, net		1,007,617	1,036,157
OTHER NON CURRENT ASSETS:			
Restricted cash	5	25,000	25,000
Due from related party	3	1,350	1,350
Above-market acquired time charter contract	7	12,514	19,782
Total assets		\$ 1,106,676	\$ 1,108,103
LIABILITIES AND PARTNERS' EQUITY			
CURRENT LIABILITIES:			
Current portion of long-term debt, net of \$812 related to current portion of deferred financing fees	5	\$ 31,688	\$ 27,467
Trade payables		3,058	4,935
Due to related party, current	3	302	230
Accrued liabilities		3,750	3,595
Unearned revenue		14,258	15,126
Total current liabilities		53,056	51,353
NON-CURRENT LIABILITIES:			
Deferred revenue		1,036	1,094
Due to related party, non-current	3	—	35,000
Long-term debt, net of current portion and \$5,252 related to non-current portion of deferred financing fees	5	684,748	652,818
Total non-current liabilities		685,784	688,912
Commitments and contingencies	8	—	—
PARTNERS' EQUITY:			
Common unitholders (unlimited authorized; 20,505,000 units issued and outstanding as at December 31, 2016 and 2015)	9	302,952	302,954
Preferred unitholders (3,450,000 authorized; 3,000,000 Series A Preferred Units issued and outstanding as at December 31, 2016 and 2015)	9	73,216	73,216
Subordinated unitholders (14,985,000 units issued and outstanding as at December 31, 2016 and 2015)	9	(8,429)	(8,427)
General Partner (35,526 units issued and outstanding as at December 31, 2016 and 2015)	9	97	95
Total partners' equity		367,836	367,838
Total liabilities and partners' equity		\$ 1,106,676	\$ 1,108,103

The accompanying notes are an integral part of these consolidated financial statements.

DYNAGAS LNG PARTNERS LP

Consolidated Statements of Income
For the years ended December 31, 2016, 2015 and 2014
(Expressed in thousands of U.S. Dollars—except for unit and per unit data)

	Note	2016	2015	2014
REVENUES:				
Voyage revenues	7	\$ 169,851	\$ 145,202	\$ 107,088
EXPENSES:				
Voyage expenses		(749)	(983)	(910)
Voyage expenses-related party	3(a)	(2,212)	(1,821)	(1,363)
Vessel operating expenses		(26,451)	(23,244)	(16,813)
Dry-docking and special survey costs		(81)	—	—
General and administrative expenses		(1,170)	(1,086)	(1,014)
General and administrative expenses- related party	3	(715)	(719)	(937)
Management fees-related party	3(a)	(5,999)	(4,870)	(3,566)
Depreciation	4	(30,395)	(24,387)	(17,822)
Operating income		\$ 102,079	\$ 88,092	\$ 64,663
OTHER INCOME/(EXPENSES):				
Interest and finance costs	5, 11	(34,991)	(27,974)	(14,524)
Interest income		—	35	221
Other, net		(234)	(103)	201
Total other expenses		(35,225)	(28,042)	(14,102)
Partnership's Net Income		\$ 66,854	\$ 60,050	\$ 50,561
Common unitholders' interest in Net Income		\$ 34,652	\$ 32,878	\$ 28,323
Preferred unitholders' interest in Net Income		\$ 6,750	\$ 3,019	\$ —
Subordinated unitholders' interest in Net Income		\$ 25,323	\$ 24,028	\$ 22,170
General Partner's interest in Net Income		\$ 129	\$ 125	\$ 68
Earnings per unit, basic and diluted:	10			
Common unit (basic and diluted)		\$ 1.69	\$ 1.60	\$ 1.58
Weighted average number of units outstanding, basic and diluted:	10			
Common units		20,505,000	20,505,000	17,964,288

The accompanying notes are an integral part of these consolidated financial statements.

DYNAGAS LNG PARTNERS LP

Consolidated Statements of Partners' Equity
For the years ended December 31, 2016, 2015 and 2014
(Expressed in thousands of U.S. Dollars—except for unit data)

	Series A Preferred	Common	Subordinated	General Partner	Partners' Capital				
					Series A Preferred	Common	Subordinated	General Partner	Total
BALANCE, December 31, 2013	—	14,985,000	14,985,000	30,000	\$ —	\$ 182,969	\$ 74,580	\$ 150	\$ 257,699
—Net income	—	—	—	—	—	28,323	22,170	68	50,561
—Issuance of common units, net of issuance costs (Note 9)	—	5,520,000	—	5,526	—	120,444	—	126	120,570
—Distributions declared and paid	—	—	—	—	—	(23,568)	(19,398)	(44)	(43,010)
—Preferential deemed dividend (Note 9)	—	—	—	—	—	(3,439)	(84,483)	(200)	(88,122)
BALANCE, December 31, 2014	—	20,505,000	14,985,000	35,526	\$ —	\$ 304,729	\$ (7,131)	\$ 100	\$ 297,698
—Net income	—	—	—	—	3,019	32,878	24,028	125	60,050
—Issuance of preferred units, net of issuance costs (Note 9)	3,000,000	—	—	—	72,297	—	—	—	72,297
—Distributions declared and paid (common and preferred units) (Note 9)	—	—	—	—	(2,100)	(34,653)	(25,324)	(130)	(62,207)
BALANCE, December 31, 2015	3,000,000	20,505,000	14,985,000	35,526	\$ 73,216	\$ 302,954	\$ (8,427)	\$ 95	\$ 367,838
—Net income	—	—	—	—	6,750	34,652	25,323	129	66,854
—Distributions declared and paid (common and preferred units) (Note 9)	—	—	—	—	(6,750)	(34,654)	(25,325)	(127)	(66,856)
BALANCE, December 31, 2016	3,000,000	20,505,000	14,985,000	35,526	\$ 73,216	\$ 302,952	\$ (8,429)	\$ 97	\$ 367,836

The accompanying notes are an integral part of these consolidated financial statements.

DYNAGAS LNG PARTNERS LP

Consolidated Statements of Cash Flows
For the years ended December 31, 2016, 2015 and 2014
(Expressed in thousands of U.S. Dollars)

	Note	2016	2015	2014
Cash flows from Operating Activities:				
Net income:		\$ 66,854	\$ 60,050	\$ 50,561
Adjustments to reconcile net income to net cash provided by operating activities:				
Depreciation	4	30,395	24,387	17,822
Amortization of deferred financing fees	11	1,984	1,545	785
Deferred revenue amortization		(58)	608	2,065
Amortization of fair value of acquired time charter	7	7,268	218	—
Changes in operating assets and liabilities:				
Trade receivables		3	(103)	190
Prepayments and other assets		(178)	94	(250)
Inventories		(486)	9	(357)
Due from/to related party		(346)	292	278
Trade payables		(1,105)	1,808	310
Accrued liabilities		155	(68)	2,636
Unearned revenue		(868)	8,104	2,403
Net cash provided by Operating Activities		\$ 103,618	\$ 96,944	\$ 76,443
Cash flows from Investing Activities:				
Vessel Acquisitions and other additions to vessels' cost	3(c),4	(37,472)	(205,045)	(404,530)
Net cash used in Investing Activities		\$ (37,472)	\$ (205,045)	\$ (404,530)
Cash flows from Financing Activities:				
Increase in restricted cash		—	(1,000)	(2,000)
Payment of common and preferred units issuance costs and other filing costs		(119)	(65)	(1,938)
Proceeds from issuance of preferred units, net of paid issuance costs	9	—	72,446	—
Proceeds from issuance of common units, net of paid issuance costs		—	—	120,514
Proceeds from issuance of general partner units		—	—	126
Preferential deemed dividend	3(c)	—	—	(88,122)
Distributions declared and paid		(66,856)	(62,207)	(43,010)
Proceeds from long-term debt	5	66,667	133,333	590,000
Repayment of long-term debt		(32,500)	(20,000)	(229,085)
Loan from/ (Repayment of loan to) related party		—	—	(5,500)
Payment of deferred finance fees		(36)	(2,062)	(6,626)
Net cash provided by/(used in) Financing Activities		\$ (32,844)	\$ 120,445	\$ 334,359
Net increase in cash and cash equivalents		33,302	12,344	6,272
Cash and cash equivalents at beginning of the year		24,293	11,949	5,677
Cash and cash equivalents at end of the year		\$ 57,595	\$ 24,293	\$ 11,949
SUPPLEMENTAL CASH FLOW INFORMATION				
Cash paid during the year for:				
Interest		\$ 32,781	\$ 25,798	\$ 10,724
Non-cash Investing Activities:				
Vessel acquisitions	3(c)	\$ —	35,000	—

The accompanying notes are an integral part of these consolidated financial statements.

DYNAGAS LNG PARTNERS LP

Notes to the Consolidated Financial Statements

December 31, 2016

(Expressed in thousands of U.S. Dollars—except for unit and per unit data, unless otherwise stated)

1. Partnership Formation and General Information:

Dynagas LNG Partners LP ("Dynagas Partners" or "the Partnership") was incorporated as a limited Partnership on May 30, 2013, under the laws of the Republic of the Marshall Islands. On November 18 2013, the Partnership successfully completed its initial public offering (the "IPO"). In the IPO, the Partnership sold 8,250,000 common units to the public at \$18.00 per common unit, and in connection with the closing of the IPO, i) Dynagas Holding Ltd., or the Partnership's Sponsor, a company beneficially wholly owned by Mr. George Prokopiou, the Partnership's Chairman and major unitholder and certain of his close family members, offered 4,250,000 common units to the public at \$18.00 per common unit and, ii) the Partnership entered into certain agreements: a) an Omnibus agreement with its Sponsor that provides the Partnership the right to purchase LNG carrier vessels at a purchase price to be determined pursuant to the terms and conditions contained therein (Note 3(c)) and, b) a \$30 million revolving credit facility with the Sponsor to be used for general Partnership purposes.

The Partnership is engaged in the seaborne transportation industry through the ownership and operation of high specification liquefied natural gas ("LNG") vessels and is the sole owner of all outstanding shares or units of the following subsidiaries as of December 31, 2016:

Vessel Owning Subsidiaries:

Company Name	Country of incorporation	Vessel Name	Delivery Date to Partnership	Year Built	Cbm Capacity
Pegasus Shipholding S.A. ("Pegasus")	Marshall Islands	Clean Energy	March 2007	2007	149,700
Lance Shipping S.A. ("Lance")	Marshall Islands	Ob River	July 2007	2007	149,700
Seacrown Maritime Ltd. ("Seacrown")	Marshall Islands	Amur River	January 2008	2008	149,700
Fareastern Shipping Limited ("Fareastern")	Malta	Arctic Aurora	June 2014	2013	155,000
Navajo Marine Limited ("Navajo")	Marshall Islands	Yenisei River	September 2014	2013	155,000
Solana Holding Ltd. ("Solana")	Marshall Islands	Lena River	December 2015	2013	155,000

Non-Vessel Owning Subsidiaries:

Company Name	Country of incorporation	Purpose of incorporation
Quinta Group Corp. ("Quinta")	Nevis	Holding company that owns all of the outstanding capital stock of Pegasus.
Pelta Holdings S.A. ("Pelta")	Nevis	Holding company that owns all of the outstanding capital stock of Lance.
Dynagas Equity Holdings Ltd. ("Dynagas Equity")	Liberia	Holding company that owns all of the outstanding capital stock of Quinta, Pelta, Seacrown, Fareastern, Navajo, Solana and Arctic LNG.
Dynagas Operating GP LLC ("Dynagas Operating GP")	Marshall Islands	Limited Liability Company, in which the Partnership holds 100% membership interests and that has 100% of the Non-Economic General Partner Interest in Dynagas Operating LP.

DYNAGAS LNG PARTNERS LP

**Notes to the Consolidated Financial Statements
December 31, 2016**

(Expressed in thousands of U.S. Dollars—except for unit and per unit data, unless otherwise stated)

1. Basis of Presentation and General Information (continued):

Dynagas Operating LP. ("Dynagas Operating")	Marshall Islands	Limited partnership in which the Partnership holds 100% percentage interests.
Dynagas Finance Inc. ("Dynagas Finance")	Marshall Islands	Wholly owned subsidiary of the Partnership whose activities are limited to co-issuing the Notes discussed under Note 5 and engaging in other activities incidental thereto.
Arctic LNG Carriers Ltd. ("Arctic LNG")	Marshall Islands	Wholly owned subsidiary of Dynagas Equity that currently has no operations in place nor is it engaged in any other activities.

The technical, administrative and commercial management of the Partnership's vessels is performed by Dynagas Ltd. (the "Manager"), a related company, wholly owned by the Partnership's Chairman (Note 3(a)). As of December 31, 2016, the Partnership's Sponsor owned 44.0% of the outstanding equity interests in the Partnership (excluding the Series A Preferred Units, which, generally, have no voting rights), including the 0.1% General Partner interest retained by it, as the General Partner is owned and controlled by the Sponsor.

2. Significant Accounting Policies and Recent Accounting Pronouncements:

- (a) **Principles of Consolidation:** The accompanying consolidated financial statements have been prepared in accordance with Generally Accepted Accounting Principles in the United States of America ("U.S. GAAP"). The consolidated financial statements include the accounts of Dynagas Partners and its wholly-owned subsidiaries. All intercompany balances and transactions have been eliminated upon consolidation. Dynagas Partners, as the holding company, determines whether it has a controlling financial interest in an entity by first evaluating whether the entity is a voting interest entity or a variable interest entity. Under Financial Accounting Standards Board ("FASB") Accounting Standard Codification ("ASC") 810 "Consolidation" a voting interest entity is an entity in which the total equity investment at risk is deemed sufficient to absorb the expected losses of the entity, the equity holders have all the characteristics of a controlling financial interest and the legal entity is structured with substantive voting rights. The holding company consolidates voting interest entities in which it owns all, or at least a majority (generally, greater than 50%) of the voting interest. Variable interest entities ("VIE") are entities as defined under ASC 810 that in general either has equity investors with non-substantive voting rights or that have equity investors that do not provide sufficient financial resources for the entity to support its activities. The holding company has a controlling financial interest in a VIE and is, therefore, the primary beneficiary of a VIE if it has the power to direct the activities of a VIE that most significantly impact the VIE's economic performance and the obligation to absorb losses or the right to receive benefits that could potentially be significant to the VIE. A VIE should have only one primary beneficiary which is required to consolidate the VIE. A VIE may not have a primary beneficiary if no party meets the criteria described above. The Partnership evaluates all arrangements that may include a variable interest in an entity to determine if it is the primary beneficiary, and would be required to include assets, liabilities and operations of a VIE in its consolidated financial statements. As of December 31, 2016 and 2015, no such interests existed.
- (b) **Use of Estimates:** The preparation of consolidated financial statements in conformity with U.S. GAAP requires management to make estimates and assumptions that affect the reported amounts of assets and liabilities and disclosure of contingent assets and liabilities at the date of the consolidated financial statements and the reported amounts of revenues and expenses during the reporting period. Actual results could differ from those estimates.

DYNAGAS LNG PARTNERS LP

Notes to the Consolidated Financial Statements
December 31, 2016

(Expressed in thousands of U.S. Dollars—except for unit and per unit data, unless otherwise stated)

2. Significant Accounting Policies and Recent Accounting Pronouncements (continued):

- (c) **Other Comprehensive Income:** The Partnership follows the provisions of ASC 220, "Comprehensive Income" which requires separate presentation of certain transactions, which are recorded directly as components of equity. The Partnership has no such transactions which affect other comprehensive income and, accordingly, for the years ended December 31, 2016, 2015 and 2014, comprehensive income equaled net income.
- (d) **Foreign Currency Translation:** The functional currency of the Partnership is the U.S. Dollar because the Partnership's vessels operate in international shipping markets, and therefore primarily transact business in U.S. Dollars. The Partnership's books of accounts are maintained in U.S. Dollars. Transactions involving other currencies during the year are converted into U.S. Dollars using the exchange rates in effect at the time of the transactions. At the balance sheet date, monetary assets and liabilities, which are denominated in other currencies, are translated into U.S. Dollars using the balance sheet date exchange rates. Resulting gains or losses are included in Other, net in the accompanying consolidated statements of income.
- (e) **Cash and Cash Equivalents:** The Partnership considers highly liquid investments such as time deposits with an original maturity of three months or less to be cash equivalents.
- (f) **Restricted cash:** Restricted cash may comprise of i) minimum liquidity collateral requirements or minimum required cash deposits that are required to be maintained under the Partnership's financing arrangements, ii) cash deposits in so-called "retention accounts" which may only be used as per the Partnership's borrowing arrangements for the purpose of serving the loan installments coming due or, iii) other cash deposits required to be retained until other specified conditions prescribed in the Partnership's debt agreements are met. In the event that the obligation to maintain such deposits is expected to be elapsed within the next operating cycle, these deposits are classified as current assets. Otherwise they are classified as non-current assets.
- (g) **Trade Receivables:** The amount shown as trade receivables, net, at each balance sheet date, includes receivables from charterers for hire net of any provision for doubtful accounts. At each balance sheet date, all potentially uncollectible accounts are assessed individually for purposes of determining the appropriate provision for doubtful accounts primarily based on the aging of such balances and any amounts in disputes. Provision for doubtful accounts as of December 31, 2016 and 2015, was nil.
- (h) **Inventories:** Inventories consist of lubricants which are stated at the lower of cost or market. Cost is determined by the first in, first out method. Inventories may also consist of bunkers during periods when vessels are unemployed or under voyage charters and spares in warehouses, that are also stated at the lower of cost or market and cost is still determined by the first in, first out method.
- (i) **Insurance Claims:** The Partnership records insurance claim recoveries for insured losses incurred on damage to fixed assets, loss of hire and for insured crew medical expenses. Insurance claim recoveries are recorded, net of any deductible amounts, at the time the Partnership's vessels suffer insured damages or when crew medical expenses are incurred, when recovery is probable under the related insurance policies, the Partnership can make an estimate of the amount to be reimbursed following submission of the insurance claim and when the claim is not subject to litigation.

DYNAGAS LNG PARTNERS LP

Notes to the Consolidated Financial Statements
December 31, 2016

(Expressed in thousands of U.S. Dollars—except for unit and per unit data, unless otherwise stated)

2. Significant Accounting Policies and Recent Accounting Pronouncements (continued):

- (j) **Vessels, Net:** Vessels are stated at cost, which consists of the contract price and any material expenses incurred upon delivery (initial repairs, improvements and delivery expenses, capitalized interest and on-site supervision costs incurred during the construction periods). Subsequent expenditures for conversions and major improvements are also capitalized when they appreciably extend the life, increase the earning capacity or improve the efficiency or safety of the vessels; otherwise these amounts are charged to expense as incurred. The cost of each of the Partnership's vessels is depreciated beginning when the vessel is ready for her intended use, on a straight-line basis over the vessel's remaining economic useful life, after considering the estimated residual value. Effective October 1, 2014, the Partnership's scrap rate estimate is \$0.685 per lightweight ton per LNG carrier. Management estimates the useful life of the Partnership's vessels to be 35 years from the date of initial delivery from the shipyard. Secondhand vessels are depreciated from the date of their acquisition through their remaining estimated useful life. When regulations place limitations over the ability of a vessel to trade on a worldwide basis, its remaining useful life is adjusted at the date such regulations are adopted.
- (k) **Impairment of Long-Lived Assets:** The Partnership follows ASC 360-10-40 "Impairment or Disposals of Long-Lived Assets", which addresses financial accounting and reporting for the impairment or disposal of long-lived assets. The standard requires that long-lived assets held and used by an entity be reviewed for impairment whenever events or changes in circumstances indicate that the carrying amount of the assets may not be recoverable. When the estimate of undiscounted projected operating cash flows, excluding interest charges, expected to be generated by the use of the asset is less than its carrying amount, the asset is evaluated for an impairment loss. Measurement of the impairment loss is based on the fair value of the asset. The Partnership reviews its long-lived assets for impairment whenever events or changes in circumstances, such as undiscounted projected operating cash flows, business plans to dispose a vessel earlier than the end of its useful life and prevailing market conditions, indicate that the carrying amount of the assets may not be recoverable. When indications are present, the Partnership determines undiscounted projected net operating cash flows, for each vessel and compares it to the vessel's carrying value. The fair values are determined through Level 2 inputs of the fair value hierarchy as defined in ASC 820 "Fair value measurements and disclosures" based on management's estimates and assumptions and by making use of available market data and taking into consideration third party valuations and other market observable data that allow value to be determined. In developing estimates of future cash flows, the Partnership must make assumptions about future charter rates, vessel operating expenses, fleet utilization, and the estimated remaining useful life of the vessels. These assumptions are based on historical trends as well as future expectations. The projected net operating cash flows are determined by considering the charter revenues from existing time charters for the fixed fleet days and an estimated charter rate for the unfixed days. Expected outflows for scheduled vessels' maintenance and vessel operating expenses are based on historical data, and adjusted annually assuming an average annual inflation rate prevailing at the time of test. An estimate is also applied to effective fleet utilization, taking into account the period(s) each vessel is expected to undergo her scheduled maintenance (dry-docking and special surveys) and vessels loss of hire from repositioning or other conditions. Estimates for the remaining estimated useful lives of the current fleet and scrap values are identical with those employed as part of the Partnership's depreciation policy. As of December 31, 2016, 2015 and 2014, the Partnership incurred no impairment loss.

DYNAGAS LNG PARTNERS LP

Notes to the Consolidated Financial Statements
December 31, 2016

(Expressed in thousands of U.S. Dollars—except for unit and per unit data, unless otherwise stated)

2. Significant Accounting Policies and Recent Accounting Pronouncements (continued):

- (l) **Intangible assets/liabilities related to time charter acquired:** Where the Partnership identifies any assets or liabilities associated with the acquisition of a vessel, the Partnership records all such identified assets or liabilities at fair value. Fair value is determined by reference to market data. The Partnership values any asset or liability arising from the market value of the time charters assumed when a vessel is acquired. The amount to be recorded as an asset or liability at the date of vessel acquisition is determined by comparing the existing charter rate in the acquired time charter agreement with the market rates for equivalent time charter agreements prevailing at the time the vessel is acquired. When the present value of the time charter assumed is greater than the current fair value of such charter, the difference is recorded as an asset; otherwise, the difference is recorded as liability. Such assets and liabilities, respectively, are amortized as an adjustment to revenues, over the remaining term of the assumed time charter and are classified as non-current asset/ liability in the accompanying consolidated balance sheets. Impairment testing is performed when events or changes in circumstances indicate that the carrying amount of the intangible asset may not be recoverable.
- (m) **Accounting for Special Survey and Dry-Docking Costs:** The Partnership follows the direct expense method of accounting for dry-docking and special survey costs where such are expensed in the period incurred. The vessels undergo dry-dock or special survey approximately every five years during the first fifteen years of their life and, subsequently, every two and a half years to the end of their useful life. Costs relating to routine repairs and maintenance are also expensed as incurred.
- (n) **Financing Costs:** Costs associated with long-term debt, including fees paid to lenders or required to be paid to third parties on the lender's behalf for obtaining debt financing or refinancing existing one, are recorded contra to long-term debt. Such fees are deferred and amortized to interest and finance costs during the life of the related debt instrument using the effective interest method. Unamortized fees relating to loans repaid or refinanced as debt extinguishments and loan commitment fees are expensed as interest and finance costs in the period incurred in the accompanying statements of income. Any unamortized balance of costs relating to refinanced long-term debt are deferred and amortized over the term of the respective credit facility in the period the refinancing occurs, subject to the provisions of the accounting guidance relating to Debt – Modifications and Extinguishments. Following the early adoption of ASU. 2015-03 "Interest – Imputation of Interest", the Partnership, effective December 31, 2015, presents unamortized deferred financing costs as a reduction of long term debt in the accompanying consolidated balance sheets.
- (o) **Concentration of Credit Risk:** Financial instruments, which potentially subject the Partnership to significant concentrations of credit risk, consist principally of cash and cash equivalents and trade receivables. The maximum exposure to loss due to credit risk is the book value at the balance sheet date. The Partnership places its cash and cash equivalents, consisting mostly of deposits, with high credit qualified financial institutions. The Partnership performs periodic evaluations of the relative credit standing of those financial institutions. The Partnership limits its credit risk with accounts receivable by performing ongoing credit evaluations of its charterers' financial condition and generally does not require collateral for its accounts receivable.

DYNAGAS LNG PARTNERS LP

**Notes to the Consolidated Financial Statements
December 31, 2016**

(Expressed in thousands of U.S. Dollars—except for unit and per unit data, unless otherwise stated)

2. Significant Accounting Policies and Recent Accounting Pronouncements (continued):

During the years ended December 31, 2016 and 2015, charterers that individually accounted for more than 10% of the Partnership's revenues were as follows:

Charterer	2016	2015
A	66%	52%
B	18%	29%
C	16%	19%
Total	100%	100%

- (p) **Accounting for Revenues and Related Expenses:** The Partnership generates its revenues from charterers for the chartering of its vessels. All vessels are chartered under time charters, where a contract is entered into for the use of a vessel for a specific period of time and at a specified daily charter hire rate. If a charter agreement exists and collection of the related revenue is reasonably assured, revenue is recognized, as it is earned ratably over the duration of the period of the time charter. Furthermore, revenues from time chartering of vessels are accounted for as operating leases and are thus recognized on a straight line basis as the average minimum lease revenue over the rental periods of such charter agreements, as service is performed with the residual or excess from actually collected hire based on the time charter agreement for each period being classified as deferred revenue in the accompanying consolidated balance sheets. Unearned revenue includes cash received prior to the balance sheet date for which all criteria to recognize as revenue have not yet been met as at the balance sheet date and, accordingly, is related to revenue earned after such date. Commissions are always paid for by the Partnership while the remaining voyage expenses, primarily consisting of port, canal and bunker expenses that are unique to a particular charter, are paid for by the charterer under the time charter arrangements or by the Partnership during periods of off-hire. All voyage expenses are expensed as incurred, except for commissions. Commissions paid to brokers are deferred and amortized over the related charter period to the extent revenue has been deferred since commissions are earned as the Partnership's revenues are earned.
- (q) **Repairs and Maintenance:** All repair and maintenance expenses including underwater inspection expenses are expensed in the period incurred. Such costs are included in vessel operating expenses in the accompanying consolidated statements of income.
- (r) **Earnings Per Unit:** The Partnership's capital structure consists of preferred units, common units, subordinated units, a general partner interest and incentive distribution rights. The incentive distribution rights are a separate class of non-voting interests that are currently held by the Partnership's general partner but, subject to certain restrictions, may be transferred or sold apart from the general partner's interest. The Partnership calculates basic earnings per each class of units by allocating period distributed and undistributed earnings to the General Partner, limited partners and incentive distribution rights holder using the two-class method and by utilizing the contractual terms of the partnership agreement. Basic earnings per common unit are computed by allocating distributed and undistributed net income/(losses) available to common unitholders, after extracting the interest on the Partnership's net income of the preferred, subordinated and general partner unitholders, by the weighted average number of common units outstanding during the year. Any undistributed earnings for the period are allocated to the various unitholders based on the distribution waterfall for cash available for distribution specified in Dynagas Partners' partnership agreement. Where distributions relating to the period are in excess of earnings, the deficit is also allocated according to the cash distribution model. Diluted earnings per common unit reflect the potential dilution that could occur if securities or other contracts to issue units were exercised, if any. The Partnership had no dilutive securities outstanding during the three-year period ended December 31, 2016.

DYNAGAS LNG PARTNERS LP

Notes to the Consolidated Financial Statements
December 31, 2016

(Expressed in thousands of U.S. Dollars—except for unit and per unit data, unless otherwise stated)

2. Significant Accounting Policies and Recent Accounting Pronouncements (continued):

- (s) **Segment Reporting:** The Partnership has determined that it operates under one reportable segment relating to its operations as it operates solely LNG vessels. The Partnership reports financial information and evaluates its operations and operating results by type of vessel and not by the length or type of ship employment for its customers. The Partnership's management does not use discrete financial information to evaluate operating results for each type of charter. Although revenue can be identified according to these types of charters or for charters with different duration, management cannot and does not identify expenses, profitability or other financial information for these charters. Furthermore, when the Partnership charters a vessel to a charterer, the charterer is free to trade the vessel worldwide and, as a result, the disclosure of geographic information is impracticable.
- (t) **Fair Value Measurements:** The Partnership follows ASC 820, "Fair Value Measurements and Disclosures", which defines, and provides guidance as to the measurement of fair value. This guidance creates a fair value hierarchy of measurement and indicates that, when possible, fair value is the price that would be received to sell an asset or paid to transfer a liability in an orderly transaction between market participants in the market in which the reporting entity transacts. The fair value hierarchy gives the highest priority to quoted prices in active markets for identical assets or liabilities (Level 1) and the lowest priority to unobservable data that are not corroborated by market data (Level 3), for example, the reporting entity's own data. Observable market based inputs or unobservable inputs that are corroborated by market data are classified under Level 2 of the fair value hierarchy. Under the standard, fair value measurements would be separately disclosed by level within the fair value hierarchy. ASC 820 applies when assets or liabilities in the financial statements are to be measured at fair value, but does not require additional use of fair value beyond the requirements in other accounting principles.
- (u) **Commitments and Contingencies:** Commitments are recognized when the Partnership has a present legal or constructive obligation as a result of past events and it is probable that an outflow of resources embodying economic benefits will be required to settle this obligation, and a reliable estimate of the amount of the obligation can be made. Provisions are reviewed at each balance sheet date and adjusted to reflect the present value of the expenditure expected to be required to settle the obligation. Contingent liabilities are not recognized in the financial statements but are disclosed unless the possibility of an outflow of resources embodying economic benefits is remote. Contingent assets are not recognized in the financial statements but are disclosed when an inflow of economic benefits is probable.
- (v) **Accounting for Financial Instruments:** The principal financial assets of the Partnership consist of cash and cash equivalents, restricted cash, amounts due from related parties and trade receivables, net. The principal financial liabilities of the Partnership consist of trade and other payables, accrued liabilities, long-term debt and amounts due to related parties. The Partnership may also consider from time to time entering into interest rate swap agreements to manage its exposure to fluctuations of interest rate risk associated with its borrowings. Derivative financial instruments are generally used to manage risk related to fluctuations of interest rates. ASC 815, Derivatives and Hedging, requires all derivative contracts to be recorded at fair value, as determined in accordance with ASC 820, Fair Value Measurements and Disclosures (Note 6). The changes in fair value of a derivative contract are recognized in earnings unless specific hedging criteria are met. At the inception of a hedge relationship, the Partnership formally designates and documents the hedge relationship to which the Partnership wishes to apply hedge accounting and the risk management objective and strategy undertaken for the hedge. The documentation includes identification of the hedging instrument, hedged item or transaction, the nature of the risk being hedged and how the entity will assess the hedging instrument's effectiveness in offsetting exposure to changes in the hedged item's cash flows attributable to the hedged risk.

DYNAGAS LNG PARTNERS LP

Notes to the Consolidated Financial Statements
December 31, 2016

(Expressed in thousands of U.S. Dollars—except for unit and per unit data, unless otherwise stated)

2. Significant Accounting Policies and Recent Accounting Pronouncements (continued):

A cash flow hedge is a hedge of the exposure to variability in cash flows that is attributable to a particular risk associated with a recognized asset or liability, or a highly probable forecasted transaction that could affect profit or loss. Such hedges are expected to be highly effective in achieving offsetting changes in cash flows and are assessed on an ongoing basis to determine whether they actually have been highly effective throughout the financial reporting periods for which they were designated. All derivatives are recorded on the balance sheet as assets or liabilities and measured at fair value. For derivatives designated as cash flow hedges, the effective portion of the changes in fair value of the derivatives is recorded in Accumulated Other Comprehensive Income/ (Loss) and subsequently recognized in earnings when the hedged items impact earnings.

On January 1, 2016, the Company adopted Accounting Standards Update (ASU) 2015-02 *Consolidation (Topic 810), Amendments to the Consolidation Analysis* effective for the fiscal year ending December 31, 2016 and interim periods within this fiscal year. The guidance eliminates the deferral of FAS 167, which has allowed entities with interests in certain investment funds to follow the previous consolidation guidance in FIN 46(R), and makes other changes to both the variable interest model and the voting model. While the guidance is aimed at asset managers, affects all reporting entities that have variable interests in other legal entities (e.g., limited partnerships, similar entities and certain corporations). In some cases, consolidation conclusions will change. In other cases, reporting entities will need to provide additional disclosures about entities that currently aren't considered variable interest entities ("VIEs") but will be considered VIEs under the new guidance provided they have a variable interest in those VIEs. The adoption of this guidance had no impact on the Company's results of operations, cash flows and net assets for any period.

On January 1, 2016, the Company adopted ASU 2015-06 *Effects of Historical Earnings per Unit of Master Limited Partnership Dropdown Transactions*. The amendments in this Update specify that for purposes of calculating historical earnings per unit under the two-class method, the earnings (losses) of a transferred business for periods before the date of a dropdown of net assets accounted for as a common control transaction should be allocated entirely to the general partner. In that circumstance, the previously reported earnings per unit of the limited partners (which is typically the earnings per unit measure presented in the financial statements) would not change as a result of the dropdown transaction. Qualitative disclosures about how the rights to the earnings (losses) differ before and after the dropdown transaction occurs for purposes of computing earnings per unit under the two-class method also are required. The adoption of this update had no impact on the Company's results of operations, cash flows and net assets for any period.

On December 31, 2016, the Company adopted ASU 2014-15 *Presentation of Financial Statements - Going Concern*. ASU 2014-15 provides guidance about management's responsibility to evaluate whether there is substantial doubt about an entity's ability to continue as a going concern and to provide related footnote disclosures. ASU 2014-15 requires an entity's management to evaluate at each reporting period based on the relevant conditions and events that are known at the date when financial statements are issued, whether there are conditions or events, that raise substantial doubt about the entity's ability to continue as a going concern within one year after the date that the financial statements are issued and to disclose the necessary information. The adoption of this update neither had impact on the Partnership's consolidated financial position for the year ended December 31, 2016, nor in the accompanying footnote disclosures.

DYNAGAS LNG PARTNERS LP

Notes to the Consolidated Financial Statements
December 31, 2016

(Expressed in thousands of U.S. Dollars—except for unit and per unit data, unless otherwise stated)

2. Significant Accounting Policies and Recent Accounting Pronouncements (continued):

On December 31, 2016, the Company adopted ASU 2016-19 – Technical Corrections and Improvements. The amendments in this Update cover a wide range of Topics in the Accounting Standards Codification and represent changes to clarify, correct errors, or make minor improvements to the Accounting Standards Codification. The amendments make the Accounting Standards Codification easier to understand and easier to apply by eliminating inconsistencies and providing clarifications. Most of the amendments in this Update did not require transition guidance and were effective upon issuance of this Update. The adoption of this update had no impact on the Company's financial position, results of operations, cash flows and accompanying footnote disclosures for any period presented.

Recent Accounting Pronouncements:

ASU 2015-11: In July 2015, the FASB issued ASU 2015-11, Simplifying the Measurement of Inventory. ASU 2015-11 simplifies the subsequent measurement of inventory by replacing today's lower of cost or market test with a lower of cost and net realizable value test. The guidance applies only to inventories for which cost is determined by methods other than last-in first-out (LIFO) and the retail inventory method (RIM). Entities that use LIFO or RIM will continue to use existing impairment models. The guidance is effective for public business entities for fiscal years beginning after December 15, 2016, and interim periods within those fiscal years. Early adoption is permitted, and the new guidance must be applied prospectively after the date of adoption. Management is in the process of assessing the impact of the new standard on the Partnership's consolidated financial position and performance.

ASU 2015-14: In May 2014, the FASB issued ASU 2014-09, Revenue from Contracts with Customers, which will supersede the current revenue recognition guidance and outlines a single comprehensive model for entities to use in accounting for revenue arising from contracts with customers. The ASU 2014-09 was amended by ASU 2015-14, Revenue from Contracts with Customers: Deferral of the Effective Date, which was issued in August 2015. Public entities can now elect to defer implementation of ASU 2014-09 to interim and annual periods beginning after December 15, 2017. Additionally, ASU 2015-14 permits early adoption of the standard but not before the original effective date, i.e. annual period beginning after December 15, 2016. The standard permits the use of either the retrospective or cumulative effect transition method. Furthermore, during 2016, the FASB issued ASU 2016-08, *Revenue from Contracts with Customers: Principal versus Agent Considerations (Reporting Revenue Gross versus Net)*, ASU 2016-11, *Revenue Recognition (Topic 605) and Derivatives and Hedging (Topic 815): Rescission of SEC Guidance Because of Accounting Standards Updates 2014-09 and 2014-16 Pursuant to Staff Announcements at the March 3, 2016 EITF Meeting*, ASU 2016-10 *Revenue from Contracts with Customers: Identifying Performance Obligations and Licensing*, ASU 2016-12 *Revenue from Contracts with Customers: Narrow-Scope Improvements and Practical Expedients*, and ASU 2016-20 *Technical Corrections and Improvements to Topic 606, Revenue from Contracts with Customers*, respectively, which clarify the guidance in ASU 2014-09. The amendments in these updates have the same effective date and transition requirements as the original standard. Based on current circumstances, the adoption of this new standard is not expected to have a material effect on the Partnership's future or historical financial position, results of operations or cash flows. In November 2016, the FASB issued ASU 2016-20- Technical Corrections and Improvements to Topic 606, Revenue from Contracts with Customers. The amendments in this Update cover a variety of Topics in the Codification related to the new revenue recognition standard (Accounting Standards Update No. 2014-09). The amendments in this Update represent changes to make minor corrections or minor improvements to the Codification that are not expected to have a significant effect on current accounting practice. The amendments in this Update affect the guidance in Update 2014-09, which is not yet effective. The effective date and transition requirements for the amendments are the same as the effective date and transition requirements for Topic 606 (and any other Topic amended by Update 2014-09).The Partnership will evaluate the impact that ASU 2014-09 and related amendments might have on its future consolidated financial statements, if relevant circumstances arise.

DYNAGAS LNG PARTNERS LP

Notes to the Consolidated Financial Statements
December 31, 2016

(Expressed in thousands of U.S. Dollars—except for unit and per unit data, unless otherwise stated)

2. Significant Accounting Policies and Recent Accounting Pronouncements (continued):

ASU 2016-01: In January 2016, the FASB issued ASU 2016-01, Financial Instruments- Overall (Subtopic 825-10): Recognition and Measurement of Financial Assets and Financial Liabilities. The amendments in this Update affect all entities that hold financial assets or owe financial liabilities and address certain aspects of recognition, measurement, presentation and disclosure of financial instruments. More precisely, the amendments in this Update i) require all equity investments to be measured at fair value with changes in the fair value recognized through net income (other than those accounted for under equity method of accounting or those that result in consolidation of the investee), ii) an entity to present separately in other comprehensive income the portion of the total change in the fair value of a liability resulting from a change in the instrument-specific credit risk when the entity has elected to measure the liability at fair value in accordance with the fair value option for financial instruments, iii) eliminate the requirement to disclose the fair value of financial instruments measured at amortized cost for entities that are not public business entities and the requirement for to disclose the method(s) and significant assumptions used to estimate the fair value that is required to be disclosed for financial instruments measured at amortized cost on the balance sheet for public business entities, iv) require public business entities to use the exit price notion when measuring the fair value of financial instruments for disclosure purposes and v) require separate presentation of financial assets and financial liabilities by measurement category and form of financial asset (that is, securities or loans and receivables) on the balance sheet or the accompanying notes to the financial statements. For public business entities, the amendments in this Update are effective for fiscal years beginning after December 15, 2017, including interim periods within those fiscal years. The amendments to the FASB Accounting Standards Codification prescribed in this Update are not expected to have a material effect on the Partnership's future financial position.

ASU 2016-02: In February 2016, the FASB issued ASU No. 2016-02, Leases (ASC 842), which requires lessees to recognize most leases on the balance sheet. This is expected to increase both reported assets and liabilities. The new lease standard does not substantially change lessor accounting. For public companies, the standard will be effective for the first interim reporting period within annual periods beginning after December 15, 2018, although early adoption is permitted. Lessees and lessors will be required to apply the new standard at the beginning of the earliest period presented in the financial statements in which they first apply the new guidance, using a modified retrospective transition method. The requirements of this standard include a significant increase in required disclosures. The Company is analyzing the impact of the adoption of this guidance on the Company's consolidated financial statements, including assessing changes that might be necessary to information technology systems, processes and internal controls to capture new data and address changes in financial reporting.

ASU 2016-13: In June 2016, the FASB issued ASU 2016-13- Financial Instruments - Credit Losses (Topic 326): Measurement of Credit Losses on Financial Instruments. ASU 2016-13 amends guidance on reporting credit losses for assets held at amortized cost basis and available for sale debt securities. For public entities, the amendments of this Update are effective for fiscal years beginning after December 15, 2019, including interim periods within those fiscal years. Early application is permitted. Management is in the process of assessing the impact of the amendment of this Update on the Company's consolidated financial position and performance.

DYNAGAS LNG PARTNERS LP

Notes to the Consolidated Financial Statements
December 31, 2016

(Expressed in thousands of U.S. Dollars—except for unit and per unit data, unless otherwise stated)

2. Significant Accounting Policies and Recent Accounting Pronouncements (continued):

ASU 2016-15: In August 2016, the FASB issued ASU 2016-15- Statement of Cash Flows (Topic 230): Clarification of Certain Cash Receipts and Cash Payments. This Update addresses eight specific cash flow issues and provides specific guidance in how certain cash receipts and cash payments should be presented and classified in the statement of cash flows under Topic 230 with the objective of reducing the current and potential future diversity in practice. The amendments in this Update are effective for public business entities for fiscal years beginning after December 15, 2017, and interim periods within those fiscal years. Early adoption is permitted, including adoption in an interim period. The amendments in this Update should be applied using a retrospective transition method to each period presented. This FASB standard Update is not expected to have a material effect on the Partnership's future or historical statements of cash flows; however, Management will assess such impact, if circumstances arise.

ASU 2016-18: In November 2016, the FASB issued ASU 2016-18- Statement of Cash Flows (Topic 230): Restricted Cash. The amendments in this Update require that a statement of cash flows explain the change during the period in the total of cash, cash equivalents, and amounts generally described as restricted cash or restricted cash equivalents. Therefore, amounts generally described as restricted cash and restricted cash equivalents should be included with cash and cash equivalents when reconciling the beginning-of-period and end-of-period total amounts shown on the statement of cash flows. The amendments in this Update do not provide a definition of restricted cash or restricted cash equivalents. The amendments in this Update are effective for public business entities for fiscal years beginning after December 15, 2017, and interim periods within those fiscal years. Management is in the process of assessing the impact of the amendment of this Update on the Company's consolidated statement of cash flows and accompanying footnote disclosures.

ASU 2017-01: In January 2017, the FASB issued ASU 2017-01 Business Combinations to clarify the definition of a business with the objective of adding guidance to assist entities with evaluating whether transactions should be accounted for as acquisition (or disposals) of assets or businesses. Under current implementation guidance the existence of an integrated set of acquired activities (inputs and processes that generate outputs) constitutes an acquisition of business. This ASU provides a screen to determine when a set of assets and activities does not constitute a business. The screen requires that when substantially all of the fair value of the gross assets acquired (or disposed of) is concentrated in a single identifiable asset or a group of similar identifiable assets, the set is not a business. This update is effective for public entities with reporting periods beginning after December 15, 2017, including interim periods within those years. The amendments of this ASU should be applied prospectively on or after the effective date. Early adoption is permitted, including adoption in an interim period 1) for transactions for which the acquisition date occurs before the issuance date or effective date of the ASU, only when the transaction has not been reported in financial statements that have been issued or made available for issuance and 2) for transactions in which a subsidiary is deconsolidated or a group of assets is derecognized that occur before the issuance date or effective date of the amendments, only when the transaction has not been reported in financial statements that have been issued or made available for issuance. This FASB standard Update is not expected to have a material effect on the Partnership's future or historical statements of cash flows; however, Management will assess such impact, if circumstances arise.

DYNAGAS LNG PARTNERS LP

Notes to the Consolidated Financial Statements
December 31, 2016

(Expressed in thousands of U.S. Dollars—except for unit and per unit data, unless otherwise stated)

3. Transactions with related parties:

During the years ended December 31, 2016, 2015 and 2014, the Partnership incurred the following charges in connection with related party transactions, which are included in the accompanying consolidated statements of income:

	Year ended December 31,		
	2016	2015	2014
Included in voyage expenses			
Charter hire commissions (a)	\$ 2,212	\$ 1,821	\$ 1,363
Included in general and administrative expenses			
Executive services fee (d)	\$ 595	\$ 599	\$ 803
Administrative services fee (e)	\$ 120	\$ 120	\$ 134
Management fees-related party			
Management fees (a)	\$ 5,999	\$ 4,870	\$ 3,566

As of December 31, 2016 and 2015 balances with related parties consisted of the following:

	Year ended December 31,	
	2016	2015
Assets:		
Working capital advances granted to the Manager (a)	\$ 878	\$ 460
Security deposits to Manager (a)	\$ 1,350	\$ 1,350
Liabilities included in Due to related party:		
Executive service charges due to Manager (d)	\$ 147	\$ —
Administrative service charges due to Manager (e)	\$ 30	\$ 30
Other Partnership expenses due to Manager	\$ 125	\$ 200
Total liabilities due to related party, current	\$ 302	\$ 230
Credit financing balance due to Sponsor (c)	\$ —	\$ 35,000
Total liabilities due to related party, non-current	\$ —	\$ 35,000

(a) Dynagas Ltd.

The Partnership's vessels have entered into vessel management agreements with Dynagas Ltd., a company beneficially owned by the Partnership's Chairman. Pursuant to the terms of these agreements, the Manager provides each vessel-owning entity of the Partnership with management services, including, but not limited to, commercial, technical, crew, accounting and vessel administrative services in exchange for an initial fixed daily management fee of \$2.5, for a period beginning upon each vessel's delivery and until the termination of the agreement. The management agreements initially terminate on December 31, 2020 and shall, thereafter, automatically be extended in additional eight-year increments if notice of termination is not previously provided by the Partnership's vessel-owning subsidiaries. Beginning on the first calendar year after the commencement of the vessel management agreements and each calendar year thereafter, the fees are adjusted upwards by 3% until expiration of the management agreement, subject to further annual increases to reflect material unforeseen costs of providing the management services, by an amount to be agreed between the Partnership and the Manager, and to be reviewed and approved by the Partnership's conflicts committee. Under the terms of the management agreements, the Manager charges the Partnership for any additional capital expenditures, financial costs, operating expenses for the vessels and general and administrative expenses of the vessel owning subsidiaries of the Partnership that are not covered by the management fees.

DYNAGAS LNG PARTNERS LP

**Notes to the Consolidated Financial Statements
December 31, 2016**

(Expressed in thousands of U.S. Dollars—except for unit and per unit data, unless otherwise stated)

3. Transactions with related parties (continued):

In each of the years ended December 31, 2016, 2015 and 2014, each vessel was charged with a daily management fee of \$2.7, \$2.7 and \$2.6, respectively. During years ended December 31, 2016, 2015 and 2014, management fees under the vessel management agreements amounted to \$5,999, 4,870 and \$3,566, respectively, and are separately reflected in the accompanying consolidated statements of income.

The management agreements also provide for:

- (i) a commission of 1.25% over charter-hire agreements arranged by the Manager and,
- (ii) a lump sum new-building supervision fee of \$700 for the services rendered by the Manager in respect of the construction of the vessel plus out of pocket expenses.

The agreements will terminate automatically after a change of control of the owners and/or of the owners' ultimate parent, in which case an amount equal to the estimated remaining fees, but in any case not less than for a period of 36 months and not more than 60 months, will become payable to the Manager. As of December 31, 2016, based on the maximum period prescribed in the management agreements up to the initial termination period and the basic daily fee in effect during the year ended December 31, 2016, such termination fee would be approximately \$23.9 million.

The management agreements also provide for an advance equal to three months daily management fee. In the case of termination of the management agreements, prior to their eight year term, by any reason other than Manager's default, the advance is not refundable. Such advances as of December 31, 2016 and 2015, amounted to \$1,350, and are separately reflected in Non-Current Assets as Due from related party in the accompanying consolidated balance sheets.

In addition, the Manager makes payments for operating expenses with funds provided by the Partnership. As of December 31, 2016 and 2015, amounts of \$878 and \$460, respectively, were due from the Manager in relation to these working capital advances granted to it.

(b) Loan from related party

On November 18, 2013, upon the completion of its IPO, the Partnership entered into an interest free \$30.0 million revolving credit facility with its Sponsor, with an original term of five years from the closing date, to be used for general Partnership purposes, including working capital. The facility may be drawn and be prepaid in whole or in part at any time during the life of the facility. No amounts have been drawn under the respective facility as of December 31, 2016 and 2015.

DYNAGAS LNG PARTNERS LP

Notes to the Consolidated Financial Statements

December 31, 2016

(Expressed in thousands of U.S. Dollars—except for unit and per unit data, unless otherwise stated)

3. Transactions with related parties (continued):

(c) Optional Vessel acquisitions from Sponsor/ Omnibus Agreement

On November 18, 2013, the Partnership entered into an agreement with its Sponsor (the "Omnibus Agreement") to govern among other things i) the terms and the extent the Partnership and the Sponsor may compete each other, ii) the procedures to be followed for the exercise of Partnership's options to acquire certain vessels offered by its Sponsor (the "Optional Vessels"), iii) certain rights of first offer to the Sponsor for the acquisition of LNG carriers from the Partnership and, iv) Sponsor's provisions of certain indemnities to the Partnership.

On April 12, 2016, the Partnership and its Sponsor entered into an amended and restated Omnibus Agreement, or the Amended Omnibus Agreement. In addition to restating the terms and provisions of the original Omnibus Agreement, the Amended Omnibus Agreement sets out the procedures to be followed for the exercise of the Partnership's option to acquire the Sponsor's ownership interest (which is currently 49.0%) in each of five joint venture entities, each of which owns a 172,000 cubic meter ARC 7 LNG carrier (or the "Additional Optional Vessels"), currently under construction.

On June 23, 2014 and September 25, 2014, the Partnership completed its drop down of two of the Optional Vessels (the *Arctic Aurora* and the *Yenisei River*, respectively) and their respective charters, for an aggregate cash consideration of \$492.5 million. The *Arctic Aurora* and *Yenisei River* acquisitions from the Partnership's Sponsor were accounted for as common control transactions, with the aggregate amount of \$88.1 million in excess of the assets' net book value recognized as preferential deemed dividend to the Sponsor (Note 9). On December 21, 2015, the Partnership completed the third dropdown from its Sponsor and acquired 100% of the ownership interests in the entity that owns and operates the *Lena River* for an aggregate purchase price of \$240.0 million, excluding costs to acquire. Following the Partnership's annual general meeting of limited partners (the "AGM") in October 2014, the respective transaction was no longer accounted for as a common control transaction, instead, the value of the asset and the time charter acquired were accounted for as an asset acquisition, since, at the time AGM, three of the five board members became electable by the common unitholders and as a result, the Partnership no longer accounts for vessel acquisitions from the Sponsor as transfers of equity interests between entities under common control.

At the closing date of the *Lena River* acquisition, the Sponsor provided a \$35.0 million interest free credit financing to the Partnership in respect of unsettled amounts in connection with the acquisition, which have been repaid by the Partnership early in January 2016, from the \$66.7 million remaining available funds drawn at the credit financing repayment date under a \$200 million senior term loan facility, dated December 17, 2015, (the "\$200 Million Term Loan Facility"), the initial proceeds of which were drawn in December 2015 in order to partially finance the respective acquisition (Note 5).

As of December 31, 2016, the Partnership retained the legal right, but not the obligation, pursuant to the Amended Omnibus Agreement, to purchase from its Sponsor four Optional Vessels, wholly owned by the Sponsor, whereas also retained the right, but not the obligation, to acquire the Sponsor's fractional 49% ownership interest in the Additional Optional Vessels.

DYNAGAS LNG PARTNERS LP

Notes to the Consolidated Financial Statements

December 31, 2016

(Expressed in thousands of U.S. Dollars—except for unit and per unit data, unless otherwise stated)

3. Transactions with related parties (continued):

(d) Executive Services Agreement

On March 21, 2014, the Partnership entered into an executive services agreement with its Manager with retroactive effect from the IPO closing date, pursuant to which the Manager provides the Partnership the services of its executive officers, who report directly to the Board of Directors. Under the agreement, the Manager is entitled to an executive services fee of €538 per annum (or \$567 on the basis of a Euro/US Dollar exchange rate of €1.0000/\$1.0536 at December 31, 2016), payable in equal monthly installments. The agreement has an initial term of five years and automatically renews for successive five year terms unless terminated earlier. During the years ended December 31, 2016, 2015 and 2014, executive services fees amounted to \$595, \$599 and \$803, respectively, and are included in general and administrative expenses in the accompanying consolidated statements of income.

(e) Administrative Services Agreement

On December 30, 2014 and with effect from the IPO closing date, the Partnership entered into an administrative services agreement with its Manager, according to which the Partnership is provided with certain financial, accounting, reporting, secretarial and information technology services, for a monthly fee of \$10, plus expenses, payable in quarterly installments. The agreement can be terminated upon 120 days' notice granted either by the Partnership's Board of Directors or by Dynagas. During the years ended December 31, 2016, 2015 and 2014, administrative service fees amounted to \$120, \$120 and \$134, respectively, and are included in general and administrative expenses in the accompanying consolidated statements of income.

4. Vessels, net:

The amounts in the accompanying consolidated balance sheets are analyzed as follows:

	<u>Vessel Cost</u>	<u>Accumulated Depreciation</u>	<u>Net Book Value</u>
Balance December 31, 2014	\$ 944,984	\$ (105,101)	\$ 839,883
—Vessel acquisitions and other additions to vessels' cost (Note 3(c))	220,661	—	220,661
—Depreciation	—	(24,387)	(24,387)
Balance December 31, 2015	\$ 1,165,645	\$ (129,488)	\$ 1,036,157
—Other additions to vessels' cost (Note 3(c))	1,855	—	1,855
—Depreciation	—	(30,395)	(30,395)
Balance December 31, 2016	\$ 1,167,500	\$ (159,883)	\$ 1,007,617

On December 17, 2015, the Partnership entered into a Share Purchase Agreement with its Sponsor for the acquisition of the *Lena River* and its attached time charter for an aggregate purchase price of \$240.0 million, \$220.0 million of which related to the value of the vessel acquired. The vessel was delivered to the Partnership on December 21, 2015 (Note 3(c)).

As of December 31, 2016, all vessels comprising the Partnership's fleet were first priority mortgaged as collateral to secure the Partnership's debt financing outstanding as of December 31, 2016, further discussed in Note 5.

DYNAGAS LNG PARTNERS LP

**Notes to the Consolidated Financial Statements
December 31, 2016**

(Expressed in thousands of U.S. Dollars—except for unit and per unit data, unless otherwise stated)

5. Long-Term Debt:

The amounts shown in the accompanying consolidated balance sheets are analyzed as follows:

Debt instruments	Borrowers-Issuers	As at December 31,	
		2016	2015
\$340.0 million Credit Facility	Pegasus-Lance-Seacrown-Fareastern	285,000	305,000
\$250.0 million Senior Unsecured Notes	Dynagas LNG Partners LP – Dynagas Finance Inc.	250,000	250,000
\$200 Million Term Loan Facility	Navajo- Solana	187,500	133,333
Total debt		\$ 722,500	\$ 688,333
Less deferred financing fees		(6,064)	(8,048)
Total debt, net of deferred finance fees		\$ 716,436	\$ 680,285
Less current portion, net of deferred financing fees		\$ (31,688)	\$ (27,467)
Long-term portion, net of deferred financing fees		\$ 684,748	\$ 652,818

\$340 million Senior Secured Revolving Credit Facility:

On June 19, 2014, certain subsidiaries of the Partnership entered into, on a joint and several basis, a Senior Secured Revolving Credit Facility (the "\$340 Million Credit Facility") with an affiliate of Credit Suisse in order to refinance the \$214.1 million outstanding under a previous credit facility with the same lender and to fund a portion of the purchase price for the *Arctic Aurora* acquisition. The \$340 Million Credit Facility is guaranteed by the Partnership, Dynagas Equity and Dynagas Operating and is secured by a first priority or preferred cross-collateralized mortgage on each of the *Amur River*, the *Ob River*, the *Clean Energy* and the *Arctic Aurora*, a specific assignment of the existing charters and a first assignment of earnings and insurances in relation to the vessels.

The facility bears interest at LIBOR plus a margin and is payable in 28 consecutive equal quarterly installments of \$5.0 million each and a balloon payment of \$200.0 million at maturity in March 2021.

The \$340 Million Credit Facility contains financial and other covenants that require the Partnership to maintain:

- a maximum ratio of total consolidated liabilities of the Partnership to its total consolidated market value adjusted total assets;
- a minimum interest coverage ratio;
- minimum consolidated liquidity of \$24.0 million;
- employ at least three vessels in the fleet on charters with a minimum initial term of at least three years at above breakeven costs; and
- a minimum hull cover ratio, being the ratio of the aggregate of the vessels' market values and the net realizable value of any additional security over the outstanding amount of the facility.

In addition, during the security period, as defined therein, the Sponsor, will be required to own, directly or indirectly, at least 30% of the outstanding voting interests of the Partnership (which shall include common and subordinated units of the Partnership) and 100% of the outstanding voting interests and limited liability company interests in the General Partner. Finally, the \$340 Million Credit Facility similarly restricts the Partnership from paying any distributions if an event of default occurs.

DYNAGAS LNG PARTNERS LP

Notes to the Consolidated Financial Statements
December 31, 2016

(Expressed in thousands of U.S. Dollars—except for unit and per unit data, unless otherwise stated)

5. Long-Term Debt (continued):

\$250 Million Senior Unsecured Notes due 2019

On September 15, 2014, the Partnership completed a public offering of \$250.0 million aggregate principal amount Senior Unsecured Notes offering due October 30, 2019, (the "Notes") with the purpose of funding the majority of the purchase price related to the *Yenisei River* acquisition. The Notes bear interest from the date of the original issue until maturity at a rate of 6.25% per year, payable quarterly in arrears on January 30, April 30, July 30 and October 30 of each year. As per the provisions of the Notes and the Indenture, the Partnership may issue from time to time, unlimited as to principal amount senior unsecured debentures, to be issued in one or more series. The Notes are unsubordinated unsecured obligations of the Partnership and are not redeemable at its option prior to maturity.

The Notes contain financial covenants that require the Partnership to:

- maintain aggregate free liquidity, which includes the minimum liquidity held under the \$340 Million Credit Facility of at least \$20.0 million;
- a maximum ratio expressed as a percentage of total borrowings to total book assets; and
- maintain a certain minimum net worth level.

On terms similar with the \$340 Million Credit Facility, the Notes restrict the Partnership from declaring or making any distributions if an event of default occurs.

\$200 Million Term Loan Facility

On December 17, 2015, Navajo and Solana, wholly owned subsidiaries of the Partnership, entered into, on a joint and several basis, a facility agreement with a group of lenders (ABN AMRO N.V., KFW IPEX-Bank GMBH and DNB ASA), with ABN Amro NV acting as agent, for a senior secured term loan facility of up to \$200.0 million (the "\$200 Million Term Loan Facility") to partially finance the *Lena River* acquisition further discussed in Note 3(c) and for working capital purposes. The financing agreement has a five year maturity profile and is split in two vessel tranches, one for each of the vessels owned by Navajo and Solana, respectively, with each tranche being for a maximum of \$100.0 million. The \$200 Million Term Loan Facility bears interest at LIBOR plus a margin. Each tranche is repayable in 20 consecutive quarterly installments of approximately \$1.56 million each and a balloon payment of \$68.8 million at maturity. On December 21, 2015, in connection with the *Lena River* acquisition, the Partnership drew down \$133.3 million from the \$200 Million Term Loan Facility, or \$66.65 million per borrowing entity, the first out of two advances of both vessel tranches. On January 5, 2016, the Partnership drew down the \$66.7 million available undrawn commitments, the second advance of both vessel tranches of the \$200 Million Term Loan Facility. Of these amounts, \$35.0 million was used on the same date to repay in full the credit financing provided by the Sponsor to the Partnership to acquire the *Lena River* (Note 3(c)). The \$200 Million Term Loan Facility is unconditionally and irrevocably guaranteed by Dynagas Partners and is secured, amongst other things, by a first priority cross-collateralized mortgage on each of the *Yenisei River* and the *Lena River*, a first priority specific assignment of the existing time charters, a first priority assignment of all insurances and earnings of the vessels and an assignment of any subsequent time charter of a duration of more than twelve months.

The \$200 Million Term Loan Facility contains financial and other covenants similar to those of the \$340 Million Credit Facility and the Notes that require the Partnership to maintain:

DYNAGAS LNG PARTNERS LP

Notes to the Consolidated Financial Statements
December 31, 2016

(Expressed in thousands of U.S. Dollars—except for unit and per unit data, unless otherwise stated)

5. Long-Term Debt (continued):

a maximum ratio of total consolidated liabilities of the Partnership to its total consolidated market value adjusted total assets;
a minimum interest coverage ratio;
minimum consolidated liquidity of at least \$25.0 million, which shall include the \$24.0 million minimum consolidated liquidity requirement imposed under the \$340 Million Credit Facility; and
a minimum asset cover ratio, on a per vessel basis, being the ratio of the vessel's market value and the net realizable value of any additional security over the outstanding amount of the relevant tranche.

The \$200 Million Term Loan Facility further imposes certain additional cash related restrictions that require the borrowing entities (Solana and Navajo) to:

maintain minimum liquidity of \$2.5 million on a per vessel basis; and
build up, by the third anniversary from drawdown date, a cash collateral reserve of \$7.5 million per vessel on a designated account by 33 and 31 equal monthly installments for each of the *Lena River* and the *Yenisei River*, respectively.

The \$200 Million Term Loan Facility contains customary general undertakings that require the Partnership to limit shareholder loans with respect to the borrowers up to maximum amount, restrict additional indebtedness with respect to the borrowers and ensure that the Sponsor always maintains, directly or indirectly, at least 30% of the outstanding voting interests of the Partnership. On terms similar with the \$340 Million Credit Facility and the Notes, the \$200 Million Term Loan Facility restricts the Partnership from paying any distributions if an event of default occurs.

The undrawn borrowing capacity under the Partnership's debt agreements as at December 31, 2016, and 2015, was nil and \$66.7 million, respectively.

As of December 31, 2016, the Partnership was in compliance with all financial covenants prescribed in its debt agreements.

The annual principal payments for the Partnership's outstanding debt arrangements as at December 31, 2016, required to be made after the balance sheet date were as follows:

Year ending December 31,	Amount
2017	\$ 32,500
2018	32,500
2019	282,500
2020	170,000
2021	205,000
2022 and thereafter	—
Total long-term debt	\$ 722,500

The Partnership's debt is denominated in U.S. dollars and, apart from the Notes which bear a fixed rate, bears floating interest rates. The weighted average interest rate on the Partnership's long-term debt for the years ended December 31, 2016, 2015 and 2014, was 4.4%, 4.5% and 3.8%, respectively.

DYNAGAS LNG PARTNERS LP

Notes to the Consolidated Financial Statements
December 31, 2016

(Expressed in thousands of U.S. Dollars—except for unit and per unit data, unless otherwise stated)

5. Long-Term Debt (continued):

Total interest incurred on long-term debt for the years ended December 31, 2016, 2015 and 2014, amounted to \$32,887, \$25,926 and \$13,338, respectively, and is included in Interest and finance costs (Note 11) in the accompanying consolidated statements of income. Commitment fees incurred for 2016, 2015 and 2014, amounted to \$2, \$15 and \$360, respectively. Such fees are included in Interest and finance costs (Note 11) in the accompanying consolidated statements of income.

6. Fair Value Measurements:

The following methods and assumptions were used to estimate the fair value of each class of financial instruments:

Cash and cash equivalents, trade accounts receivable, amounts due from/to related parties and trade accounts payable: The carrying values reported in the accompanying consolidated balance sheets for those financial instruments (except for the fair value of non-current portion of amounts due from related party) are reasonable estimates of their fair values due to their short-term nature. The carrying value of these instruments is separately reflected in the accompanying consolidated balance sheets. The fair value of non-current portion of amounts due from related party, determined through Level 3 inputs of the fair value hierarchy by discounting future cash flows using the Partnership's estimated cost of capital, is \$1,021 as of December 31, 2016, compared to its carrying value of \$1,350.

Long-term debt, restricted cash: The fair value of the loan facilities and associated restricted cash discussed in Note 5 approximate their recorded value due to the variable interest rates payable. The Notes have a fixed rate and their estimated fair value, determined through Level 2 inputs of the fair value hierarchy (quoted price in over-the-counter market), is approximately \$240.8 million as of December 31, 2016, compared to its carrying value of \$250.0 million.

A fair value hierarchy that prioritizes the inputs used to measure fair value has been established by Generally Accepted Accounting Principles. The hierarchy gives the highest priority to unadjusted quoted prices in active markets for identical assets or liabilities (Level 1 measurement) and the lowest priority to unobservable inputs (Level 3 measurement). This hierarchy requires entities to maximize the use of observable inputs and minimize the use of unobservable inputs. The three levels of inputs used to measure fair value are as follows:

Level 1: Unadjusted quoted prices in active markets that are accessible at the measurement date for identical, unrestricted assets or liabilities;

Level 2: Observable inputs other than quoted prices included in Level 1, such as quoted prices for similar assets and liabilities in active markets; quoted prices for identical or similar assets and liabilities in markets that are not active; or other inputs that are observable or can be corroborated by observable market data;

Level 3: Unobservable inputs that are supported by little or no market activity and that are significant to the fair value of the assets or liabilities.

DYNAGAS LNG PARTNERS LP

Notes to the Consolidated Financial Statements

December 31, 2016

(Expressed in thousands of U.S. Dollars—except for unit and per unit data, unless otherwise stated)

7. Time charters acquired:

In December 2015, upon the acquisition of the *Lena River* (Note 3(c)), the Partnership paid for the value of the time charter contract attached to the *Lena River* in excess of the purchase price of the vessel acquired. As a result, the Partnership recognized an intangible asset of \$20.0 million which represents the fair value of the favorable time charter acquired, at the time of acquisition.

For the year ended December 31, 2016 and 2015, the amortization of the above market acquired time charter related to the *Lena River* acquisition amounted to \$7,268 and \$218, respectively and is included in Voyage revenues in the accompanying consolidated statements of income. As of December 31, 2016 and 2015, accumulated amortization amounted to \$7,486 and \$218, respectively. The unamortized portion of the respective intangible asset as of December 31, 2016 and 2015, amounting to \$12,514 and \$19,782, respectively is presented under "Above-market acquired time charter contract" in the accompanying consolidated balance sheet and will be amortized to revenues through the expected remaining term of the respective charter contract as follows:

Year ending December 31,	Amount
2017	\$ 7,247
2018	5,267
Total	\$ 12,514

8. Commitments and Contingencies:

(a) Long-term time charters:

In January 2016, the Partnership, through its wholly owned vessel owning subsidiaries, entered into long-time charter contracts with Yamal Trade Pte. ("Yamal") for the employment of the *Yenisei River* and the *Lena River*. Each of the new charters has an initial term of 15 years, with one year delivery windows starting January 1, 2019 and June 30, 2019, respectively which may be extended by the charterer for three consecutive periods of up to five years each. The charter parties provide for a daily charter hire rate, comprised of a fixed "capex element" and a variable "opex element". In each successive year, the opex element will be subject to adjustment, based on the vessel's budgeted operating expenditures for the relevant year. Each of these time charter contracts is subject to the satisfaction of certain conditions, which, if not satisfied, or waived by the charterer, may result in their cancellation before or after the charter term commences, in which case the Partnership will not receive the contracted revenues thereunder.

In March 2016, the Partnership, through one of its wholly owned vessel owning subsidiaries, entered into a time charter contract with an affiliate of the Gazprom Group, for the *Ob River*, for a firm charter period of 10 years. Concurrently with the entering into the new *Ob River* charter, the Partnership amended its existing charter for the *Ob River*, to extend its firm duration from the third quarter of 2017 to the second quarter of 2018, on identical terms, at which time the new *Ob River* charter will take effect.

In October 2016, the Partnership, through one of its wholly owned subsidiaries, entered into a multi-year time-charter contract with an affiliate of the Gazprom Group for the *Clean Energy* for a firm period of seven years and nine months. The *Clean Energy* is expected to commence employment under this charter in July 2018.

DYNAGAS LNG PARTNERS LP

**Notes to the Consolidated Financial Statements
December 31, 2016**

(Expressed in thousands of U.S. Dollars—except for unit and per unit data, unless otherwise stated)

8. Commitments and Contingencies (continued):

The Partnership's future minimum contractual charter revenues under its non-cancelable long-term time charter contracts, including the *Yenisei River* and *Lena River* charter contracts with Yamal, discussed above, aggregating to \$800.7 million, as of December 31, 2016, gross of brokerage commissions, without taking into consideration any assumed off-hire (including those arising out of periodical class survey requirements), are as analyzed below:

Year ending December 31,	Amount
2017	\$ 145,714
2018	105,676
2019	102,664
2020	116,582
2021	116,089
2022 and thereafter	1,004,632
Total	\$ 1,591,357

(b) Other:

Various claims, suits, and complaints, including those involving government regulations and product liability, arise in the ordinary course of the shipping business. In addition, losses may arise from disputes with charterers, agents, insurance and other claims with suppliers relating to the operations of the Partnership's vessels. Currently, management is not aware of any such claims not covered by insurance or contingent liabilities, which should be disclosed, or for which a provision should be established in the accompanying consolidated financial statements. The Partnership accrues for the cost of environmental liabilities when management becomes aware that a liability is probable and is able to reasonably estimate the probable exposure. Currently, management is not aware of any such claims or contingent liabilities, which should be disclosed, or for which a provision should be established in the accompanying consolidated financial statements. The Partnership is covered for liabilities associated with the individual vessels' actions to the maximum limits as provided by Protection and Indemnity (P&I) Clubs, members of the International Group of P&I Clubs.

(c) Technical and Commercial Management Agreement:

As further disclosed in Note 3, the Partnership has contracted the commercial, administrative and technical management of its vessels to Dynagas Ltd., the Manager. For the commercial services provided under this agreement, the Partnership pays a commission of 1.25% over the charter-hire revenues arranged by the Manager, which will survive the termination of the agreement under all circumstances until the termination of each charter party in force at the time of termination. The estimated commission payable to the Manager over the minimum contractual charter revenues, discussed under (a) above, is \$19.9 million. For vessel administrative and technical management fees, the Partnership currently pays a daily management fee of \$2.7 per vessel (Note 3(a)). Such management fees for the period from January 1, 2017, to the initial expiration of the agreements on December 31, 2020, adjusted for 3% inflation as per agreement, are estimated to be \$25.8 million and are analyzed as follows:

Year ending December 31,	Amount
2017	\$ 6,162
2018	6,347
2019	6,537
2020	6,752
Total	\$ 25,798

DYNAGAS LNG PARTNERS LP

Notes to the Consolidated Financial Statements

December 31, 2016

(Expressed in thousands of U.S. Dollars—except for unit and per unit data, unless otherwise stated)

9. Partners' Equity:

Common Units Offering: On June 18, 2014, the Partnership completed a public follow-on offering of 5,520,000 common units, including the full exercise of the underwriters' over-allotment option to purchase up to 720,000 common units. The net proceeds from the offering amounted to \$120.5 million and were used to fund the acquisition of the *Arctic Aurora* (Note 3(c)). Simultaneously with the closing of this offering, the Partnership issued 5,526 General Partner units to the Sponsor to allow it to maintain its 0.1% general partner interest for which the Partnership received \$126. No other common unit offerings occurred since then.

Preferred Units Offering: On July 20, 2015, the Partnership concluded an underwritten public offering of the 3,000,000 9% Series A Preferred Units, representing limited partner interests in the Partnership, at a liquidation preference of \$25.00 per unit. The Partnership received from this offering \$72.3 million, net of underwriting discount of \$2.4 million and offering expenses incurred of \$0.3 million and used those proceeds to finance the *Lena River* acquisition (Note 3(c)).

As of December 31, 2016 and 2015, the Partnership had 20,505,000 common units, 14,985,000 subordinated units, 3,000,000 Series A Preferred Units and 35,526 general partner units issued and outstanding.

Common, Subordinated and General Partner unit distribution provisions:

The partnership agreement provides for minimum quarterly distributions of a specified dollar amount to the extent there is sufficient cash from operations after establishment of cash reserves and payment of fees and expenses, including payments to the General Partner.

In general, during the subordination period, the Partnership pays quarterly cash distributions in the following manner:

first, 99.9% to the holders of common units and 0.1% to the General Partner, until each common unit has received a minimum quarterly distribution of a specified dollar amount plus any arrearages from prior quarters;

second, 99.9% to the holders of subordinated units and 0.1% to the General Partner, until each subordinated unit has received a minimum quarterly distribution of a specified dollar amount; and

third, 99.9% to all unitholders, pro rata, and 0.1% to the General Partner, until each unit has received an aggregate distribution of a specified dollar amount.

After the subordination period, the Partnership will pay distributions in the following manner:

first, 100% to the holders of common units and to the General Partner in accordance with their relative percentage interests, until there has been distributed in respect of each common unit an amount equal to the minimum quarterly distribution of a specified dollar amount; and

second, 100% to the holders of common units and to the General Partner in accordance with their relative percentage interests, until each unit has received an aggregate distribution of a specified dollar amount.

DYNAGAS LNG PARTNERS LP

**Notes to the Consolidated Financial Statements
December 31, 2016**

(Expressed in thousands of U.S. Dollars—except for unit and per unit data, unless otherwise stated)

9. Partners' Equity (continued):

The percentage allocations of available cash from operating surplus among the common and subordinated unitholders, the General Partner and the holders of the incentive distribution rights up to the various target distribution levels is illustrated below:

	Total Quarterly Distribution Target Amount	Unitholders	General Partner	Holders of IDRs
Minimum Quarterly Distribution	\$0.365	99.9%	0.1%	0.0%
First Target Distribution	up to \$0.420	99.9%	0.1%	0.0%
Second Target Distribution	above \$0.420 up to \$0.456	85.0%	0.1%	14.9%
Third Target Distribution	Above \$0.456 up to \$0.548	75.0%	0.1%	24.9%
Thereafter	above \$0.548	50.0%	0.1%	49.9%

Under the partnership agreement, the holder of the incentive distribution rights in the Partnership, which is currently the General Partner, assuming that there are no cumulative arrearages on common unit distributions, has the right to receive an increasing percentage of cash distributions after the first target distribution.

Preferred Units distribution and redemption provisions:

Distributions on the Series A Preferred Units are cumulative from the date of original issue and are payable quarterly on February 12, May 12, August 12 and November 12, of each year, subject to the discretion of the Partnership's Board of Directors. Distributions are payable out of amounts legally available at a distribution rate of 9.00% per annum of the stated liquidation preference.

Any time on or after August 12, 2020, the Series A Preferred Units may be redeemed, in whole or in part, at the issuer's option, out of amounts legally available thereof, at a redemption price of \$25.00 per unit plus an amount equal to all accumulated and unpaid distributions thereon to the date of redemption.

The Series A Preferred Units represent perpetual equity interests in the Partnership, unlike the Partnership's indebtedness, do not give rise to a claim for payment of a principal amount at a particular date. The Series A Preferred Units rank senior to the Partnership's common units and to each other class or series of limited partner interests or other equity established after the original issue date of the Series A Preferred Units that is not expressly made senior to or on a parity with the Series A Preferred Units as to payment of distributions. The Series A Preferred Units rank junior to all of the Partnership's indebtedness.

Common, subordinated and preferred unit distributions:

On January 14, 2015, the Board of Directors declared a cash distribution in respect of the fourth quarter of 2014 of \$0.4225 per common and subordinated unit, or \$15.0 million, which was paid on February 12, 2015, to all unitholders of record as of February 5, 2015.

On April 16, 2015, the Board of Directors approved a quarterly cash distribution, in respect of the quarter ended March 31, 2015, of \$0.4225 per common and subordinated unit, or \$15.0 million, which was paid on May 12, 2015, to all unitholders of record as of May 5, 2015.

DYNAGAS LNG PARTNERS LP

Notes to the Consolidated Financial Statements
December 31, 2016

(Expressed in thousands of U.S. Dollars—except for unit and per unit data, unless otherwise stated)

9. Partners' Equity (continued):

On July 22, 2015, the Board of Directors approved a quarterly cash distribution, for the quarter ended June 30, 2015, of \$0.4225 per common and subordinated unit, or \$15.0 million, which was paid on August 13, 2015, to all unitholders of record as of August 6, 2015.

On October 21, 2015, the Board of Directors approved a quarterly cash distribution, for the quarter ended September 30, 2015 of \$0.4225 per common and subordinated unit, or \$15.0 million which was paid on November 12, 2015, to all unitholders of record as of November 5, 2015.

On October 21, 2015, the Partnership's Board of Directors further approved the first prorated cash distribution on the Series A Preferred units, for the period from July 20, 2015 to November 11, 2015, which was paid on November 12, 2015, to all preferred unitholders of record as of November 5, 2015.

On January 19, 2016, the Partnership's Board of Directors approved a quarterly cash distribution in respect of the fourth quarter of 2015 of \$0.4225 per common and subordinated unit, or \$15.0 million which, on February 12, 2016, was paid to all unitholders of record as of February 5, 2016.

At the same date, the Board of Directors further declared a cash distribution of \$0.5625 per unit on its Series A Preferred Units for the period from November 12, 2015 to February 11, 2016. The cash distribution was paid on February 12, 2016, to all Series A preferred unitholders of record as of February 5, 2016.

On April 19, 2016, the Board of Directors approved a quarterly cash distribution, in respect of the first quarter of 2016 of \$0.4225 per common and subordinated unit, or \$15.0 million which, on May 12, 2016, was paid to all unitholders of record as of May 5, 2016.

At the same date, the Board of Directors further declared a cash distribution of \$0.5625 per unit on its Series A Preferred Units for the period from February 12, 2016 to May 11, 2016. The cash distribution was paid on May 12, 2016, to all Series A preferred unitholders of record as of May 5, 2016.

On July 1, 2016, the Board of Directors approved a quarterly cash distribution, for the second quarter of 2016 of \$0.4225 per common and subordinated unit, or \$15.0 million which, on July 19, 2016, was paid to all unitholders of record as of July 12, 2016.

On July 22, 2016, the Partnership's Board of Directors further declared a cash distribution of \$0.5625 per unit on its Series A Preferred Units for the period from May 12, 2016 to August 11, 2016. The cash distribution was paid on August 12, 2016 to all Series A preferred unitholders of record as of August 5, 2016.

On October 1, 2016, the Board of Directors approved a quarterly cash distribution, for the third quarter of 2016 of \$0.4225 per common and subordinated unit, or \$15.0 million which, on October 18, 2016, was paid to all unitholders of record as of October 11, 2016.

On October 20, 2016, the Partnership's Board of Directors further declared a cash distribution of \$0.5625 per unit on its Series A Preferred Units for the period from August 12, 2016 to November 11, 2016. The cash distribution will be paid on or about November 12, 2016, to all Series A preferred unitholders of record as of November 5, 2016.

DYNAGAS LNG PARTNERS LP

Notes to the Consolidated Financial Statements
December 31, 2016

(Expressed in thousands of U.S. Dollars—except for unit and per unit data, unless otherwise stated)

9. Partners' Equity (continued):

General Partner and Sponsor Distributions:

On June 23, 2014 and September 25, 2014, upon acquisition from the Partnership's Sponsor of the *Arctic Aurora* and the *Yenisei River* (Note 3(c)), the purchase price in excess of the vessels' book value at the date of each transaction, aggregating to \$88.1 million, was considered a preferential deemed dividend to the Sponsor and was allocated to Partner's equity in accordance with the number of units held by the Sponsor.

During the years ended December 31, 2016, 2015 and 2014, the Partnership paid to its General Partner and holder of the incentive distribution rights in the Partnership an amount of \$127, \$130 and \$44, respectively.

10. Earnings per Unit:

The Partnership calculates earnings per unit by allocating distributed and undistributed net income/ (losses) for each period to common, subordinated and general partner units, after adjusting for the effect of preferred distributions, only to the extent that they are earned. Any undistributed earnings for the period are allocated to the various unitholders based on the distribution waterfall for cash available for distribution specified in Dynagas Partners' partnership agreement, as generally prescribed in Note 9 above. Where distributions relating to the period are in excess of earnings, the deficit is also allocated according to the cash distribution model. The sum of the distributed amounts and the allocation of the undistributed earnings or deficit to each class of unitholders is divided by the weighted average number of units outstanding during the period. Diluted earnings per unit, if applicable, reflects the potential dilution that could occur if potentially dilutive instruments were exercised, resulting in the issuance of additional units that would then share in the Partnership's net earnings. The Partnership had no dilutive instruments in the years ended December 31, 2016, 2015 and 2014.

The calculations of the basic and diluted earnings per common unit are presented below:

	Year ended December 31,		
	2016	2015	2014
Partnership's Net income	\$ 66,854	\$ 60,050	\$ 50,561
<i>Less:</i>			
Net Income attributable to preferred unitholders	6,750	3,019	—
Net Income attributable to subordinated unitholders	25,323	24,028	22,170
General Partner's interest in Net Income	129	125	68
Net income attributable to common unitholders	\$ 34,652	\$ 32,878	\$ 28,323
Weighted average number of common units outstanding, basic and diluted	20,505,000	20,505,000	17,964,288
Earnings per common unit, basic and diluted	\$ 1.69	\$ 1.60	\$ 1.58

DYNAGAS LNG PARTNERS LP

Notes to the Consolidated Financial Statements

December 31, 2016

(Expressed in thousands of U.S. Dollars—except for unit and per unit data, unless otherwise stated)

11. Interest and Finance Costs:

The amounts in the accompanying consolidated statements of income are analyzed as follows:

	Year ended December 31,		
	2016	2015	2014
Interest expense (Note 5)	\$ 32,887	\$ 25,926	\$ 13,338
Amortization of deferred financing fees	1,984	1,545	785
Commitment fees (Note 5)	2	15	360
Other	118	488	41
Total	\$ 34,991	\$ 27,974	\$ 14,524

12. Taxes:

Under the laws of the countries of the companies' incorporation and / or vessels' registration, the companies are not subject to tax on international shipping income; however, they are subject to registration and tonnage taxes, which are included in Vessel operating expenses in the accompanying consolidated statements of income. In addition, effective January 1, 2013, each foreign flagged vessel managed in Greece by Greek or foreign ship management companies is subject to Greek tonnage tax, under the laws of the Greek Republic. The technical manager of the Partnership's vessels, Dynagas Ltd., an affiliate (Note 3(a)) which is established in Greece under Greek Law 89/67 is responsible for the filing and payment of the respective tonnage tax on behalf the Partnership. These tonnage taxes for the years ended December 31, 2016, 2015 and 2014, amounted \$339, \$270 and \$245, respectively and are included in Vessel operating expenses in the accompanying consolidated statements of income.

Pursuant to the Internal Revenue Code of the United States (the "Code"), U.S. source income from the international operations of ships is generally exempt from U.S. tax if the Partnership operating the ships meets both of the following requirements, (a) the Partnership is organized in a foreign country that grants an equivalent exception to corporations organized in the United States and exempts the type of income earned by the vessel owing Partnership and (b) either (i) more than 50% of the value of the Partnership's stock is owned, directly or indirectly, by individuals who are "residents" of the Partnership's country of organization or of another foreign country that grants an "equivalent exemption" to corporations organized in the United States (50% Ownership Test) or (ii) the Partnership's stock is "primarily and regularly traded on an established securities market" in its country of organization, in another country that grants an "equivalent exemption" to United States corporations, or in the United States (Publicly-Traded Test). Additionally, the Partnership must meet all of the documentation requirements as outlined in the regulations.

The Partnership and each of its subsidiaries expects to qualify for this statutory tax exemption for the 2016, 2015 and 2014 taxable years, and the Partnership takes this position for United States federal income tax return reporting purposes. In the absence of an exemption under Section 883, based on its U.S. source Shipping Income, the Partnership would be subject to U.S. federal income tax of approximately \$15 for the year ended December 31, 2014, \$42 for the year ended December 31, 2015 and \$51 for the year ended December 31, 2016.

DYNAGAS LNG PARTNERS LP

Notes to the Consolidated Financial Statements
December 31, 2016

(Expressed in thousands of U.S. Dollars—except for unit and per unit data, unless otherwise stated)

13. Subsequent Events:

- (a) **Fourth quarter of 2016 common and subordinated unit distribution:** On January 1, 2017, the Board of Directors unanimously approved a quarterly cash distribution, for the fourth quarter of 2016 of \$0.4225 per common and subordinated unit, or \$15.0 million which, on January 19, 2017, was paid to all unitholders of record as of January 11, 2017.
- (b) **Quarterly Series A Preferred Units distribution:** On January 19, 2017, the Partnership's Board of Directors further declared a cash distribution of \$0.5625 per unit on its Series A Preferred Units for the period from November 12, 2016 to February 11, 2017. The cash distribution was paid on February 13, 2017 to all Series A preferred unitholders of record as of February 5, 2017.
- (c) **Conversion of Sponsor's Subordinated Units into Common Units:** On January 23, 2017, pursuant to the provisions defined and set forth in the Partnership's Third Amended and Restated Limited Partnership Agreement (the "Partnership Agreement"), the Partnership's subordination period expired and, accordingly, the Sponsor's 14,985,000 issued and outstanding subordinated units representing limited partner interests were converted on a one-for-one basis into common units. The Partnership Agreement prescribes that, upon the expiration of the subordination period, arrearages in the payment of the minimum quarterly distribution on the common units from prior quarters no longer accrue and that the subordinated units participate pro rata with other common units in distributions of available cash. Following this conversion, the Sponsor currently owns 15,595,000 common units, representing a 43.9% interest in the Partnership, excluding its General Partner interest. No cash consideration was paid in connection with this conversion.