

ANNUAL REPORT 2018



RBR GROUP
Limited

CORPORATE DIRECTORY

Directors	<p>Ian Macpherson <i>Executive Chairman</i></p> <p>Richard Carcenac <i>Chief Executive Officer & Executive Director</i></p> <p>Paul Graham-Clarke <i>Non-Executive Director</i></p>	Auditor	Butler Settineri (Audit) Pty Limited Unit 16, 1 st Floor 100 Railway Road Subiaco Western Australia 6008
Company Secretary	Patrick Soh	Share Registry	Security Transfer Australia 770 Canning Highway Applecross Western Australia 6153 Telephone: (08) 9315 2333 Facsimile: (08) 9315 2233 Email: registrar@securitytransfer.com.au
Principal Registered Office	<p>Level 2, 33 Colin Street West Perth Western Australia 6005</p> <p>Po Box 534 West Perth Western Australia 6872</p> <p>Telephone: (08) 9214 7500 Facsimile: (08) 9214 7575 Email: info@rbrgroup.com.au Website: www.rbrgroup.com.au</p>	Stock Exchange	The Company's shares are quoted on the Australian Stock Exchange. The Home Exchange is Perth.
		ASX Code	RBR - ordinary shares

CONTENTS

Chairman's Letter	1
Letter from the CEO	3
Directors' Report	12
Directors' Declaration	19
Auditor's Independence Declaration	20
Statement of Comprehensive Income	21
Statement of Financial Position	22
Statement of Changes in Equity	23
Statement of Cash Flows	24
Notes to Financial Statements	25
Directors' Declaration	49
Independent Auditor's Report	50
ASX Additional Information	55



CHAIRMAN'S LETTER

Dear Shareholder,

I'm pleased to report to you on what has been a successful, albeit challenging, year for your Company.

During the 12 months to 30 June 2018, RBR continued to make substantial progress towards its goal of being a leading provider of training, recruitment and labour hire services to the LNG construction boom about to unfold in Mozambique.

Around 50,000 workers are expected to be required for the construction of the Mozambican LNG projects, which have a total estimated capital cost of US\$50 billion.

Your Company has taken significant steps during the past year to ensure it is well-positioned to take full advantage of what we foresee as huge demand for the services we can offer.

As part of this strategy, we have established sound relationships with the relevant Mozambican Government agencies, international contractors and aid groups.

At the same time, we have laid the foundations which will ensure we have the core competencies and resources needed to maximise our ability to capitalise on the opportunities which are expected to flow from construction of the LNG projects.

RBR already holds a labour broking licence from the Mozambican Government. This is central to RBR's labour supply aspirations.

During the year, RBR also gained access to over 110,000 Mozambican job-seekers, giving it a substantial database from which it can draw potential workers.

At the time of writing, RBR had just completed an accreditation audit by the UK's Engineering Construction Industry Training Board (ECITB). Formal accreditation is still in process however expected in the near term.

Global petroleum giant Anadarko, which owns one of the Mozambican LNG projects, has stipulated that all workers contracted to its project must hold internationally-recognised qualifications, with ECITB qualifications identified as being most suitable for the local workforce. There is an expectation that the other major project proponents, ExxonMobil and Eni, will adopt the same standard. This means ECITB accreditation would leave RBR strongly positioned to capitalise on the significant training and labour hire opportunities which will flow from the LNG boom.

To address the need for capital to fund our anticipated growth RBR has announced that it is seeking to raise up to \$1.5 million via the issue of Convertible Notes.

The proceeds of the Convertible Note issue, which is subject to shareholder approval, will be used to purchase equipment for training activities, further enhance local capabilities by recruiting Mozambican staff with key skills and upgrade IT systems.

Based on publicly available information, RBR expects the first of the two onshore LNG projects to secure a positive Final Investment Decision around March 2019. We also anticipate that some contracts will be issued in the months leading up to that decision.

As you would appreciate, RBR has no influence in the timing of these matters, despite the Company's progress ultimately being linked to them.



CHAIRMAN'S LETTER (Continued)

All we can do is to take all possible measures to ensure we are well-positioned to meet the labour and training demands as they emerge.

Finally, I would like to thank our staff and all those who have assisted the Company across our operations over the past year. It has been an exceptional team effort in progressing RBR to this stage and I look forward to reporting to you regularly as we continue our preparations for what promises to be a significant opportunity for the Company and its shareholders.

A handwritten signature in black ink, appearing to read 'I. Macpherson', with a long horizontal flourish extending to the right.

Ian Macpherson



LETTER FROM THE CEO

Dear Shareholder,

As Chief Executive of your Company, I am pleased to report to you on the strong progress we have made over the past year as we seek to capitalise on the opportunities which are expected to stem from the emerging LNG industry in Mozambique.

Our focus in the past financial year has been on building on the capabilities which will enable us to deliver our vision – **“To be the leading provider of local and expatriate staffing solutions to the US\$50 billion Mozambique LNG construction boom. We will recruit, train and supply skilled, fit-for-work staff to our clients every day”**.

Mozambique is rapidly shaping up as a major LNG producer based on the discovery of vast quantities of high-quality gas in the Rovuma Basin off the northern Cabo Delgado province. Put into context, enough gas has been discovered to supply the USA’s total demand for about seven years.

Despite this bounty, progress on starting construction has been slower than expected, with only one LNG project having reached the Final Investment Decision (FID) stage in the past year or so. This delay is due mainly to the various financial, infrastructure and logistical issues in the country.

The Eni-operated 3.4Mtpa Coral South offshore floating LNG (FLNG) project is the first to achieve financial approval. The US\$8.6 billion facility is currently under construction in South Korea. First gas is anticipated in 2022, with BP signing an agreement to purchase the entire production of LNG over the next 20 years. Coral South will be the first FLNG facility in Africa and only the third globally.

Three mega on-shore projects are under development or consideration, with total capital expenditure anticipated to exceed US\$50 billion and requiring up to 50,000 workers on site at peak construction.

These projects are:

- An Anadarko-led, two train onshore LNG plant with total nameplate capacity of 12.88Mtpa. This cornerstone project paves the way for significant future expansion of up to 50Mtpa. This project will also supply initial volumes of approximately 100 million cubic feet of natural gas per day (MMCFD) for domestic use in Mozambique. Anadarko publications indicate that its Mozambique LNG project should create 15,000 direct jobs and 685,000 indirect jobs and that the company is working “to ensure revenues from the project will be used to generate significant benefits for the Government and the nation’s citizens, providing opportunities for poverty reduction, infrastructure improvements, and education and training”. Anadarko’s FID is expected around the end of the first quarter in 2019, with first gas pencilled in for 2023/24;
- The ExxonMobil-led project is even larger than Anadarko’s. Exxon intends to construct two supertrains of 7.6Mtpa each, being the world’s biggest liquefaction units outside Qatar. Exxon and Anadarko will share onshore infrastructure in the Afungi LNG park. Its FID is anticipated around the middle of 2019, with first gas expected in 2024;
- Shell has completed a feasibility study for a US\$5 billion gas-to-liquids (GTL) plant and is in the concept selection stage. Despite being the global leader in this technology, its key challenge is securing supply of gas feedstock to the GTL plant. Without access to any in-house production in Mozambique, Shell will rely on output from one of the other LNG facilities. The commencement of these projects and signing the relevant sales-purchase agreements will, in turn, dictate the timing of Shell’s FID. On the positive side, many of the logistical, infrastructure and skilled workforce issues should have been resolved by the time Shell considers its FID.

In the case of the Anadarko-led LNG project in Mozambique, four major “early works” capital projects have already been approved to enable construction to start as soon as the FID is made.

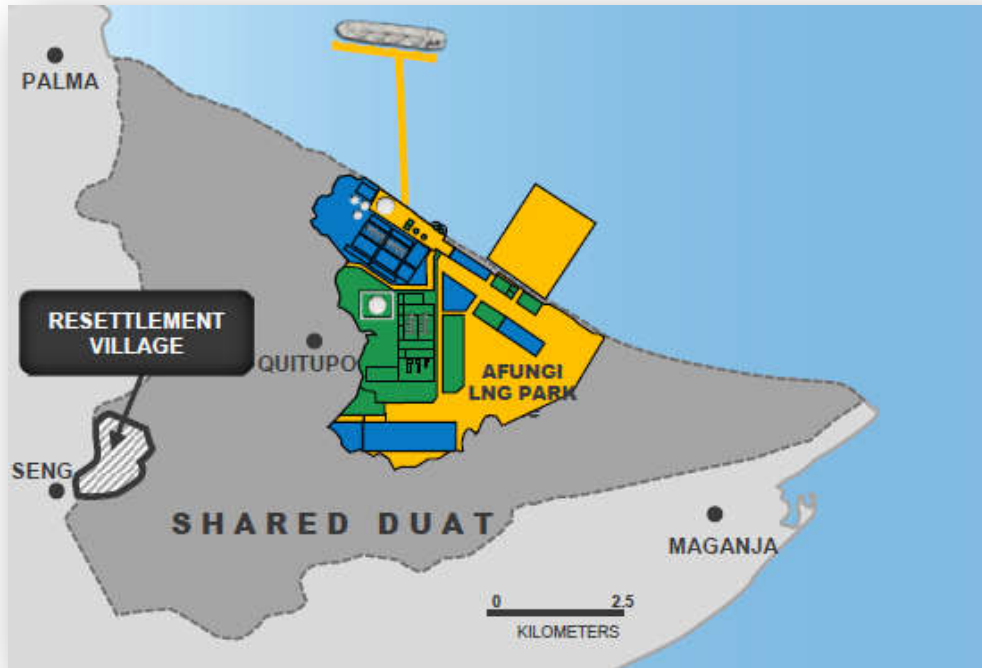


LETTER FROM THE CEO (Continued)

These early works capital projects are:

1. The construction of a sealed road between Palma and Afungi;
2. The construction of an airstrip in Afungi;
3. Delivery of the Anadarko camp. The first containers are at sea; and
4. Increasing capacity of housing for construction workers from 400 to 1,150 beds.

The above capital projects are in addition to resettling the 1,500 families who live in the Afungi area where the LNG facilities will be built. This resettlement process started earlier this year.



Above: The Afungi Peninsula in Mozambique Cabo Delgado province. Source: Anadarko

Major construction work for the onshore projects is expected to start in the first half of next calendar year, meaning contracts will be issued in coming months.



Above: Works relating to the Resettlement of Afungi locals. Source: Anadarko



LETTER FROM THE CEO (Continued)

Anadarko has recently issued several public calls for “Expression of Interest” for the supply of services. These include: global employment services (applications closed on 13 July 2018); marine warranty survey services (closed on 13 August 2018); global staffing services (closed on 7 September 2018); consultancy services for project management, project engineering, and construction engineering activities for the EPC onshore construction of the Mozambique LNG plant and loading facility (closed on 10 September 2018); global human resource readiness support (closed on 14 September 2018); and provision of Mozambique standards certification program (closed on 16 October 2018).

There is an expectation that the Mozambican Government will mandate a local content quota of between 10% and 25% of the total capital expenditure, with press articles suggesting a final level of around 18% being likely. Mozambique produces very little in terms of industrial goods, with the bulk of local content expenditure likely to be labour-related (training and workers’ wages) and logistics.

RBR is perfectly positioned to play a key role in training and providing this local labour.

Anadarko has stated that it expects to spend about US\$2.5 billion with Mozambican-owned or registered companies in Mozambique over the five-year period of the construction of the plant. The Project has already contracted goods and services estimated at US\$850 million over the past five years.

In June 2018, Mozambique’s President Nyusi announced that Anadarko would recruit, in the coming months, more than five thousand workers, mainly young people from the district of Palma, Cabo Delgado, for construction of its LNG plant. According to President Nyusi, the US firm will soon present a corresponding recruitment plan to the Government. “It was at our request because we have to know the type of workforce that the company intends to recruit, to train young people who can access employment opportunities in the company,” the President said.

Anadarko has stipulated that all workers contracted to its project must hold internationally-recognised qualifications, with the UK’s Engineering Construction Industry Training Board’s (ECITB) qualifications identified as being most suitable for the local workforce. There is an expectation that the other major project proponents, ExxonMobil and Eni, will adopt the same standard.

Since establishing operations in Mozambique, RBR believes it has put in place all the elements required to achieve its vision “to be the leading provider of local and expatriate staffing solutions to the US\$50 billion Mozambique LNG construction boom”.

Executing this vision involves achieving several key objectives. They are:

- Identifying potential recruits who are willing and able to work in the targeted sectors. Mozambique has stringent local content requirements which state that up to 19 locals must be employed for each expatriate and local recruitment must also be prioritised based on proximity to the workplace, i.e. opportunities must be offered to local communities ahead of people living in other provinces or distant locations. RBR has secured access to over 110,000 Mozambican job-seekers (with potential to expand this further), arguably the largest consolidated database in Mozambique from which to source potential workers;
- Ensuring the local employees have the skills required for the job. Mozambique has no established qualification framework so the developers of the LNG projects have stipulated that all workers must have internationally-recognised qualifications before commencing work. RBR’s training entity Futuro Skills is able to assess the competency of individuals against international standards and, subject to securing ECITB accreditation (which was well advanced at the time of writing), award a recognised international qualification, as well as provide training in the skills which will be in high demand by the project developers;



LETTER FROM THE CEO (Continued)

- Recording and maintaining the qualifications and competencies of all our workers in our database;
- Enabling employers to inspect a candidate's training and competency assessment records at any time. To this end, RBR developed the innovative **FuturoCARD™** portable training record;
- Supplying skilled staff to our clients. This can be done in one of two ways: through a recruitment and placement service, where the client employs the candidate directly and pays a recruitment fee, or through a labour hire arrangement where RBR employs the candidate and hires them to the client with a margin. This service can only be offered by companies which hold a labour broking licence, as is the case for Futuro People (previously referred to as PacMoz);
- Supplying the abovementioned skilled staff in the required numbers and with the desired range of skills/experience, will require a significant number of skilled expatriates to be employed, at least until the capabilities of the local workforce reasonably matches the expatriate workforce. Futuro People, with its labour broking licence and visa/immigration capabilities, is able to provide this service. However, RBR does not have an extensive database of suitable skilled expatriates of its own, so an alliance has been put in place with a leading international recruitment organisation to service this need;
- All the above needs to take place at multiple locations, with on-the-ground support for the workforce. RBR's network of offices and association with leading Mozambican logistics company, LBH Mozambique, provides a strong geographic footprint from which to grow its services.

MOZAMBIQUE CAPABILITY	STATUS
Labour Broking Licence Very few issued, and long lead time to acquire	✓
Database of Skilled Labour Over 110,000 Mozambicans	✓
Skills Training & Assessment Already the premier provider	✓
ECITB Accreditation Application underway	Expected during October 2018
Intellectual Property Innovative FuturoCARD™ training record	✓
Adequate Facilities Upgrade and expand in northern Mozambique	Well established in Maputo. Require capital for expansion in northern Mozambique
Visas & Immigration Have in-house capability	✓
In-country network 14 staff, 3 offices Established relationships with key industry participants	✓

Above: RBR is systematically acquiring all the capabilities essential to success in Mozambique



LETTER FROM THE CEO (Continued)

During the financial year, RBR further streamlined the Mozambican business into two operating units, Futuro People and Futuro Skills.

- **Futuro People** delivers all aspects of RBR's labour services and associated business support. The core activities include recruitment, placement and labour hire, visas and immigration services, HR support and payroll administration. Futuro People holds the labour broking licence;
- **Futuro Skills** manages everything relating to skills and competencies in the workforce. It holds a training licence and recently completed an accreditation audit by the UK's Engineering Construction Industry Training Board (ECITB) to become an approved provider of its internationally-recognised qualifications. Futuro Skills offers a comprehensive portfolio of training courses, with a focus on workplace health and safety, and technical trades including scaffolding, rigging, non-critical welding, pipe-fitting and steel erecting. We also provide trainer training at multiple levels and various soft skills essential to workplace productivity such as communication, leadership, mentoring and time management.

RBR has built an enviable reputation in Mozambique for the quality of its services, securing contractual work with top-tier international companies such as: South32's Mozal aluminium smelter; Grindrod's Terminal De Carvão da Matola (TCM) which operates the coal terminal in Maputo; Hytec, a subsidiary of Bosch Rexroth, the world-leading hydraulic, pneumatic and automation products, repairs and services supplier; MPDC, the operator of the Port of Maputo; and Swisscontact, the business-oriented foundation for international development cooperation which operates in 36 countries.

The Port of Mocimboa da Praia, situated 80km from Afungi (where the LNG projects are being developed), received its first project-related vessel on 13 June 2018, transporting a crane and container in preparation for handling the first cargoes of cement arriving for the LNG projects.



Above: Mocimboa da Praia – First cargo delivery



LETTER FROM THE CEO (Continued)

In anticipation of this vessel at Mocimboa da Praia, RBR completed safety and risk awareness training for 36 stevedores and general workers under a contract with Zona Norte, which operates the port. The logistics agents for the cargoes, LBH Mozambique, appointed RBR as a single-source supplier and the stevedores have now completed unloading of the second large barge of cranes being imported for the site. The third barge for the site will deliver housing units and a shipping schedule for cement and housing is confirmed for the next five months. RBR-trained stevedores will be handling all these cargoes but it importantly signifies a significant ramp up of commercial activity and major stakeholders beginning to take key construction equipment to site.

A potential camp and training centre facility for RBR has now been identified in Palma, within 5 kilometres of the Afungi site.



Above: Mocimboa da Praia – Second cargo delivery

While Mozambique is central to our business strategy, we have extended our reach into Guinea in West Africa, which is another emerging resources-driven market with significant needs in terms of skilled local labour.

RBR has established a joint venture entity with Guinean labour services firm SEPIS Sarl (SEPIS) to provide holistic labour services to support the requirements of industry in the country. The JV entity is named Futuro Skills Guinea (FSG) and owned 60% by RBR and 40% by SEPIS.

An MoU has been signed with the *Office National de Formation et de Perfectionnement Professionnels* (ONFPP), the government department responsible for training and professional development in Guinea, recognising FSG and stating that, where possible, the joint venture entity will work with ONFPP to develop nationally accredited training programs and standards.

Under Guinean legislation, companies employing 10 or more staff are required to pay an amount equal to 1.5% of their gross payroll into a national fund to be used for skills training. This fund is administered by the ONFPP.

The ONFPP has also given an undertaking to promote FSG amongst companies seeking training services in Guinea. At an introductory meeting with the President of the Guinea Chamber of Mines, the need for skills development proposed under the FSG venture was confirmed.



LETTER FROM THE CEO (Continued)

THE WAY FORWARD

The strong progress made by RBR during the past financial year has left it well-placed to supply the major LNG projects planned for Mozambique. We have strengthened our team and significantly improved our facilities and technology.

These Mozambique onshore LNG projects could create employment opportunities collectively worth more than US\$1 billion a year in salaries.

RBR's capabilities in Mozambique give the Company a significant point of difference. Other labour providers focus on recruiting "work-ready" candidates but do not have RBR's capacity to develop their own workforce with internationally-recognised qualifications.

While maintaining our focus on Mozambique, we will continue to target other emerging markets with similarly strict local content laws and lower levels of education, primarily in Africa. The recent recovery in commodity prices should help to drive resource development activity – and therefore demand for our services – in markets of this kind.

The key risks to RBR remain unchanged, and are:

- Recruiting and retaining staff of a calibre required to deliver our vision as the business grows;
- Growing RBR's capacity at the required pace and extending its network of facilities in Mozambique to meet future demand;
- Securing future business, including the timing and value of these contracts. The LNG Project schedules are out of RBR's control.

To support this strong growth potential, the Company intends to issue unsecured Convertible Notes to institutional, sophisticated and professional investors to raise up to A\$1.5 million.

The net proceeds of the issue of the Convertible Notes will be used to:

- Purchase equipment for training activities;
- Enter into lease/rental agreements on training facilities in the north of the country near the LNG construction sites;
- Further enhance local capabilities by recruiting Mozambican staff with key skills;
- Upgrade IT systems ahead of business growth;
- General working capital purposes.

I believe RBR has an outstanding future and will increasingly unlock the value of what it has created as the Mozambican LNG industry gathers pace.

Thank you very much for your support.

A handwritten signature in black ink, appearing to read 'Richard Carcenac'.

Richard Carcenac



AUSTRALIAN JOINT VENTURE INTERESTS

Yindarlgooda Area

RBR retains interests in the Peters Dam Joint Venture and the Yindarlgooda Joint Venture at the Yindarlgooda Area located east of Kalgoorlie in Western Australia.

The Yindarlgooda Area comprises approximately 190km² of granted and tenure and 76km² in applications centred 55km east of Kalgoorlie. The region contains gold, base metal and iron occurrences.

The projects are held under two joint ventures; the Peters Dam Joint Venture with Silver Lake Resources Limited ("Silver Lake") as managers, and Yindarlgooda Joint Venture with Newmont Exploration Limited ("Newmont"), also managers.

Peters Dam Joint Venture (Silver Lake Resources Limited 71% (RBR diluting))

In July 2009, RBR entered into the Peters Dam joint venture with Integra Mining Ltd (later to become Silver Lake), covering 20km² of RBR tenements at the southern end of the Yindarlgooda area adjacent to Silver Lake's Salt Creek gold deposit. Silver Lake has expended \$2.1 million exploring the project area and earned a 70% equity.

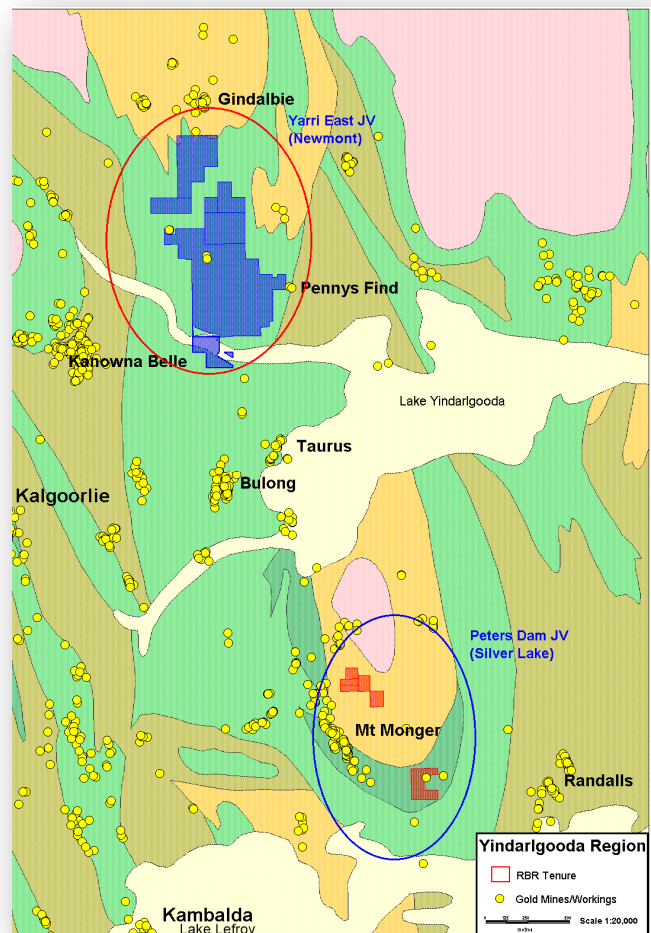
No drilling or sampling work was conducted by Silver Lake during the reporting period due to a reduction in its exploration budget.

Yindarlgooda Joint Venture (Newmont Exploration Limited Earning, RBR 100%)

In July 2017 RBR signed a Joint Venture Agreement with Newmont over the 170km² Yindarlgooda Project tenements (as well as 76km² held under application) located 32km northeast of Kalgoorlie, Western Australia. Newmont has the opportunity to earn up to 70% in the Yindarlgooda joint venture tenements through expenditure of \$2 million.

The Yindarlgooda Joint Venture covers a 28km strike length of gold prospective stratigraphy between the Mt Monger-Bulong (15km south) and Gindalbie (4km north) gold mining centres, and is just 600m from the Penny's Find Gold Mine.

Newmont has conducted a soil sampling program on 1km x 1km centres and defined several anomalies (both in gold and pathfinder elements) that will be followed up by closer spaced infill soil sampling in Q4 2018. Pending continued success, drill programs are planned for 2019.





FINANCIAL REPORT
For the year ended
30 June 2018



DIRECTORS' REPORT

The Directors present their report on RBR Group Limited ("RBR") and the entities it controlled at the end of and during the year ended 30 June 2018.

DIRECTORS

The names and details of the Directors of RBR during the financial year and until the date of this report are:

Ian Macpherson – *B.Comm., CA*
Executive Chairman
Appointed 18 October 2010

Mr Macpherson is a Chartered Accountant with over forty years experience in the provision of financial and corporate advisory services. Mr Macpherson was formerly a partner at Arthur Anderson & Co managing a specialist practice providing corporate and financial advice to the mining and mineral exploration industry.

In 1990, Mr Macpherson established Ord Partners (later to become Ord Nexia) and has specialised in the area of corporate advice with particular emphasis on capital structuring, equity and debt raising, corporate affairs and Stock Exchange compliance for public companies in the mining and industrial areas. He has further been involved in numerous asset acquisitions and disposal engagements. Ord Nexia merged with MGI Perth in October 2010 and Mr Macpherson continued in a consulting role with the merged group until November 2011.

He has acted in the role of Director and Company Secretary for a number of entities and is currently a Non-Executive Director of Red 5 Limited (15 April 2014 to present).

Former Directorships: Non-Executive (Deputy) Chairman of Avita Medical Ltd (5 March 2008 to 16 January 2016).

Mr Macpherson is a Member of the Institute of Chartered Accountants in Australia, the Australian Institute of Company Directors and past member of the Executive Council of the Association of Mining Exploration Companies (WA) Inc.

Richard Carcenac – *B.Sc. Eng. (Civil), MBA*
Chief Executive Officer and Executive Director
Appointed 16 June 2015

Mr Carcenac is a civil engineer with an MBA who has over 20 years experience working for international mining houses including Anglo American and BHP Billiton in a variety of roles in Australia, South Africa, Switzerland and The Netherlands.

The majority of his career was spent in marketing and operations, and included board appointments at Ingwe Collieries Ltd (the South African coal subsidiary of BHP Billiton Ltd) and the Richards Bay Coal Terminal Company Ltd. Mr Carcenac's most recent position was as General Manager of BHP Billiton Worsley Alumina's Boddington Bauxite Mine in Western Australia.

Paul Graham-Clarke – *B.Sc. (Tokyo)*
Non-Executive Director
Appointed 16 December 2015

Mr Graham-Clarke has 37 years of foreign exchange and commodity experience in the United Kingdom working for public listed companies, a UK Hedge fund and a private UK commodity company in an executive capacity. He has significant experience in company strategic turnarounds, leading large and small management teams, and the restructuring of business divisions. He was formerly Managing Director of Foreign Exchange at ICAP (part of ICAP's Global Broking business, which is now the conglomerate TPIcap) and Managing Director of London Commodity Brokers.

Mr Graham-Clarke was born in South Africa and educated both there and in Japan where he received his Bachelor of Science degree. Predominantly UK-based in the latter part of his career, he maintains a significant business network and access into the UK financial markets.

Ian Buchhorn – *B.Sc. (Hons), Dipl. Geosci (Min. Econ), MAusIMM (Non-Executive Director, Appointed 19 August 2005, Resigned 19 April 2018).*

David Fyfe – *B.Elect. Eng. (Hons), GAICD (Non-Executive Director, Appointed 18 December 2017, Resigned 13 June 2018).*



DIRECTORS' REPORT (Continued)

COMPANY SECRETARY

Patrick Soh – *B.Bus., CPA.*

Appointed 29 November 2016

Mr Soh has 20 years of experience in financial strategies, analysis and governance with some of Australia's most successful companies across multiple industry sectors. Mr Soh has extensive experience in financial risk foresight including on major projects using lead performance indicator techniques and the design of risk-based management programs and behaviours.

Mr Soh's experience as CFO and Company Secretary in ASX listed corporations, brings the same advanced strategies and vast industry knowledge to his work with small to medium enterprises. In addition to traditional corporate accounting services, Mr Soh has proven expertise in business improvement through integrating financial strategy and planning with leadership development, business systems, and organisational culture and capacity.

Sam Middlemas, B.Com., PGrad DipBus., CA (Resigned as Company Secretary on 29 November 2016).

PRINCIPAL ACTIVITIES

The principal activities of the Consolidated Entity during the financial year focused on Mozambique. The group operates via subsidiaries Pac Moz, Lda ("PacMoz"), Futuro Skills Mozambique, Lda ("Futuro Skills") and Futuro Business Services, Lda in the provision of labour, training and professional services in Mozambique. The Australian business maintains its mineral exploration and development assets, primarily in Western Australia (refer to the review of operations and activities below), and owns a Registered Training Organisation.

DIVIDENDS

No dividend has been paid since the end of the previous financial year and no dividend is recommended for the current year.

REVIEW OF OPERATIONS AND ACTIVITIES

RBR's strategy remains unchanged and is focused on: the further growth of its business base; establishing itself as a leading service provider to the resources, construction and oil & gas sectors; and leveraging its position with a watching brief on mineral resource opportunities. As the mining sector recovers globally, the company is optimistic regarding the business opportunities before it.

To achieve its financial objectives, RBR has the following key strategic priorities:

Growing RBR's position and capabilities in Mozambique

RBR prepares to capitalise on the impending US\$50 billion LNG construction boom in Mozambique. The giant LNG projects, one of which will be built by the Anadarko-led consortium and the other by the ExxonMobil-led consortium, are expected to present their respective decision makers with their FID in 2019. These projects will be amongst the largest investments ever in Africa, and certainly the largest investment in Mozambique. RBR, through its local subsidiaries, is perfectly positioned for the labour element.

Futuro Skills has continued to grow revenues through securing both new and repeat contracts with tier-one companies in-country, strengthening its position as the premier provider of training in Mozambique.

RBR has expanded its network of potential Mozambican job seekers by more than 100,000 people through database agreements with local companies. The databases now accessible to RBR comprise job seekers with a range of education standards, training and work experience.

Growing the business in Africa

The need for training of indigenous people for participation in the labour market is not confined to Mozambique. RBR's goal is to secure similar contracts in other African countries to grow the business and reduce portfolio risk by diversifying its revenue streams by commodity and country.

RBR has commenced its African expansion in Guinea, West Africa with the establishment of a Joint Venture company with Guinean labour services firm SEPIS, named Futuro Skills Guinea (FSG). FSG is now licensed as a training provider, and is seeking to create a "Mining Centre of Excellence" in the bauxite-rich Boké region.

The strategy in Guinea is to replicate RBR's successful Mozambique model, establishing a pool of work-ready, skilled locals and creating a skills database managed by FSG. The JV company would then be the primary provider of employees to the mining industry via placement or labour broking services, which would attract a fee.



DIRECTORS' REPORT (Continued)

Maintaining RBR's position in Australia

RBR's has maintained its exploration portfolio interests in Australia via joint ventures with tier-one and mid-tier gold sector companies. Our major project is the Yindarlgooda gold project located east of Kalgoorlie. The company executed a Farm-in Agreement with Newmont Exploration Pty Ltd (Newmont) in 2017 pursuant to which Newmont is required, under a multi-phase program to invest up to approximately A\$2 million to earn a 75% equity stake in the project. The Farm-in Agreement allows RBR to retain exposure to exploration success whilst retaining focus and capital for the development and growth of its services sector.

Corporate and Financial Position

As at 30 June 2018 the Consolidated Entity had cash reserves of \$341,920 (2017: \$339,084). The net loss for the year was \$1,423,464 (2017: \$1,078,031) including a non-cash impairment charge of \$150,000 (2017: \$124,618).

Risk Management

The Board is responsible for the oversight of the Consolidated Entity's risk management and control framework. Responsibility for control and risk management is delegated to the appropriate level of management with the Chief Executive Officer having ultimate responsibility to the Board for the risk management and control framework.

Areas of significant business risk to the Consolidated Entity are presented to the Board by the Chief Executive Officer each year.

Arrangements put in place by the Board to monitor risk management include monthly reporting to the Board in respect of operations and the financial position of the Consolidated Entity.

EARNINGS/LOSS PER SHARE

	2018	2017
	Cents	Cents
Basic loss per share	(0.24)	(0.26)
Diluted loss per share	(0.24)	(0.26)

SIGNIFICANT CHANGES IN THE STATE OF AFFAIRS

RBR transitioned the ASX listing classification of the Company from a "mining exploration entity" to a standard industrial listing, effective from the 30 September 2017. The reclassification, which reflects the evolution in RBR's business focus from mineral exploration to labour services, will provide greater clarity for existing shareholders and investors on the Company's operating activities, and better align periodic reporting requirements with underlying operations.

In the opinion of the Directors there were no other significant changes in the state of affairs of the Consolidated Entity that occurred during the financial year under review.

OPTIONS OVER UNISSUED CAPITAL

Unlisted Options

During the financial year and to the date of this report there were no new options issued to Directors or Staff.

Since 30 June 2018 and up until the date of this report there have been no further options issued to Directors or Staff.

As at the date of this report there were no unissued ordinary shares of the Company under option.

No person entitled to exercise any option has or had, by virtue of the option, a right to participate in any share issue of any other body corporate.

CORPORATE STRUCTURE

RBR Group Limited (ACN 115 857 988) is a Company limited by shares that was incorporated on 19 August 2005 and is domiciled in Australia.



DIRECTORS' REPORT (Continued)

EVENTS SUBSEQUENT TO THE REPORTING DATE

There has not arisen since the end of the financial year any item, transaction or event of a material and unusual nature likely, in the opinion of the Directors of the Consolidated Entity to affect substantially the operations of the Consolidated Entity, the results of those operations or the state of affairs of the Consolidated Entity in subsequent financial years except for the following:

- On 23 July 2018, the Company announced that it had expanded its network of potential Mozambican job seekers by more than 100,000 people through database agreements with local companies.

LIKELY DEVELOPMENTS AND EXPECTED RESULTS OF OPERATIONS

RBR is maintaining a focus on the resource sectors in Africa and Asia-Pacific, developing and growing the business units described in the "Review of Operations and Activities" (page 3), and developing the client base and revenues.

ENVIRONMENTAL REGULATION AND PERFORMANCE

The Consolidated Entity holds various exploration licences to regulate its exploration activities in Australia. These licences include conditions and regulations with respect to the rehabilitation of areas disturbed during the course of its exploration activities. So far as the Directors are aware there has been no known breach of the Consolidated Entity's licence conditions and all exploration activities comply with relevant environmental regulations.

INFORMATION ON DIRECTORS

As at the date of this report the Directors' interests in shares and unlisted options of the Consolidated Entity are as follows:

Directors	Ordinary Shares	Performance Rights	Unlisted Options
Ian Macpherson Executive Chairman Appointed 18 October 2010	39,300,001	-	-
Richard Carcenac Chief Executive Officer and Executive Director Appointed 16 June 2015	27,121,210	7,500,000	-
Paul Graham-Clarke Non-Executive Director Appointed 16 December 2015	16,435,564	-	-

Note: As announced on the 20 June 2018 directors will be applying for 9 million shares at \$0.007 to raise an additional \$63,000. Allotment of shares (with free attaching options) pursuant to the application by directors will be subject to, and conditional upon, shareholder approval at a general meeting, at a date to be advised.

DIRECTORS' MEETINGS

The number of meetings of the Consolidated Entity's Directors held in the period each Director held office during the financial year and the numbers of meetings attended by each Director were:

Director	Board of Directors' Meetings	
	Meetings Attended	Meetings held while a director
I Macpherson	4	4
R Carcenac	4	4
I Buchhorn (Resigned 19 April 2018)	3	4
D Fyfe (Appointed 18 December 2017, resigned 13 June 2018)	2	2
P Graham-Clarke	4	4



DIRECTORS' REPORT (Continued)

REMUNERATION REPORT

Recommendation 8.1 of the *ASX Corporate Governance Council's Corporate Governance Principles and Recommendations (2nd edition)* states that the Board should establish a Remuneration Committee. The Board has formed the view that given the number of Directors on the Board, this function could be performed just as effectively with full Board participation. Accordingly, it was resolved that there would be no separate Board sub-committee for remuneration purposes.

This report details the amount and nature of remuneration of each Director of the Consolidated Entity and executive officers of the Consolidated Entity during the year.

Overview of Remuneration Policy

The Board of Directors is responsible for determining and reviewing compensation arrangements for the Directors and the executive team. The broad remuneration policy is to ensure that remuneration properly reflects the relevant person's duties and responsibilities, and that the remuneration is competitive in attracting, retaining and motivating people of the highest quality. The Board believes that the best way to achieve this objective is to provide the Managing Director (or equivalent) and the Executive Team with a remuneration package consisting of a fixed and variable component that together reflects the person's responsibilities, duties and personal performance. An equity based remuneration arrangement for the Board and the Executive Team is in place. The remuneration policy is to provide a fixed remuneration component and a specific equity related component, with no performance conditions. The Board believes that this remuneration policy is appropriate given the stage of development of the Consolidated Entity and the activities which it undertakes and is appropriate in aligning Director and executive objectives with shareholder and business objectives.

The remuneration policy in regard to setting the terms and conditions for the Chief Executive Officer has been developed by the Board taking into account market conditions and comparable salary levels for companies of a similar size and operating in similar sectors.

Directors receive a superannuation guarantee contribution required by the government, which is currently 9.5% per annum and do not receive any other retirement benefits. Some individuals, however, can choose to sacrifice part or all of their salary to increase payments towards superannuation.

All remuneration paid to Directors is valued at cost to the Consolidated Entity and expensed. Options are valued using either the Black-Scholes methodology or the Binomial model. In accordance with current accounting policy the value of these options is expensed over the relevant vesting period.

Non-Executive Directors

The Board policy is to remunerate Non-Executive Directors at market rates for comparable companies for time, commitment and responsibilities. The Board determines payments to the Non-Executive Directors and reviews their remuneration annually, based on market practice, duties and accountability. Independent external advice is sought when required. The maximum aggregate amount of fees that can be paid to Non-Executive Directors is subject to approval by shareholders at a General Meeting. The annual aggregate amount of remuneration paid to Non-Executive Directors was approved by shareholders on 7 November 2006 and is not to exceed \$200,000 per annum. Actual remuneration paid to the Consolidated Entity's Non-Executive Directors is disclosed below notwithstanding the approved maximum of \$200,000 and the policy of fair remuneration, Non-Executive Directors have accepted significantly reduced remuneration fees in light of the restricted working capital position of the company as it builds its business units. Remuneration fees for Non-Executive Directors are not linked to the performance of the Consolidated Entity. However, to align Directors' interests with shareholder interests, the Directors are encouraged to hold shares in the Consolidated Entity.

Senior Executives and Management

The Consolidated Entity aims to reward executives with a level of remuneration commensurate with their position and responsibilities within the Consolidated Entity so as to:

- Reward executives of the Consolidated Entity and individual performance against targets set by reference to appropriate benchmarks;
- Reward executives in line with the strategic goals and performance of the Consolidated Entity; and
- Ensure that total remuneration is competitive by market standards.

Structure

Remuneration consists of the following key elements:

- Fixed remuneration; and
- Issuance of performance rights.



DIRECTORS' REPORT (Continued)

Fixed Remuneration

Fixed remuneration consists of base remuneration (which is calculated on a total cost basis including any employee benefits e.g. motor vehicles) as well as employer contributions to superannuation funds.

The level of fixed remuneration is set so as to provide a base level of remuneration which is both appropriate to the position and is competitive in the market.

Remuneration packages for the staff who report directly to the Managing Director (or equivalent) are based on the recommendation of the Managing Director (or equivalent), subject to the approval of the Board in the annual budget setting process.

Service Agreement

Mr Richard Carcenac was appointed Chief Executive Officer and an Executive Director on 16 June 2015. A summary of his employment contract is as follows:

- Term of agreement – Ongoing, subject to termination and notice periods;
- Base Salary, \$250,000 including superannuation;
- The following performance rights were issued on 27 November 2015;
 - 7,500,000 Class 1 performance rights subject to meeting specific performance criteria achieved within 24 months;
 - 7,500,000 Class 2 performance rights subject to meeting specific performance criteria achieved within 36 months; and
- Termination of employment by either party requires 3 month's written notice.

Details of the nature and amount of each element of the remuneration of each Director and Executive Officer of RBR Group Limited paid/accrued during the year are as follows:

	Short-term Benefits		Post Employment	Equity Compensation	Total
	Base Salary/Fees \$	Motor Vehicle/Bonus \$	Superannuation Contributions \$	Options \$	
2017/2018					
Directors					
I Macpherson – Executive Chairman	76,606	-	3,478	-	80,084
R Carcenac – Chief Executive Officer ⁽ⁱ⁾	228,311	-	21,690	87,375	337,376
I Buchhorn – Non-Executive ⁽ⁱⁱ⁾	18,750	-	-	-	18,750
D Fyfe – Non-Executive ⁽ⁱⁱⁱ⁾	5,000	-	475	-	5,475
P Graham-Clarke – Non-Executive	20,000	-	-	-	20,000
Executives					
P Soh - Company Secretary ^(iv)	57,235	-	-	-	57,235
2016/2017					
Directors					
I Macpherson – Executive Chairman	75,939	-	3,478	-	79,417
R Carcenac – Chief Executive Officer	228,311	-	21,690	-	250,001
I Buchhorn – Non-Executive	25,000	-	-	-	25,000
Paul Graham-Clarke – Non-Executive	10,000	-	-	-	10,000
Executives					
P Soh - Company Secretary	58,409	-	-	-	58,409
S Middlemas - Company Secretary ^(v)	7,810	-	-	-	7,810

Notes:

- Mr Carcenac had 7,500,000 performance rights vest on the 16 March 2018, amount included as per original independent valuation.
- Mr Buchhorn resigned as Non-Executive Director on the 19 April 2018.
- Mr Fyfe was appointed Non-Executive Director on the 18 December 2017 and resigned on the 13 June 2018.
- Mr Soh was appointed as Company Secretary from 29 November 2016.
- Mr Middlemas resigned as Company Secretary on 29 November 2016.

Other than the Directors and Executive Officers disclosed above there were no other Executive Officers who received emoluments during the financial year ended 30 June 2018.



DIRECTORS' REPORT (Continued)

Share-based compensation

The terms and conditions of each grant of options affecting remuneration in this or future reporting periods are as follows:

	Granted Number	Terms & Conditions for each Grant				
		Date of Grant	Date of Vesting	Option Value (\$)	Exercise Price (\$)	Expiry Date
Performance Rights						
R Carcenac Class 2	7,500,000	27 Nov 2015	Refer (i) below	0.0035	N/A	26 Nov 2019

Notes:

- (i) Rights subject to performance criteria prior to 26 November 2018; the Company's market capitalisation averaging over a period of 30 consecutive trading days a daily average of not less than \$8,000,000; and consolidated gross income of the Company and its revenue exceeding \$2,000,000; and Mr Carcenac completing 24 months of continuous employment with the Company.

There were no amounts payable on the issue of the options, and there are no performance conditions attached. All options previously issued are now fully vested and are exercisable at any time. When exercisable, each option is convertible into one ordinary share of RBR Group Limited.

INDEMNIFYING OFFICERS AND AUDITOR

During the year the Company paid an insurance premium to insure certain officers of the Consolidated Entity. The officers of the Consolidated Entity covered by the insurance policy include the Directors named in this report.

The Directors and Officers Liability insurance provides cover against all costs and expenses that may be incurred in defending civil or criminal proceedings that fall within the scope of the indemnity and that may be brought against the officers in their capacity as officers of the Consolidated Entity. The insurance policy does not contain details of the premium paid in respect of individual officers of the Consolidated Entity. Disclosure of the nature of the liability cover and the amount of the premium is subject to a confidentiality clause under the insurance policy.

The Consolidated Entity has not provided any insurance for an auditor of the Consolidated Entity.

AUDITORS' INDEPENDENCE DECLARATION

Section 370C of the *Corporations Act 2001* requires the Consolidated Entity's auditors Butler Settineri (Audit) Pty Ltd, to provide the Directors of the Consolidated Entity with an Independence Declaration in relation to the audit of the financial report. This Independence Declaration is attached and forms part of this Directors' Report.

NON-AUDIT SERVICES

A company related to Butler Settineri (Audit) Pty Limited provided non-audit services on taxation during the period. The Directors are satisfied that the provision of non-audit services is compatible with the general standard of independence for auditors imposed by the *Corporations Act 2001*. The Directors are satisfied that the provision of non-audit services by the auditor, as set out below, did not compromise the auditor independence requirements of the *Corporations Act 2001*.

	<u>2018</u> \$	<u>2017</u> \$
Taxation Services	2,920	2,150

PROCEEDINGS ON BEHALF OF THE CONSOLIDATED ENTITY

No person has applied for leave of Court to bring proceedings on behalf of the Consolidated Entity or intervene in any proceedings to which the Consolidated Entity is a party for the purpose of taking responsibility on behalf of the Consolidated Entity for all or any part of those proceedings. The Consolidated Entity was not party to any such proceedings during the year.



DIRECTORS' DECLARATION

CORPORATE GOVERNANCE

In recognising the need for the highest standards of corporate behaviour and accountability, the Directors of the Consolidated Entity support and have adhered to the principles of corporate governance. The Consolidated Entity's corporate governance practices have been disclosed in Appendix 4G in accordance with ASX listing rule 4.7.3 at the same time as the annual report is lodged with the ASX. Further information about the Company's corporate governance practices is set out on the Company's web site at www.rbrgroup.com.au. In accordance with the recommendations of the ASX, information published on the web site includes codes of conduct and other policies and procedures relating to the Board and its responsibilities.

DATED at Perth this 31st day of August 2018
Signed in accordance with a resolution of the Directors

A handwritten signature in black ink, appearing to read 'I Macpherson', with a long horizontal flourish extending to the right.

Ian Macpherson
Executive Chairman

Competent Persons Statement

The information in this report that relates to Exploration is based on information compiled by Andrew Ford who is a Member of the Australasian Institute of Mining and Metallurgy. Andrew Ford is a consultant to RBR Group Limited and has sufficient experience that is relevant to the style of mineralization and type of deposit under consideration, and to the exploration activity that is being undertaken to qualify as a Competent Person as defined in the 2012 Edition of the "Australasian Code for Reporting of Exploration Results, Mineral Resources and Ore Reserves". Andrew Ford has consented to the inclusion in this report of the matters based on his information in the form and context that it appears.



AUDITOR'S INDEPENDENCE DECLARATION

BUTLER SETTINERI

Real People. Better Business

AUDITOR'S INDEPENDENCE DECLARATION

As lead auditor for the audit of RBR Group Limited and its controlled entities for the year ended 30 June 2018, I declare that, to the best of my knowledge and belief, there have been:

- a) No contraventions of the auditor independence requirements of the Corporations Act 2001 in relation to the audit; and
- b) No contraventions of any applicable code of professional conduct in relation to the audit.

This declaration is in respect of RBR Group Limited and the entities it controlled during the year.

BUTLER SETTINERI (AUDIT) PTY LTD

MARIUS VAN DER MERWE
Director

Perth
Date: 31 August 2018



CONSOLIDATED STATEMENT OF COMPREHENSIVE INCOME

For the year ended 30 June 2018

	Notes	<u>2018</u>	<u>2017</u>
		\$	\$
Revenue	2	485,180	1,309,085
Cost of sales		<u>(155,703)</u>	<u>(291,653)</u>
Gross profit		329,477	1,017,432
Employee expenses		(544,329)	(737,769)
Directors' fees		(79,317)	(70,092)
Insurance expenses		(7,617)	(29,563)
Consultants fees		(196,191)	(411,352)
Corporate expenses		(100,624)	(65,462)
Depreciation	3	(19,024)	(29,746)
Property expenses		(141,195)	(119,302)
Share-based payments expense	3	(62,765)	(62,504)
Exploration costs refund		3,493	-
Exploration written off	3	-	(35,787)
Goodwill impairment		(150,000)	(124,618)
Other expenses	3	<u>(454,795)</u>	<u>(372,678)</u>
Loss before income tax		(1,422,887)	(1,041,441)
Income tax	5	(577)	(36,590)
Net loss for the year		(1,423,464)	(1,078,031)
<i>Other comprehensive income that may be recycled to profit or loss</i>			
Foreign currency translation adjustments		(13,829)	(6,441)
Total other comprehensive loss		<u>(13,829)</u>	<u>(6,441)</u>
Total comprehensive loss		(1,437,293)	(1,084,472)
Loss is attributable to:			
Equity holders of RBR Group Limited		(1,413,820)	(1,066,062)
Non-controlling interests		<u>(9,644)</u>	<u>(11,969)</u>
		(1,423,464)	(1,078,031)
Total comprehensive loss is attributable to:			
Equity holders of RBR Group Limited		(1,427,796)	(1,069,194)
Non-controlling interests		<u>(9,497)</u>	<u>(15,278)</u>
		(1,437,293)	(1,084,472)
Earnings per share			
Basic earnings/(loss) per share (cents per share)	20	(0.24) cents	(0.26) cents
Diluted earnings/(loss) per share (cents per share)	20	(0.24) cents	(0.26) cents

The above Consolidated Statement of Comprehensive Income should be read in conjunction with the Consolidated Entity accompanying notes.



CONSOLIDATED STATEMENT OF FINANCIAL POSITION

As at 30 June 2018

	Notes	<u>2018</u> \$	<u>2017</u> \$
ASSETS			
CURRENT ASSETS			
Cash and cash equivalents	21(a)	341,920	339,084
Trade receivables	6	205,464	316,724
Assets held for sale	11	-	-
Other assets	7	15,932	21,715
TOTAL CURRENT ASSETS		563,316	677,523
NON-CURRENT ASSETS			
Plant and equipment and motor vehicles	8	34,257	41,484
Intangibles	10	149,898	299,898
Capitalised mineral exploration expenditure	11	39,147	38,309
TOTAL NON-CURRENT ASSETS		223,302	379,691
TOTAL ASSETS		786,618	1,057,214
LIABILITIES			
CURRENT LIABILITIES			
Trade and other payables	12	207,434	141,864
Provisions	13	40,082	44,857
TOTAL CURRENT LIABILITIES		247,516	186,721
TOTAL LIABILITIES		247,516	186,721
NET ASSETS		539,102	870,493
EQUITY			
Contributed equity	14(a)	19,279,596	18,134,486
Reserves	15	674,481	765,076
Accumulated losses		(19,408,530)	(18,058,679)
Equity attributable to equity holders in the Company		545,547	840,883
Non-controlling interests		(6,445)	29,610
TOTAL EQUITY		539,102	870,493

The above Consolidated Statement of Financial Position should be read in conjunction with the Consolidated Entity's accompanying notes.



CONSOLIDATED STATEMENT OF CHANGES IN EQUITY

For the year ended 30 June 2018

	Notes	Contributed Equity	Share Option Reserve	Foreign Currency Translation Reserve	Accumulated losses	Owners of the parent	Non-controlling interest	Total
BALANCE AT 30 JUNE 2016		16,806,473	679,669	(43,965)	(16,992,617)	449,560	44,888	494,448
Loss for the year		-	-	-	(1,066,062)	(1,066,062)	(11,969)	(1,078,031)
Other comprehensive income		-	-	(3,132)	-	(3,132)	(3,309)	(6,441)
Total comprehensive income		-	-	(3,132)	(1,066,062)	(1,069,194)	(15,278)	(1,084,472)
Transactions with owners in their capacity as owners:								
Shares issued during the year	14(b)	1,328,013	-	-	-	1,328,013	-	1,328,013
Unissued shares		-	70,000	-	-	70,000	-	70,000
Performance rights issued		-	62,504	-	-	62,504	-	62,504
BALANCE AT 30 JUNE 2017		18,134,486	812,173	(47,097)	(18,058,679)	840,883	29,610	870,493
Loss for the year		-	-	-	(1,413,820)	(1,413,820)	(9,644)	(1,423,464)
Other comprehensive income		-	-	(13,976)	-	(13,976)	147	(13,829)
Total comprehensive income		-	-	(13,976)	(1,413,820)	(1,427,796)	(9,497)	(1,437,293)
Transactions with owners in their capacity as owners:								
Non-controlling interest eliminating on business combination		-	-	(34,359)	63,969	29,610	(29,610)	-
Shares issued during the year	14(b)	1,040,085	-	-	-	1,040,085	3,052	1,043,137
Transfer unissued shares to equity		70,000	(70,000)	-	-	-	-	-
Performance rights issued		-	62,765	-	-	62,765	-	62,765
Performance rights vested		87,375	(87,375)	-	-	-	-	-
Broker performance rights		(52,350)	52,350	-	-	-	-	-
BALANCE AT 30 JUNE 2018		19,279,596	769,913	(95,432)	(19,408,530)	545,547	(6,445)	539,102

The above Consolidated statement of changes in equity should be read in conjunction with the Consolidated Entity's accompanying notes.



CONSOLIDATED STATEMENT OF CASH FLOWS

For the year ended 30 June 2018

	Notes	<u>2018</u>	<u>2017</u>
		\$	\$
Cash flows from operating activities			
Receipts from customers		601,409	1,037,240
Interest received		1,542	2,462
Payments to suppliers and employees (inclusive of goods and services tax)		(1,628,335)	(2,123,174)
Net cash used in operating activities	21(b)	(1,025,384)	(1,083,472)
Cash flows from investing activities			
Payments for exploration and evaluation		2,655	(9,629)
Receipt on sale of tenement		-	100,000
Payments for investments in subsidiaries		(4,578)	-
Payments for plant and equipment		(10,209)	(24,275)
Net cash used in investing activities		(12,132)	66,096
Cash flows from financing activities			
Proceeds from loan		-	544
Repayment of loan		-	(150,000)
Proceeds from unissued shares		-	70,000
Proceeds from the issue of shares (net of fees)		1,040,085	1,328,013
Net cash provided by financing activities		1,040,085	1,248,557
Net decrease in cash held		2,569	231,181
Cash at the beginning of the financial year		339,084	94,619
Exchange rate movements		267	13,284
Cash at the end of the financial year	21(a)	341,920	339,084

The above Consolidated Statement of Cash Flows should be read in conjunction with the Consolidated Entity's accompanying notes.



NOTES TO THE FINANCIAL STATEMENTS

For the year ended 30 June 2018

1. SUMMARY OF SIGNIFICANT ACCOUNTING POLICIES

The principal accounting policies adopted in preparing the financial report of the Company, RBR Group Limited and its controlled entities ("RBR" or "Consolidated Entity"), are stated to assist in a general understanding of the financial report. These policies have been consistently applied to all the years presented, unless otherwise indicated.

RBR Group Limited is a Company limited by shares incorporated and domiciled in Australia whose shares are publicly traded on the official list of the Australian Securities Exchange. The financial statements are presented in Australian dollars which is the Consolidated Entity's functional currency.

(a) Basis of Preparation

This general purpose financial report has been prepared in accordance with Australian Accounting Standards (including Australian Interpretations) adopted by the Australian Accounting Standards Board and the *Corporations Act 2001*.

RBR Group Limited is a for-profit entity for the purpose of preparing the financial statements.

The financial report has been prepared on the basis of historical costs and does not take into account changing money values or, except where stated, current valuations of non-current assets.

The financial report was authorised for issue by the Directors.

Going Concern

The Consolidated Entity incurred a loss for the year of \$1,423,464 (2017: \$1,078,031) including a non-cash impairment charge of \$150,000 (2017: \$124,618).

At 30 June 2018 the Consolidated Entity had cash assets of \$341,920 (2017: \$339,084) and working capital of \$315,800 (2017: \$490,802). During the financial year the Company raised \$1,092,014 before costs.

Although the above is indicative of a material uncertainty, the Company maintains the ongoing support of its major shareholders and capital markets advisers in ensuring continuing access to equity funds. The Company completed capital raises in September 2017, January 2018 and June 2018 that included the issue of 28,850,002 unquoted placement options exercisable at 1.8 cents and expiring on 31 July 2019. The latest raise was structured with the aim of raising an additional \$519,300 from exercise of options on or before 31 July 2019. In the event these options are not exercised, the Company is confident that it will be able to access additional funds through the equity markets during the year to allow for operating activities to continue, if required. Based on this information, the Directors consider it appropriate that the financial statements be prepared on a going concern basis.

(b) Use of Estimates and Judgements

The preparation of financial statements requires management to make judgements, estimates and assumptions that affect the application of accounting policies and reported amounts of assets and liabilities, income and expenses. Actual results may differ from these estimates. Estimates and underlying assumptions are reviewed on an ongoing basis. Revisions to accounting estimates are recognised in the period in which the estimate is revised and in any future periods affected. None of the balances reported have been derived from estimates.

(c) Basis of Consolidation

Controlled Entity

The consolidated financial statements comprise the financial statements of RBR Group Limited and its subsidiaries as at 30 June each year.

The financial statements of the subsidiaries are prepared for the same reporting period as the parent company, using consistent accounting policies.

In preparing the consolidated financial statements, all intercompany balances and transactions, income and expenses and profit and losses resulting from intra-group transactions have been eliminated in full. The subsidiaries are fully consolidated from the date on which control is transferred to the consolidated entity and ceases to be consolidated from the date on which control is transferred out of the consolidated entity.



NOTES TO THE FINANCIAL STATEMENTS (Continued)

For the year ended 30 June 2018

The acquisition of the subsidiaries has been accounted for using the purchase method of accounting. The purchase method of accounting involves allocating the cost of the business combination to the fair value of the assets acquired and the liabilities and contingent liabilities assumed at the date of acquisition. Accordingly, the consolidated financial statements include the results of the subsidiaries for the period from their acquisition.

Joint Ventures

Joint ventures are those entities over whose activities the consolidated entity has joint control, established by contractual agreement.

In the consolidated entity's financial statements, investments in joint ventures are carried at cost. Details of these interests are shown in Note 27.

(d) Income Tax

The income tax expense or revenue for the period is the tax payable on the current period's taxable income based on the income tax rate adjusted by changes in deferred tax assets and liabilities attributable to temporary differences between the tax bases of assets and liabilities and their carrying amounts in the financial statements, and to unused tax losses.

Deferred tax assets and liabilities are recognised for temporary differences at the tax rates expected to apply when the assets are recovered or liabilities are settled, based on those tax rates which are enacted. The relevant tax rates are applied to the cumulative amounts of deductible and taxable temporary differences to measure the deferred tax asset or liability. An exception is made for certain temporary differences arising from the initial recognition of an asset or a liability. No deferred asset or liability is recognised in relation to those temporary differences if they arose in a transaction, other than a business combination, that at the time of the transaction did not affect either accounting profit or taxable profit or loss.

Deferred tax assets are recognised for deductible temporary differences and unused tax losses only if it is probable that future taxable amounts will be available to utilise those temporary differences and losses.

Current and future tax balances attributable to amounts recognised directly in equity are also recognised directly in equity.

(e) Foreign Currency Translation

The financial statements are presented in Australian dollars, which is RBR Group Limited's functional and presentation currency.

Foreign currency transactions

Foreign currency transactions are translated into Australian dollars using the exchange rates prevailing at the dates of the transactions. Foreign exchange gains and losses resulting from the settlement of such transactions and from the translation at financial year-end exchange rates of monetary assets and liabilities denominated in foreign currencies are recognised in profit or loss.

Foreign operations

The assets and liabilities of foreign operations are translated into Australian dollars using the exchange rates at the reporting date. The revenues and expenses of foreign operations are translated into Australian dollars using the average exchange rates, which approximate the rates at the dates of the transactions, for the period. All resulting foreign exchange differences are recognised in other comprehensive income through the foreign currency reserve in equity.

The foreign currency reserve is recognised in profit or loss when the foreign operation or net investment is disposed of.

(f) Revenue Recognition

Revenue is recognised to the extent that it is probable that the economic benefits will flow to the Consolidated Entity and the revenue can be reliably measured. The following specific recognition criteria must also be met before revenue is recognised.



NOTES TO THE FINANCIAL STATEMENTS (Continued)
For the year ended 30 June 2018

Interest income

Interest revenue is recognised on a time proportionate basis that takes into account the effective yield on the financial asset.

(g) Cash and Cash Equivalents

Cash and short-term deposits in the statement of financial position comprise cash at bank and in hand and short-term deposits with an original maturity of three months or less.

For the purposes of the Consolidated Statement of Cash Flows, cash and cash equivalents consist of cash and cash equivalents as defined above, which are readily convertible to cash on hand and which are used in the cash management function on a day-to-day basis.

(h) Employee Entitlements

Liabilities for wages and salaries, annual leave and other current employee entitlements expected to be settled within 12 months of the reporting date are recognised in other payables in respect of employees' services up to the reporting date and are measured at the amounts expected to be paid when the liabilities are settled. Liabilities for non-accumulating sick leave are recognised when the leave is taken and measured at the rates paid or payable.

Contributions to employee superannuation plans are charged as an expense as the contributions are paid or become payable.

(i) Plant and Equipment and Motor Vehicles

Each class of plant and equipment and motor vehicles is carried at cost or fair value less, where applicable, any accumulated depreciation and impairment losses.

Plant and equipment and motor vehicles

Plant and equipment and motor vehicles are stated at cost less accumulated depreciation and any impairment in value.

The carrying values of plant and equipment and motor vehicles are reviewed for impairment when events or changes in circumstances indicate the carrying value may not be recoverable.

For an asset that does not generate largely independent cash flows, the recoverable amount is determined for the cash-generating unit to which the asset belongs.

If any such indication exists where the carrying values exceed the estimated recoverable amount, the assets or cash generating units are written down to their recoverable amount.

Depreciation

Depreciable non-current assets are depreciated over their expected economic life using either the straight line or the diminishing value method. Profits and losses on disposal of non-current assets are taken into account in determining the operating loss for the year. The depreciation rate used for each class of assets is as follows:

- Plant & equipment 20 - 33%

(j) Goods and Services Tax (GST)

Revenues, expenses and assets are recognised net of the amount of goods and services tax ("GST"), except where the amount of GST incurred is not recoverable from the Australian Taxation Office ("ATO"). In these circumstances, the GST is recognised as part of the cost of acquisition of the asset or as part of an item of the expense.

Receivables and payables are stated with the amount of GST included. GST incurred is claimed from the ATO when a valid tax invoice is provided. The net amount of GST recoverable from, or payable to, the ATO is included as a current asset or liability in the balance sheet.



NOTES TO THE FINANCIAL STATEMENTS (Continued)

For the year ended 30 June 2018

Cash flows are included in the statement of cash flows on a gross basis. The GST components of cash flows arising from investing and financing activities which are recoverable from, or payable to, the ATO are classified as operating cash flows.

(k) Payables

These amounts represent liabilities for goods and services provided to the Consolidated Entity prior to the end of the financial year and which are unpaid. The amounts are unsecured and are usually paid within 30 days of recognition.

(l) Contributed Equity

Issued capital is recognised as the fair value of the consideration received by the Company.

Any transaction costs arising on the issue of ordinary shares are recognised directly in equity as a reduction of the share proceeds received.

(m) Exploration and Evaluation Expenditure

Mineral exploration and evaluation expenditure incurred is accumulated in respect of each identifiable area of interest and is subject to impairment testing. These costs are carried forward only if they relate to an area of interest for which rights of tenure are current and in respect of which:

- such costs are expected to be recouped through the successful development and exploitation of the area of interest, or alternatively by its sale; or
- exploration and/or evaluation activities in the area have not reached a stage which permits a reasonable assessment of the existence or otherwise of economically recoverable reserves and active or significant operations in, or in relation to, the area of interest are continuing.

In the event that an area of interest is abandoned or if the Directors consider the expenditure to be of reduced value, accumulated costs carried forward are written off in the year in which that assessment is made. A regular review is undertaken of each area of interest to determine the appropriateness of continuing to carry forward costs in relation to that area of interest.

Where a mineral resource has been identified and where it is expected that future expenditures will be recovered by future exploitation or sale, the impairment of the exploration and evaluation is written back and transferred to development costs. Once production commences, the accumulated costs for the relevant area of interest are amortised over the life of the area according to the rate of depletion of the economically recoverable reserves.

Costs of site restoration and rehabilitation are recognised when the Consolidated Entity has a present obligation, the future sacrifice of economic benefits is probable and the amount of the provision can be reliably estimated.

The amount recognised as a provision is the best estimate of the consideration required to settle the present obligation at the reporting date, taking into account the risks and uncertainties surrounding the obligation. Where a provision is measured using the cash flows estimated to settle the present obligation, its carrying amount is the present value of those cash flows.

Exploration and evaluation assets are assessed for impairment if:

- (i) sufficient data exists to determine technical feasibility and commercial viability, and
- (ii) facts and circumstances suggest that the carrying amount exceeds the recoverable amount.

For the purpose of impairment testing, exploration and evaluation assets are allocated to cash-generating units to which the exploration activity relates. The cash generating unit shall not be larger than the area of interest.

Once the technical feasibility and commercial viability of the extraction of mineral resources in an area of interest are demonstrable, exploration and evaluation assets attributable to that area of interest are first tested for impairment and then re-classified from intangible assets to mining property and development assets within property, plant and equipment.



NOTES TO THE FINANCIAL STATEMENTS (Continued)
For the year ended 30 June 2018

(n) Earnings per Share

Basic earnings per share ("EPS") are calculated based upon the net profit/(loss) attributable to equity holders of the parent divided by the weighted average number of shares. Diluted EPS are calculated as the net profit/(loss) attributable to equity holders of the parent divided by the weighted average number of shares and dilutive potential shares.

(o) Leases

Leases are classified at their inception as either operating or finance leases based on the economic substance of the agreement so as to reflect the risks and benefits incidental to ownership.

The minimum lease payments of operating leases, where the lessor effectively retains substantially all of the risks and benefits of ownership of the leased item, are recognised as an expense on a straight-line basis over the term of the lease.

(p) Share-based payment transactions

The Company provides benefits to employees (including Directors and Consultants) of the Consolidated Entity in the form of share-based payment transactions, whereby employees render services in exchange for shares or rights over shares ("Equity-settled transactions").

There is currently one plan in place to provide these benefits being an Employee Share Option Plan ("ESOP") which provides benefits to Directors, Consultants and Senior Executives.

The cost of these equity-settled transactions is measured by reference to fair value at the date at which they are granted. The fair value is determined by an external valuer using the either the Black-Scholes or Binomial model.

In valuing equity-settled transactions, no account is taken of any performance conditions, other than conditions linked to the price of the shares of RBR Group Limited ("market conditions").

The cost of equity settled securities is recognised, together with a corresponding increase in equity, over the period in which the performance conditions are fulfilled, ending on the date on which the relevant employees become fully entitled to the award ("vesting date").

Where the Consolidated Entity acquires some form of interest in an exploration tenement or an exploration area of interest and the consideration comprises share-based payment transactions, the fair value of the equity instruments granted is measured at grant date. The cost of equity securities is recognised within capitalised mineral exploration and evaluation expenditure, together with a corresponding increase in equity.

(q) Comparative Figures

When required by Accounting Standards, comparative figures have been adjusted to conform to changes in presentation for the current financial year.

(r) Financial risk management

The Board of Directors has overall responsibility for the establishment and oversight of the risk management framework, to identify and analyse the risks faced by the Consolidated Entity. These risks include credit risk, liquidity risk and market risk from the use of financial instruments. The Consolidated Entity has only limited use of financial instruments through its cash holdings being invested in short term interest bearing securities. The primary goal of this strategy is to maximise returns while minimising risk through the use of accredited Banks with a minimum credit rating of A1 from Standard & Poors. The Consolidated Entity has no debt, and working capital is maintained at its highest level possible and regularly reviewed by the full board.

(s) Changes in accounting policies and disclosures

In the current year, the Consolidated Entity has adopted all new and revised Standards and Interpretations that have been issued and are effective for the accounting periods beginning on or after 1 July 2015. The adoption of the new and revised Standards and Interpretations has not resulted in any changes to the Group's accounting policies.



NOTES TO THE FINANCIAL STATEMENTS (Continued)
For the year ended 30 June 2018

(t) **Standards issued but not yet effective**

Australian Accounting Standards and Interpretations that have recently been issued or amended but are not yet mandatory, have not been early adopted by the Consolidated Entity for the annual reporting period ended 30 June 2018. The Consolidated Entity's assessment of the impact of these new or amended Accounting Standards and Interpretations, most relevant to the Consolidated Entity, are set out below.

AASB 9 Financial Instruments and associated Amending Standards (applicable to annual reporting periods beginning on or after 1 January 2018). The Standard will be applicable retrospectively (subject to the provisions on hedge accounting outlined below) and includes revised requirements for the classification and measurement of financial instruments, revised recognition and derecognition requirements for financial instruments and simplified requirements for hedge accounting.

The key changes that may affect the Group on initial application include certain simplifications to the classification of financial assets, simplifications to the accounting of embedded derivatives, upfront accounting for expected credit loss, and the irrevocable election to recognise gains and losses on investments in equity instruments that are not held for trading in other comprehensive income. AASB 9 also introduces a new model for hedge accounting that will allow greater flexibility in the ability to hedge risk, particularly with respect to hedges of non-financial items. Should the entity elect to change its hedge policies in line with the new hedge accounting requirements of the Standard, the application of such accounting would be largely prospective.

Although the Directors anticipate that the adoption of AASB 9 may have an impact on the Group's financial instruments, including hedging activity, it is impracticable at this stage to provide a reasonable estimate of such impact.

AASB 15 Revenue from Contracts with Customers (applicable to annual reporting periods beginning on or after 1 January 2018, as deferred by AASB 2015-8: Amendments to Australian Accounting Standards – Effective Date of AASB 15).

When effective, this Standard will replace the current accounting requirements applicable to revenue with a single, principles-based model. Except for a limited number of exceptions, including leases, the new revenue model in AASB 15 will apply to all contracts with customers as well as non-monetary exchanges between entities in the same line of business to facilitate sales to customers and potential customers.

The core principle of the Standard is that an entity will recognise revenue to depict the transfer of promised goods or services to customers in an amount that reflects the consideration to which the entity expects to be entitled in exchange for the goods or services. To achieve this objective, AASB 15 provides the following five-step process:

- identify the contract(s) with a customer;
- identify the performance obligations in the contract(s);
- determine the transaction price;
- allocate the transaction price to the performance obligations in the contract(s); and
- recognise revenue when (or as) the performance obligations are satisfied.

The transitional provisions of this Standard permit an entity to either: restate the contracts that existed in each prior period presented per AASB 108: Accounting Policies, Changes in Accounting Estimates and Errors (subject to certain practical expedients in AASB 15); or recognise the cumulative effect of retrospective application to incomplete contracts on the date of initial application. There are also enhanced disclosure requirements regarding revenue.

Although the Directors anticipate that the adoption of AASB 15 may have an impact on the Group's financial statements, they are in the process of negotiating revenue contracts and therefore it is impracticable at this stage to provide a reasonable estimate of such impact.

AASB 16: Leases (applicable to annual reporting periods beginning on or after 1 January 2019).

When effective, this Standard will replace the current accounting requirements applicable to leases in AASB 117: Leases and related Interpretations. AASB 16 introduces a single lessee accounting model that eliminates the requirement for leases to be classified as operating or finance leases.

The main changes introduced by the new Standard include:

- recognition of a right-to-use asset and liability for all leases (excluding short-term leases with less than 12 months of tenure and leases relating to low-value assets);



NOTES TO THE FINANCIAL STATEMENTS (Continued)

For the year ended 30 June 2018

- depreciation of right-to-use assets in line with AASB 116: Property, Plant and Equipment in profit or loss and unwinding of the liability in principal and interest components;
- variable lease payments that depend on an index or a rate are included in the initial measurement of the lease liability using the index or rate at the commencement date;
- by applying a practical expedient, a lessee is permitted to elect not to separate non-lease components and instead account for all components as a lease; and
- additional disclosure requirements.

The transitional provisions of AASB 16 allow a lessee to either retrospectively apply the Standard to comparatives in line with AASB 108 or recognise the cumulative effect of retrospective application as an adjustment to opening equity on the date of initial application.

The Directors anticipate that the adoption of AASB 16 will impact the Group's financial statements and estimate that the impact to be similar to the operating lease commitments of \$193,747, detailed in note 18. *AASB 2014-3: Amendments to Australian Accounting Standards – Accounting for Acquisitions of Interests in Joint Operations* (applicable to annual reporting periods beginning on or after 1 January 2016).

This Standard amends AASB 11: Joint Arrangements to require the acquirer of an interest (both initial and additional) in a joint operation in which the activity constitutes a business, as defined in AASB 3: Business Combinations, to apply all of the principles on business combinations accounting in AASB 3 and other Australian Accounting Standards except for those principles that conflict with the guidance in AASB 11; and disclose the information required by AASB 3 and other Australian Accounting Standards for business combinations.

The application of AASB 2014-3 will result in a change in accounting policies for the above described transactions, which were previously accounted for as acquisitions of assets rather than applying the acquisition method per AASB 3.

The transitional provisions require that the Standard should be applied prospectively to acquisitions of interests in joint operations occurring on or after 1 January 2016. As at 30 June 2016, management is not aware of the existence of any such arrangements that would impact the financial statements of the entity going forward and as such is not capable of providing a reasonable estimate at this stage of the impact on initial application of AASB 2014-3.

AASB 2014-10: Amendments to Australian Accounting Standards – Sale or Contribution of Assets between an Investor and its Associate or Joint Venture (applicable to annual reporting periods beginning on or after 1 January 2018, as deferred by AASB 2015-10: Amendments to Australian Accounting Standards – Effective Date of Amendments to AASB 10 and AASB 128).

This Standard amends AASB 10: Consolidated Financial Statements with regards to a parent losing control over a subsidiary that is not a "business" as defined in AASB 3 to an associate or joint venture, and requires that:

- a gain or loss (including any amounts in other comprehensive income (OCI)) be recognised only to the extent of the unrelated investor's interest in that associate or joint venture;
- the remaining gain or loss be eliminated against the carrying amount of the investment in that associate or joint venture; and
- any gain or loss from remeasuring the remaining investment in the former subsidiary at fair value also be recognised only to the extent of the unrelated investor's interest in the associate or joint venture. The remaining gain or loss should be eliminated against the carrying amount of the remaining investment.

The application of AASB 2014-10 will result in a change in accounting policies for transactions of loss of control over subsidiaries (involving an associate or joint venture) that are businesses per AASB 3 for which gains or losses were previously recognised only to the extent of the unrelated investor's interest.

The transitional provisions require that the Standard should be applied prospectively to sales or contributions of subsidiaries to associates or joint ventures occurring on or after 1 January 2018. Although the directors anticipate that the adoption of AASB 2014-10 may have an impact on the Group's financial statements, it is impracticable at this stage to provide a reasonable estimate of such impact.



NOTES TO THE FINANCIAL STATEMENTS (Continued)
For the year ended 30 June 2018

2. OTHER INCOME

	<u>2018</u>	<u>2017</u>
	\$	\$
Revenue		
Revenue from rendering of services ⁽ⁱ⁾	483,611	1,306,691
Interest	1,569	2,394
	<u>485,180</u>	<u>1,309,085</u>

Note (i): Futuro Skills Mozambique, Lda revenue in 2017 included grant funding of \$315,713 (2018: \$Nil).

3. EXPENSES

	<u>2018</u>	<u>2017</u>
	\$	\$
Contributions to employee's superannuation plans	38,851	38,493
Depreciation - plant and equipment	19,024	29,746
Exploration Written off	(3,493)	35,787
Share based payment expense	62,765	62,504
Provision for employee entitlements	(7,976)	44,800
	<u>109,171</u>	<u>211,330</u>
Other Expenses		
Travel and accommodation	105,464	86,952
IT and communications	26,614	25,012
Consultants	81,250	41,615
Other	241,467	219,099
	<u>454,795</u>	<u>372,678</u>

4. AUDITORS' REMUNERATION

	<u>2018</u>	<u>2017</u>
	\$	\$
Butler Settineri (Audit) Pty Limited		
Audit and review of the financial statements	37,881	26,221
Taxation Services – company related to Butler Settineri (Audit) Pty Ltd	2,920	2,150
	<u>40,801</u>	<u>28,371</u>



NOTES TO THE FINANCIAL STATEMENTS (Continued)
For the year ended 30 June 2018

5. INCOME TAX

(a) Income tax expense

No income tax is payable by the Consolidated Entity as it has incurred losses for income tax purposes for the year, therefore current tax, deferred tax and tax expense is \$Nil (2017: \$Nil).

	<u>2018</u>	<u>2017</u>
	\$	\$
(b) Numerical reconciliation of income tax expense to prima facie tax payable		
Loss from continuing operations before income tax expense	(1,422,887)	(1,041,441)
Prima facie tax benefit at the Australian tax rate of 30% (2017: 30%)	(426,866)	(312,432)
Tax effect of amounts which are not deductible (taxable) in calculating taxable income:		
Non-deductible expenses	62,753	96,873
Overseas projects income and expenses	72,152	20,577
Other allowable expenditure	(290)	(3,882)
Deferred tax asset not brought to account	292,470	234,455
Income tax expense	219	36,590

(c) Tax losses

Unused tax losses for which no deferred tax asset has been recognised	16,582,746	15,636,129
Potential tax benefit at 30%	4,974,823	4,690,839

(d) Unrecognised deferred tax assets

Unrecognised deferred tax assets		
Provisions	17,295	9,027
Carry forward tax losses	4,974,823	4,690,839
	4,992,118	4,699,866

No deferred tax asset has been recognised for the above balance as at 30 June 2018 as it is not considered probable that future taxable profits will be available against which it can be utilised.

Unrecognised deferred tax liabilities

Capitalised mineral exploration and evaluation expenditure	4,992,118	4,699,866
--	-----------	-----------

(e) Franking credits balance

The Consolidated Entity has no franking credits as at 30 June 2018 available for use in future years (2017: \$Nil).

6. TRADE RECEIVABLES

Current

	<u>2018</u>	<u>2017</u>
	\$	\$
Trade receivables	199,654	295,539
Other receivables	5,810	21,185
	205,464	316,724

Trade receivables represent outstanding amounts owed by customers in Mozambique. Other receivables include GST and other value added tax receipts.



NOTES TO THE FINANCIAL STATEMENTS (Continued)
For the year ended 30 June 2018

7. OTHER ASSETS

Current

	<u>2018</u>	<u>2017</u>
	\$	\$
Prepayments	15,932	21,715

8. PLANT AND EQUIPMENT AND MOTOR VEHICLES

	<u>2018</u>	<u>2017</u>
	\$	\$
Plant and office equipment		
At cost	162,808	146,248
Accumulated depreciation	(128,551)	(104,764)
	<u>34,257</u>	<u>41,484</u>

Reconciliation

Reconciliation of the carrying amounts for each class of plant and equipment and motor vehicles are set out below:

	<u>2018</u>	<u>2017</u>
	\$	\$
<i>Plant and office equipment</i>		
Carrying amount at beginning of the year	41,484	47,528
Additions	10,209	24,275
Depreciation	(19,024)	(29,746)
Foreign currency differences	1,588	(574)
Carrying amount at the end of the year	<u>34,257</u>	<u>41,484</u>



NOTES TO THE FINANCIAL STATEMENTS (Continued)

For the year ended 30 June 2018

9. INVESTMENTS

Particulars in relation to the Controlled Entity

RBR Group Limited is the parent entity.

Name of Controlled Entity	Country of incorporation	Class of Shares	Equity Holding	
			2018	2017
Freelance Support Pty Ltd ⁽ⁱ⁾	Australia	Ordinary	100%	100%
Pac Moz, Lda ⁽ⁱⁱ⁾	Mozambique	Ordinary	100%	60%
Futuro Skills Mozambique, Lda ⁽ⁱⁱⁱ⁾	Mozambique	Ordinary	100%	100%
Futuro Business Services, Lda ^(iv)	Mozambique	Ordinary	100%	100%
Rubicon Resources & Mining, Lda ^(v)	Mozambique	Ordinary	59.4%	59.4%
Morson Mozambique, Lda ^(v)	Mozambique	Ordinary	59.4%	59.4%
Futuro Skills Guinee SARL ^(vi)	Guinea	Ordinary	60%	40%

(i) RBR purchased 100% of the issued capital of Freelance Support Pty Ltd on 11 January 2016.

(ii) RBR purchased 60% of the issued capital of Pac Moz, Lda on 25 March 2015 through the issue of shares.

(iii) RBR Incorporated Futuro Skills Mozambique, Lda on 9 July 2015.

(iv) RBR Incorporated Futuro Business Services, Lda on 24 May 2017 and was inactive at 30 June 2017.

(v) Parent entity owner Pac Moz, Lda. These entities are dormant.

(vi) RBR Incorporated Futuro Skills Guinee SARL on 21 February 2018.

10. INTANGIBLES

	<u>2018</u>	<u>2017</u>
	\$	\$
Cost brought forward	299,898	424,516
Goodwill impairment of PacMoz Lda	(150,000)	(124,618)
	149,898	299,898

The carrying value of the goodwill for PacMoz was subject to impairment testing in accordance with the accounting standards. A valuation was undertaken using a discounted cashflow model based on current cashflows plus expected revenues and a discount rate of 12% and the Board approved an impairment of \$150,000. The carrying value of the intangible is expected to be indefinite and will be evaluated on a six-month basis in the future.

The Directors reviewed the carrying value of Freelance Support Pty Ltd against current revenues and income in that entity and formed a view that the carrying value is recoverable.



NOTES TO THE FINANCIAL STATEMENTS (Continued)
For the year ended 30 June 2018

11. CAPITALISED MINERAL EXPLORATION EXPENDITURE

In the exploration phase

	<u>2018</u> \$	<u>2017</u> \$
Current		
Balance at the beginning of the year	-	100,000
Assets sold	-	(100,000)
	-	-
Non-Current		
Balance at the beginning of the year	38,309	64,468
Expenditure incurred during the year (at cost)	(2,655)	9,628
Refund of exploration costs	3,493	-
Exploration expenditure written off	-	(35,787)
Balance at the end of the year	<u>39,147</u>	<u>38,309</u>

The recoupment of costs carried forward is dependent on the successful development and/or commercial exploitation or alternatively sale of the respective areas of interest. The Company assessed the value of its exploration assets and impaired tenements that had expired or had agreement for sale were written down to reflect their recoverable amount.

12. TRADE AND OTHER PAYABLES

Current (Unsecured)

	<u>2018</u> \$	<u>2017</u> \$
Trade creditors	122,018	76,950
Other creditors and accruals	85,416	64,370
Loan	-	544
	<u>207,434</u>	<u>141,864</u>

Included within trade and other creditors and accruals is an amount of \$nil (2017: nil) relating to exploration expenditure.

13. PROVISIONS

Current

	<u>2018</u> \$	<u>2017</u> \$
Africa Tax Provisions	3,259	57
Employee entitlements	36,823	44,800
	<u>40,082</u>	<u>44,857</u>

PacMoz tax provisions relate to deferred taxes in Mozambique and employee entitlements are a calculation of leave owing to employees.



NOTES TO THE FINANCIAL STATEMENTS (Continued)
For the year ended 30 June 2018

14. CONTRIBUTED EQUITY

(a) Ordinary Shares

	<u>2018</u>	<u>2017</u>
	\$	\$
699,736,078 (2017: 510,913,294) fully paid ordinary shares	19,279,596	18,134,486

(b) Share Movements during the Year

	<u>2018</u>		<u>2017</u>	
	Number of Shares	\$	Number of Shares	\$
Beginning of the financial year	510,913,294	18,134,486	318,016,038	16,806,473
<i>New share issues during the year</i>				
Share issued from non-renounceable rights issue	-	-	65,386,826	588,482
Placements during the year ⁽ⁱ⁾	167,322,784	1,092,014	123,510,430	790,083
Broker options ⁽ⁱⁱ⁾	-	(52,350)	-	-
Unissued shares ⁽ⁱⁱⁱ⁾	14,000,000	70,000	-	-
Shares issued to staff ^(iv)	7,500,000	87,375	4,000,000	-
Less costs of share issues	-	(51,929)	-	(50,552)
	699,736,078	19,279,596	510,913,294	18,134,486

Notes:

- (i) In September 2017, 53,622,784 shares valued at \$268,114 before costs, were issued as the 2nd tranche of a placement approved by shareholders on the 8 August 2017. In December 2017 and January 2018 a placement of 70,000,000 shares was made raising \$490,000 before costs. In June 2018 a placement for 57,700,000 shares was made to raise \$403,900 before costs.
- (ii) As part of the December placement 15,000,000 broker options with an exercise price of \$0.025 expiring on the 30 June 2020, were issued as part of the capital raising cost.
- (iii) Included in the September 2017 placement were 14,000,000 unissued shares for a value of \$70,000.
- (iv) Vesting of 7,500,000 tranche 1 performance rights was made to Mr Carcenac on 16 March 2018.

(c) Unlisted Options

During the year there were three tranches of free attaching unlisted options issued pursuant to share placements made during the year (2017: nil). A further 15,000,000 options were issued to brokers and advisors as part of the December 2017 placement. There were no other options issued to staff under the RBR Share Option Plan (refer Note 16).

	Issue date	Expiry date	Number of options	Exercise Price	Weighted average value cents
2018					
Unquoted Placement Options (3 options for 4 shares)	15 Dec 2017	30 Jun 2018	45,000,000	\$0.018	N/A
Unquoted Placement Options (3 options for 4 shares)	22 Jan 2018	30 Jun 2018	7,500,000	\$0.018	N/A
Unquoted broker options	15 Dec 2017	30 Jun 2020	15,000,000	\$0.025	0.349
Unquoted placement options (1 option for 2 shares)	25 Jun 2018	31 Jul 2019	28,850,002	\$0.018	N/A

The assessed fair values of the 15,000,000 Broker Options were determined on a Black-Scholes model, taking into account the exercise price, term of option, the share price at grant date and expected price volatility of the underlying share, expected yield and the risk-free interest rate for the term of the option. The inputs to the model used were:



NOTES TO THE FINANCIAL STATEMENTS (Continued)
For the year ended 30 June 2018

Grant Date	Expiry Date	Exercise Price (Cents)	Volatility Percentage (%)	Risk-free rate (%)	Value (Cents) for one Option
7 December 2017	30 June 2020	2.50	130	1.93	0.349

(d) Performance Shares

An independent valuation was completed on performance rights granted during the year. Market based vesting conditions were valued using a hybrid share option pricing model that simulates the share price of the Company as at the test date using a Monte-Carlo model. For non-market based vesting conditions no discount was made to the underlying valuation model.

	Grant date	Expiry date	Number of performance rights	Weighted average value cents
2016				
R Carcenac Class 2	27 Nov 2015	26 Nov 2019	7,500,000	0.35

Rights subject to performance criteria prior to 26 November 2019; the Company's market capitalisation averaging over a period of 30 consecutive trading days a daily average of not less than \$8,000,000; and consolidated gross income of the Company and its revenue exceeding \$2,000,000; and Mr Carcenac completing 24 months of continuous employment with the Company.

At the Annual General Meeting held on 28 November 2017, shareholders approved the variation to the Performance Rights of Mr Carcenac, amending the expiry date of each tranche by one year. Mr Carcenac's Class 2 Performance Rights expiry date changed from 27 November 2018 to 27 November 2019. An independent valuation was completed following changes to the expiry dates.

2015

PacMoz, Lda Purchase Performance Shares Tranche B	25 Mar 2015	24 Mar 2019	30,000,000	0.00
---	-------------	-------------	------------	------

- (a) 500,000 gold ounce JORC compliant resource or equivalent mineral on a resource asset:
- (i) owned by PacMoz as at the date of the issue of the Performance Shares; or
 - (ii) acquired by the Company in connection with the Company's analysis of the Mozambique IP made available to the Company as at the date of issue of the Performance Shares; or
- (b) combined turnover/gross income of the PacMoz Group in a 12-month period or fiscal period of at least \$2,000,000 based on the PacMoz accounts with the net profit after tax not less than 15% of the turnover/gross income.

(e) Terms and Conditions of Contributed Equity

Ordinary Shares

The Company is a public company limited by shares. The Company was incorporated in Perth, Western Australia.

The Company's shares are limited whereby the liability of its members is limited to the amount (if any) unpaid on the shares respectively held by them.

Ordinary shares have the right to receive dividends as declared and, in the event of the winding up of the Company, to participate in the proceeds from the sale of all surplus assets in proportion to the number of shares held.

Ordinary shares which have no par value, entitle their holder to one vote, either in person or by proxy, at a meeting of the Company.

The Company's objectives when managing capital are to safeguard their ability to continue as a going concern, so that they may continue to provide returns for shareholders and benefits for other stakeholders.



NOTES TO THE FINANCIAL STATEMENTS (Continued)
For the year ended 30 June 2018

(f) Capital Risk Management

Due to the nature of the Consolidated Entity's activities, the Consolidated Entity does not have ready access to credit facilities, with the primary source of funding being equity raisings. Therefore, the focus of the Consolidated Entity's capital risk management is the current working capital position against the requirements to meet the costs of development of the group's business units and corporate overheads. The Consolidated Entity's strategy is to ensure appropriate liquidity is maintained to meet anticipated operating requirements, with a view to initiating appropriate capital raisings as required. The working capital position of the Consolidated Entity is as follows:

	2018	2017
	\$	\$
Cash and cash equivalents	341,920	339,084
Trade and other receivables	205,464	316,724
Other assets	15,932	21,715
Trade and other payables	(207,434)	(141,864)
Provisions	(40,082)	(44,857)
Working capital position	315,800	490,802

15. RESERVES

	2018	2017
	\$	\$
Reserves		
Share Option Reserve	769,913	812,173
Foreign Currency Translation Reserve	(95,432)	(47,097)
Total Reserves	674,481	765,076

As represented by:

	2018	2017
	\$	\$
Share Option Reserve		
Balance at the beginning of the year	812,173	679,669
Unissued (issued) shares	(70,000)	70,000
Performance rights expensed in current year	62,765	62,504
Performance rights vested	(87,375)	-
Broker options issued	52,350	-
Balance at the end of the year	769,913	812,173

The share option reserve comprises any equity settled share based payment transactions.

	2018	2017
	\$	\$
Foreign Currency Translation Reserve		
Balance at the beginning of the year	(47,097)	(43,965)
Loss on translation of foreign subsidiaries	(48,335)	(3,132)
Balance at the end of the year	(95,432)	(47,097)

The foreign currency translation reserve is used to record currency differences arising from the translation of financial statements of foreign operations.



NOTES TO THE FINANCIAL STATEMENTS (Continued)
For the year ended 30 June 2018

16. OPTION PLAN

The establishment of the RBR Group Limited Employee Securities Incentive Plan (“the Plan”) was approved by special resolution at a General Meeting of Shareholders of the Consolidated Entity held on 28 November 2017. All eligible Directors, Executive Officers, Employees and Consultants of RBR Group Limited who have been continuously employed by the Consolidated Entity are eligible to participate in the Plan.

The Plan allows the Consolidated Entity to issue free securities to eligible persons. Listing Rule 7.2, exception 9(b) provides an exception to Listing Rule 7.1 such that issues of Equity Securities under an employee incentive scheme are exempt for a period of 3 years from the date on which shareholders approve the issue of Equity Securities under the scheme as an exception to Listing Rule 7.1.

17. RELATED PARTIES

Full remuneration details for Directors and Executives are included in the Directors report where the information has been audited as indicated. During the current financial year, the transactions with Directors, included an entity related to Ian Macpherson, which loaned the Company \$10,000 on normal commercial terms (unsecured, interest rate of 5%). The loans have been repaid from the proceeds of shares issued. There were no other transactions with Directors or Executives in the current year (2017: Nil).

Movement in Shares

The aggregate numbers of shares and options of the Company held directly, indirectly or beneficially by Directors and Executive Officers of the Consolidated Entity or their personally-related entity are as follows:

	Ordinary Shares				Unlisted Options
	Opening	Purchases	Disposals	Closing	30 June
2017/2018					
Mr I Macpherson	33,800,000	5,500,001	-	39,300,001	-
Mr R Carcenac ⁽ⁱ⁾	17,691,210	12,750,000	-	30,441,210	-
Mr I Buchhorn ⁽ⁱⁱ⁾	18,574,724	-	(18,574,724)	-	-
Mr D Fyfe	-	-	-	-	-
Mr P Graham-Clarke	10,687,964	5,747,600	-	16,435,564	-
Mr P Soh	-	-	-	-	-
2016/2017					
Mr I Macpherson	23,327,987	10,472,013	-	33,800,000	-
Mr R Carcenac ⁽ⁱ⁾	10,086,210	7,605,000	-	17,691,210	-
Mr I Buchhorn	18,574,724	-	-	18,574,724	-
Mr P Graham-Clarke	5,132,408	5,555,556	-	10,687,964	-
Mr P Soh	-	-	-	-	-
Mr R Middlemas ⁽ⁱⁱ⁾	3,256,268	-	(3,256,268)	-	-

Notes:

(i) Purchase includes addition of a related party shareholding.

(ii) Deemed disposal when left the Board or Company.



NOTES TO THE FINANCIAL STATEMENTS (Continued)

For the year ended 30 June 2018

18. EXPENDITURE COMMITMENTS

(a) Exploration

The Consolidated Entity has certain obligations to perform minimum exploration work on mineral leases held. These obligations may vary over time, depending on the Consolidated Entity's exploration programs and priorities. As at balance date, total exploration expenditure commitments on tenements held by the Consolidated Entity have not been provided for in the financial statements and those which cover the following twelve-month period amount to \$Nil (2017: \$70,000). These obligations are also subject to variations by farm-out arrangements or sale of the relevant tenements.

(b) Operating Lease Commitments

The Consolidated Entity has entered into commercial leases for office premises in Mozambique and Australia. The Mozambique lease has a three-year term commencing March 2016. The Australian lease has a term until December 2019.

	<u>2018</u>	<u>2017</u>
	\$	\$
Within one year	77,751	88,957
After one year but not more than five years	27,039	104,790
	<u>104,790</u>	<u>193,747</u>

(c) Capital Commitments

The Consolidated Entity had no capital commitments at 30 June 2018 (2017: \$Nil).

19. SEGMENT INFORMATION

The Consolidated Entity has operated the business in two distinct regions, Asia-Pacific and Africa since the purchase of PacMoz in March 2015. The operating segments are recognised according to geographical location, with each segment representing a strategic business unit. As the chief operating decision makers, the Directors and Executive Management team monitor the operating results of business units separately, for the purposes of making decisions about resource allocation and performance assessment.

Year ended 30/6/2018	<u>Asia-Pacific</u>	<u>Africa</u>	<u>Total</u>
	\$	\$	\$
Revenue	121,804	363,376	485,180
Operating Profit (Loss) before tax	(1,032,479)	(390,407)	(1,422,887)
Income Tax	(359)	(218)	(577)
Net Profit (Loss) after tax	(1,032,838)	(390,626)	(1,423,464)
Segment Assets	452,090	334,528	786,618
Segment Liabilities	121,994	125,522	247,516
Year ended 30/6/2017	<u>Asia-Pacific</u>	<u>Africa</u>	<u>Total</u>
	\$	\$	\$
Revenue	299,411	1,009,674	1,309,085
Operating Profit (Loss) before tax	(848,234)	(193,207)	(1,041,441)
Income Tax	-	(36,590)	(36,590)
Net Profit (Loss) after tax	(848,234)	(229,797)	(1,078,031)
Segment Assets	1,139,180	125,572	1,264,752
Segment Liabilities	180,870	283,389	464,259



NOTES TO THE FINANCIAL STATEMENTS (Continued)
For the year ended 30 June 2018

20. EARNINGS/ (LOSS) PER SHARE

The following reflects the loss and share data used in the calculations of basic and diluted earnings/(loss) per share:

	<u>2018</u> \$	<u>2017</u> \$
Earnings/(loss) used in calculating basic and diluted earnings/ (loss) per share	<u>(1,413,820)</u>	<u>(1,066,062)</u>
Weighted average number of ordinary shares used in calculating basic earnings/(loss) per share:	593,960,476	414,571,619
Effect of dilutive securities-share options	-	-
Adjusted weighted average number of ordinary shares used in calculating diluted earnings/(loss) per share	<u>593,960,476</u>	<u>414,571,619</u>
Basic and diluted loss per share (cents per share)	(0.24)	(0.26)

Non-dilutive securities

As at balance date, 28,850,000 unlisted options (30 June 2017: Nil) which represent potential ordinary shares were not dilutive as they would decrease the loss per share.

21. NOTES TO THE STATEMENT OF CASH FLOWS

(a) Cash and Cash Equivalents

Cash at the end of the financial year as shown in the statement of cash flows is reconciled to the related items in the balance sheet as follows:

	<u>2018</u> \$	<u>2017</u> \$
Cash on hand	264	571
Cash at bank	325,051	321,908
Deposits at call	16,605	16,605
	<u>341,920</u>	<u>339,084</u>



NOTES TO THE FINANCIAL STATEMENTS (Continued)
For the year ended 30 June 2018

(b) Reconciliation of the loss from ordinary activities after income tax to the net cash flows used in operating activities

	<u>2018</u>	<u>2017</u>
	\$	\$
Loss from ordinary activities after income tax	(1,423,464)	(1,078,031)
<i>Non-cash items:</i>		
Depreciation	19,024	29,746
Exploration written-off	(3,493)	35,787
Share-based payments expense	62,765	62,504
Goodwill impairment	150,000	124,618
Exchange movement	(8,599)	(19,151)
<i>Change in operating assets and liabilities:</i>		
Decrease (Increase) in prepayments	5,783	(6,620)
Decrease (Increase) in receivables	111,261	(174,454)
Increase (Decrease) in trade creditors and accruals	66,114	(58,313)
Increase in employee entitlements	(4,775)	442
Net cash outflows used in operating activities	<u>(1,025,384)</u>	<u>(1,083,472)</u>

(c) Stand-By Credit Facilities

As at 30 June 2018 the Consolidated Entity has a business credit card facility available totaling \$20,000 of which \$82 (2017: \$Nil) was utilised.



NOTES TO THE FINANCIAL STATEMENTS (Continued)
For the year ended 30 June 2018

22. FINANCIAL INSTRUMENTS

The Consolidated Entity's activities expose it to a variety of financial risks and market risks. The Consolidated Entity's overall risk management program focuses on the unpredictability of financial markets and seeks to minimise potential adverse effects on the financial performance of the Consolidated Entity.

(a) Interest Rate Risk

The Consolidated Entity's exposure to interest rate risk, which is the risk that a financial instrument's value will fluctuate as a result of changes in market, interest rates and the effective weighted average interest rates on those financial assets, is as follows:

	Note	Weighted Average Effective Interest %	Funds Available at a Floating Interest Rate \$	Fixed Interest Rate \$	Assets/ (Liabilities) Non-Interest Bearing \$	Total \$
2018						
Financial assets						
Cash and cash equivalents	21(a)	0.6%	325,051	16,605	264	341,920
2017						
Financial assets						
Cash and cash equivalents	21(a)	0.6%	321,908	16,605	571	339,084

(b) Foreign currency exchange risk

The Consolidated Entity undertakes certain transactions denominated in foreign currencies, hence exposures to exchange rate fluctuations arise. The carrying amount of the Consolidated Entity's foreign currency denominated monetary assets and monetary liabilities at the reporting date is as follows:

	<u>2018</u> \$	<u>2017</u> \$
Assets – Mozambique Metical	229,065	282,591
Liabilities – Mozambique Metical	157,432	98,720
Assets – Guinean Franc	6,296	-
Liabilities – Guinean Franc	-	-

Foreign currency sensitivity analysis

The Consolidated Entity is exposed to Mozambique Metical (MZN) and Guinea Franc (GNF) currency fluctuations.

The following table details the Consolidated Entity's sensitivity to a 10% increase and decrease in the Australian Dollar (AUD) against the relevant currencies. 10% is the sensitivity rate used when reporting foreign currency risk internally to key management personnel and represents management's assessment of the possible change in foreign exchange rates. The sensitivity analysis includes only outstanding foreign currency denominated monetary items and adjusts their translation at the period end for a 10% change in foreign currency rates.

The sensitivity analysis includes cash balances held in MZN/GNF and trade creditors and other payables held in MZN/GNF. A positive number indicates an increase in profit and other equity where the AUD weakens against the relevant currency. For a strengthening Australian Dollar against the relevant currency there would be an equal and opposite impact on the profit and other equity and the balances would be negative.

	<u>2018</u> \$	<u>2017</u> \$
	Profit /(Loss)	Profit /(Loss)
AUD strengthens against MZN	(7,984)	(18,387)



NOTES TO THE FINANCIAL STATEMENTS (Continued)
For the year ended 30 June 2018

	<u>2018</u> \$	<u>2017</u> \$
AUD weakens against MZN	7,984	18,387
AUD strengthens against GNF	(630)	-
AUD weakens against GNF	630	-

(c) Credit Risk

The maximum exposure to credit risk, excluding the value of any collateral or other security, at balance date, is the carrying amount, net of any provisions for doubtful debts, as disclosed in the balance sheet and in the notes to the financial statements.

The Consolidated Entity does not have any material credit risk exposure to any single debtor or group of debtors, under financial instruments entered into by it. As at the end of the year the Consolidated Entity had trade receivables of \$199,654 (2017: \$295,539) as detailed in Note 6. Included in the trade receivables of \$200,471 at 30 June 2018, \$164,079 were due in less than 6 months, \$17,682 were due between 6-12 months and \$17,893 were due between 1-5 years.

(d) Liquidity Risk

The liquidity position of the Consolidated Entity is managed to ensure sufficient liquid funds are available to meet financial obligations as they fall due. The contractual maturities of the financial liabilities referred to in Note 12 at the reporting date are less than 12 months.

(e) Net Fair Values

For assets and other liabilities, the net fair value approximates their carrying value. No financial assets and financial liabilities are readily traded on organised markets in standardised form. The Consolidated Entity has no financial assets where the carrying amount exceeds net fair values at balance date.

The aggregate net fair values and carrying amounts of financial assets and financial liabilities are disclosed in the statement of financial position and in the notes to the financial statements.

23. EMPLOYEE ENTITLEMENTS AND SUPERANNUATION COMMITMENTS

Employee Entitlements

The aggregate employee entitlement liability is disclosed in Note 13.

Directors, Officers, Employees and Other Permitted Persons Option Plan

Details of the Consolidated Entity's Directors, Officers, Employees and Other Permitted Persons Option Plan are disclosed in Note 17.

Superannuation Commitments

The Consolidated Entity contributes to individual employee accumulation superannuation plans at the statutory rate of the employees' wages and salaries, in accordance with statutory requirements, to provide benefits to employees on retirement, death or disability.

Accordingly, no actuarial assessments of the plans are required.

Funds are available for the purposes of the plans to satisfy all benefits that would have been vested under the plans in the event of:

- termination of the plans;
- voluntary termination by all employees of their employment; and
- compulsory termination by the employer of the employment of each employee.

During the year employer contributions (including salary sacrifice amounts) to superannuation plans totaled \$38,851 (2017: \$38,439).



NOTES TO THE FINANCIAL STATEMENTS (Continued)
For the year ended 30 June 2018

24. CONTINGENT LIABILITIES

There were no material contingent liabilities not provided for in the financial statements of the Consolidated Entity as at 30 June 2018 other than:

Native Title and Aboriginal Heritage

Native title claims have been made with respect to areas which include tenements in which the Consolidated Entity has an interest. The Consolidated Entity is unable to determine the prospects for success or otherwise of the claims and, in any event, whether or not and to what extent the claims may significantly affect the Consolidated Entity or its projects. Agreement is being or has been reached with various native title claimants in relation to Aboriginal Heritage issues regarding certain areas in which the Consolidated Entity has an interest.

PacMoz loans from Vendors

As part of the purchase of a 60% interest in PacMoz Lda, an amount of \$200,000 of vendor loans which were created against internally generated goodwill were reversed on consolidation. The Vendors of PacMoz have agreed in the purchase agreement to write-off the loans upon completion of the transaction including the exercise of the option to purchase the balance of 40% of PacMoz and the conversion of the Performance Shares by the end of two years. The loans will not be called in PacMoz during this time and no interest is payable. In the event that the option is not exercised the board believes that it will be due to the expected growth of PacMoz not being achieved and in this event, it is unlikely that the investment in PacMoz will be maintained, and the Consolidated Entity will never be liable for the loans.

PacMoz Minority Acquisition

During the year, the Company acquired the 40% minority stake in PacMoz from the PacMoz Director and General Manager Ms Hanlie Lloyd. The purchase consideration for the acquisition included a contingent liability for the issue of 5,000,000 shares subject to Ms Lloyd successfully completing the re-organisation of the entity over the subsequent twelve month period. As at the date of this report no shares had been issued to Ms Lloyd.

25. EVENTS SUBSEQUENT TO THE REPORTING DATE

There has not arisen since the end of the financial year any item, transaction or event of a material and unusual nature likely, in the opinion of the Directors of the Consolidated Entity to affect substantially the operations of the Consolidated Entity, the results of those operations or the state of affairs of the Consolidated Entity in subsequent financial years except for the following:

- On 23 July 2018, the Company announced that it had expanded its network of potential Mozambican job seekers by more than 100,000 people through database agreements with local companies.



NOTES TO THE FINANCIAL STATEMENTS (Continued)
For the year ended 30 June 2018

26. PARENT COMPANY

(a) Financial Position

As at 30 June 2018

	<u>2018</u> \$	<u>2017</u> \$
Assets		
Total current assets	756,275	582,247
Total non-current assets	503,350	500,371
Total Assets	<u>1,259,625</u>	<u>1,082,618</u>
Liabilities		
Total current liabilities	111,994	180,870
Total Liabilities	<u>111,994</u>	<u>180,870</u>
Net Assets	<u>1,147,631</u>	<u>901,748</u>
Equity		
Contributed equity	19,279,952	18,134,843
Reserves	769,913	742,173
Accumulated losses	(18,902,234)	(17,975,268)
Total Equity	<u>1,147,631</u>	<u>901,748</u>
Loss for the year	(926,966)	(904,796)
Other comprehensive income	-	-
Total comprehensive loss for the year	<u>(926,966)</u>	<u>(904,796)</u>

(b) Guarantees entered into

RBR Group Limited has not entered into a deed of cross guarantee with its wholly-owned subsidiary.

(c) Contingent liabilities

RBR Group Limited had no contingent liabilities at 30 June 2018 (2017: Nil).

(d) Capital commitments

RBR Group Limited's capital commitments are disclosed in Note 18.



NOTES TO THE FINANCIAL STATEMENTS (Continued)
For the year ended 30 June 2018

27. INTERESTS IN JOINT VENTURES

RBR has the following Joint Venture Interest:

Peters Dam Joint Venture (Silver Lake Resources Limited (“Silver Lake”) 69%, RBR diluting)

The Peters Dam Joint Venture comprises approximately 20km² of RBR tenements in the southern Yindarlgooda project. Silver Lake has earned an initial 51% by spending \$1.5 million. Silver Lake manages the joint venture and is currently sole funding it with RBR being diluted. RBR can elect to contribute to the exploration program at six monthly intervals (one-off right) to maintain its interest.

Yindarlgooda Farm-in Agreement (Newmont Exploration Pty Ltd (“Newmont”) 0%, RBR 100%)

The Yindarlgooda Project covers a 28km strike length of gold prospective stratigraphy between the Mt Monger-Bulong (15km north) and Gindalbie (4km south) gold mining centres, and is just 600m from the Penny’s Find Gold Project currently in development.

The Term Sheet sets out the basic terms of the FJV Agreement as follows:

- Newmont must contribute expenditure of AU\$75,000 in the first twelve (12) months from the execution of the FJV Agreement (Minimum Expenditure).
- Within a year of the Minimum Expenditure being met, Newmont can elect to earn a 51% interest upon additional Expenditure of AU\$925,000 by the second anniversary date of the execution of the FJV Agreement (“Phase 1 Earn-in”).
- On and from the date Newmont has completed the Phase 1 Earn-In (“JV Commencement Date”), Newmont and RBR will be associated in a joint venture for the exploration and evaluation and, if warranted, development and exploitation of the Joint Venture Assets and all minerals within the Joint Venture Assets to which the Joint Venture Assets extend.
- Newmont can then elect to commit to spending an additional AU\$1.0 million over a further two years to earn 75% equity in the project (Phase 2 Earn-in).
- Once Newmont has met the Phase 2 Earn In - RBR has the election to contribute to the Tenement expenditure at its respective interest, or dilute using an industry standard dilution formula.



DIRECTORS' DECLARATION

In the opinion of the Directors of RBR Group Limited ("the Consolidated Entity"):

- (a) the financial statements and notes, set out on pages 11 to 38, are in accordance with the *Corporations Act 2001*, including:
 - (i) complying with Accounting Standards in Australia and the Corporations Regulations 2001 and other mandatory professional reporting requirements; and
 - (ii) giving a true and fair view of the financial position of the Consolidated Entity as at 30 June 2018 and of its performance, as represented by the results of its operations, for the financial year ended on that date.
- (b) there are reasonable grounds to believe that RBR Group Limited will be able to pay its debts as and when they become due and payable.

The Directors have been given the declarations required by section 295A of the *Corporations Act 2001* from the Managing Director and the Company Secretary for the financial year ended 30 June 2018.

This declaration is made in accordance with a resolution of the Directors.

Signed at Perth this 31st day of August 2018.

A handwritten signature in black ink, appearing to read 'Ian Macpherson', with a long horizontal flourish extending to the right.

Ian Macpherson
Executive Chairman



INDEPENDENT AUDITOR'S REPORT

BUTLER SETTINERI

Real People. Better Business

INDEPENDENT AUDITOR'S REPORT TO THE MEMBERS OF RBR GROUP LIMITED

Report on the Financial Report

Opinion

We have audited the financial report of RBR Group Limited (the Company) and its controlled entities ("the Consolidated Entity"), which comprises the consolidated statement of financial position as at 30 June 2018, the consolidated statement of profit and loss and other comprehensive income, the consolidated statement of changes in equity and the consolidated statement of cash flows for the year then ended, and notes to the financial statements, including a summary of significant accounting policies, and the directors' declaration.

In our opinion, the accompanying financial report of the Consolidated Entity is in accordance with the Corporations Act 2001, including:

- i) giving a true and fair view of the Consolidated Entity's financial position as at 30 June 2018 and of its financial performance for the year then ended; and
- ii) comply with Australian Accounting Standards and the Corporations Regulations 2001.

Basis for Opinion

We have conducted our audit in accordance with Australian Auditing Standards. Our responsibilities under those Standards are further described in the *Auditor's Responsibilities for the Audit of the Financial Report* section of our report.

We are independent of the Consolidated Entity in accordance with the auditor independence requirements of the Corporations Act 2001 and the ethical requirements of the Accounting Professional and Ethical Standards Board's APES 110 Code of Ethics for Professional Accountants (the Code) that are relevant to our audit of the financial report in Australia. We have also fulfilled our ethical requirements in accordance with the Code.

We confirm that the independence declaration required by the Corporations Act 2001, which has been given to the directors of the Company, would be in the same terms if given to the directors as at the date of this auditor's report.

We believe that the audit evidence we have obtained is sufficient and appropriate to provide a basis for our opinion.

Material Uncertainty Related to Going Concern

Without qualifying our opinion above, we wish to draw your attention to Note 1(a) of the financial statements "Going Concern". The matters as set forth in Note 1(a) "Going Concern" indicates the existence of a material uncertainty that may cast significant doubt about the Consolidated Entity's ability to continue as a going concern and therefore, the Consolidated Entity may be unable to realise its assets and discharge its liabilities in the normal course of business.

Unit 16, First Floor
Spectrum Offices
100 Railway Road
(Cnr Hay Street)
Subiaco WA 6008

Tel : (08) 6389 5222
Fax : (08) 6389 5255
mail@butlersettineri.com.au
www.butlersettineri.com.au

Locked Bag 18
Subiaco WA 6904
Australia

Butler Settineri (Audit) Pty Ltd
RCA No. 289109 ABN 61 112 942 373
Liability limited by a scheme approved under Professional Standards Legislation

Proactive ▶ Quality ▶ Supportive



INDEPENDENT AUDITOR'S REPORT (Continued)

Key Audit Matters

Key audit matters are those matters that, in our professional judgement, were of most significance in our audit of the financial report of the current period. These matters were addressed in the context of our audit of the financial report as a whole, and in forming our opinion thereon, and we do not provide a separate opinion on these matters. In addition to the matter described in the *Material Uncertainty Related to Going Concern* section, we have determined the matters described below to be key audit matters to be communicated in our report.

Key Audit Matter	How our audit addressed the key audit matter
<p>Deferred exploration and evaluation expenditure (refer note 11)</p> <p>All exploration and evaluation expenditure incurred has been capitalised and recognised as an asset in the Statement of Financial Position. The closing value of this asset is \$39,147 as at 30 June 2018.</p> <p>The carrying value of exploration and evaluation assets is subjective based on the Consolidated Entity's intention, and ability, to continue to explore the asset. The carrying value may also be affected by the results of ongoing exploration activity indicating that the mineral reserves and resources may not be commercially viable for extraction. This creates a risk that the asset value included within the financial statements may not be recoverable.</p>	<p>We have confirmed that the Consolidated Entity has continued right to explore in the relevant area of interest including assessing documentation such as exploration licences and agreed with management's assessment of impairment.</p>
<p>Intangible Assets – Goodwill (refer note 10)</p> <p>Goodwill has been recognised in relation to previously acquired subsidiaries.</p> <p>Management has exercised significant judgement in assessing whether or not the carrying value of goodwill is impaired.</p>	<p>We have reviewed management's assumptions in their impairment assessment which was based on future expected cash flows. We confirmed that key inputs in the future expected cash flows were consistent with other financial and operational information and assessed the disclosures per note 10 were appropriate and in line with the Australian Accounting Standards.</p>
<p>Revenue Recognition (refer note 2)</p> <p>Management has exercised significant judgement over the recognition of revenue in relation to contracts entered into for the provision of training and labour-hire services. Disclosures relating to revenue recognition can be found at note 1(f). The accuracy and completeness of amounts recorded as revenue is an inherent industry risk due to the location of key</p>	<p>We assessed the Consolidated Entity's accounting policies as set out in note 1(f), for compliance with the revenue recognition requirements of the Australian Accounting Standards. We further examined the process over the capture, and assessment of the timing, of revenue recognition for all significant contracts, as well as performed testing of a sample of receipts to supporting evidence.</p>



INDEPENDENT AUDITOR'S REPORT (Continued)

operations being in Mozambique.	
Compliance with Laws and Regulations	
Compliance with laws and regulations, including the application of accounting policies compliant with Australian Accounting Standards, is subject to inherent risk due to the location of key operations being in Mozambique.	We examined the process over which those charged with governance exercise oversight over the management and operations of key operations located overseas, as well as reviewing public records to identify any instances of non-compliance with laws and regulations. We also assessed whether the foreign subsidiaries' accounting policies used in the preparation of the consolidation is consistent with the Consolidated Entity's accounting policies and whether the accounting policies comply with Australian Accounting Standards.

Other information

The directors are responsible for the other information. The other information comprises the information in the Directors' Report for the year ended 30 June 2018, but does not include the financial report and the auditor's report thereon.

Our opinion on the financial report does not cover the other information and accordingly we do not express any form of assurance conclusion thereon.

In connection with our audit of the financial report, our responsibility is to read the other information and, in doing so, consider whether the other information is materially inconsistent with the financial report or our knowledge obtained in the audit or otherwise appears to be materially misstated.

If, based on the work we have performed, we conclude that there is a material misstatement of the other information, we are required to report that fact. We have nothing to report in this regard.

Responsibilities of the Directors for the Financial Report

The directors of the Company are responsible for the preparation of the financial report that gives a true and fair view in accordance with the Australian Accounting Standards and the Corporations Act 2001 and for such internal control as the directors determine is necessary to enable the preparation of the financial report that gives a true and fair view and is free from material misstatement, whether due to fraud or error.

In preparing the financial report, the directors are responsible for assessing the Company's ability to continue as a going concern, disclosing, as applicable, matters related to going concern and using the going concern basis of accounting unless the directors either intend to liquidate the Company or to cease operations, or have no realistic alternative but to do so.

Auditor's Responsibilities for the Audit of the Financial Report

Our objectives are to obtain reasonable assurance about whether the financial report as a whole is free from material misstatement, whether due to fraud or error, and to issue an auditor's report that includes our opinion.

Reasonable assurance is a high level of assurance, but is not a guarantee that an audit conducted in accordance with the Australian Auditing Standards will always detect a material misstatement when it exists. Misstatements can arise from fraud or error and are considered material if, individually or in the aggregate, they could reasonably be expected to influence the economic decisions of users taken on the basis of the financial report.



INDEPENDENT AUDITOR'S REPORT (Continued)

As part of an audit in accordance with the Australia Auditing Standards, we exercise professional judgement and maintain professional scepticism throughout the audit. We also:

- Identify and assess risks of material misstatement of the financial report, whether due to fraud or error, design and perform audit procedures responsive to those risks, and obtain audit evidence that is sufficient and appropriate to provide a basis for our opinion. The risk of not detecting a material misstatement resulting from fraud is higher than for one resulting from error, as fraud may involve collusion, forgery, intentional omissions, misrepresentations, or the override of internal control.
- Obtain and understanding of internal control relevant to the audit in order to design audit procedures that are appropriate in the circumstances, but not for the purpose of expressing an opinion on the effectiveness of the Consolidated Entity's internal control.
- Evaluate the appropriateness of accounting policies used and the reasonableness of accounting estimates and related disclosures made by the directors.
- Conclude on the appropriateness of the directors' use of the going concern basis of accounting and, based on the audit evidence obtained, whether a material uncertainty exists related to events or conditions that may cast significant doubt on the Consolidated Entity's ability to continue as a going concern. If we conclude that a material uncertainty exists, we are required to draw attention in our auditor's report to the related disclosures in the financial report or, if such disclosures are inadequate, to modify our opinion. Our conclusions are based on the audit evidence obtained up to the date of our auditor's report. However, future events or conditions may cause the Consolidated Entity to cease to continue as a going concern.
- Evaluate the overall presentation, structure and content of the financial report, including the disclosures, and whether the financial report represents the underlying transactions and events in a manner that achieves fair presentation.
- Obtain sufficient appropriate audit evidence regarding the financial information of the entities or business activities within the Consolidated Entity to express an opinion on the financial report. We are responsible for the direction, supervision and performance of the Consolidated Entity audit. We remain solely responsible for our audit opinion.

We communicate with the directors regarding, among other matters, the planned scope and timing of the audit and significant audit findings, including any significant deficiencies in internal control that we identify during our audit.

We also provide the directors with a statement that we have complied with relevant ethical requirements regarding independence, and to communicate with them all relationships and other matters that may reasonably be thought to bear on our independence, and where applicable, related safeguards.

From the matters communicated with the directors, we determine those matters that were of most significance in the audit of the financial report of the current period and are therefore key audit matters. We describe these matters in our auditor's report unless law or regulation precludes public disclosure about the matter or when, in extremely rare circumstances, we determine that a matter should not be communicated in our report because the adverse consequences of doing so would reasonably be expected to outweigh public interest benefits of such communication.

Report on the Remuneration Report

Opinion on the Remuneration Report

We have audited the Remuneration Report included on pages 6 to 8 of the directors' report for the year ended 30 June 2018.



INDEPENDENT AUDITOR'S REPORT (Continued)

In our opinion, the Remuneration Report of RBR Group Limited, for the year ended 30 June 2018, complies with section 300A of the Corporations Act 2001.

Responsibilities

The directors of the Company are responsible for the preparation and presentation of the Remuneration Report in accordance with section 300A of the Corporations Act 2001.

Our responsibility is to express an opinion on the Remuneration Report, based on our audit conducted in accordance with Australian Auditing Standards.

BUTLER SETTINERI (AUDIT) PTY LTD

A handwritten signature in black ink, appearing to read 'Marius van der Merwe'.

MARIUS VAN DER MERWE
Director

Perth
Date: 31 August 2018



ASX ADDITIONAL INFORMATION

Pursuant to the Listing Requirements of the Australian Stock Exchange Limited, the shareholder information set out below was applicable as at 19 October 2018.

A. Voting Rights

In accordance with the Company's Constitution, voting rights in respect of ordinary shares are on a show of hands whereby each member present in person or by proxy shall have one vote and upon a poll each share shall have one vote.

B. Distribution of Equity Securities

Analysis of numbers of shareholders by size of holding:

Distribution	Number of Holders	Number of Shares
1 – 1000	109	21,930
1,001 – 5,000	68	151,466
5,001 – 10,000	45	339,203
10,001 – 100,000	321	15,764,197
100,001 – and over	302	683,459,282
Totals	845	699,736,078
The number of equity security holders holding less than a marketable parcel (based on a 1.0 cents price) of securities are:	389	5,087,232

C. Twenty Largest Shareholders

The names of the twenty largest holders of quoted shares are listed below:

Shareholder Name	Issued Ordinary Shares	
	Number of Holders	Percentage of Ordinary Shares
Athol Emerton	86,872,545	12.42%
Gurravembi Investments Pty	28,000,000	4.00%
Citicorp Nominees Pty Ltd	22,928,509	3.28%
Fats Pty Ltd (Macib S/F A/C)	21,437,316	3.06%
Perth Capital Pty Ltd	20,000,000	2.86%
Linvana Thomson	18,330,000	2.62%
BT Portfolio Services Ltd (Warrell Holdings S/F)	16,436,192	2.35%
Richard A E Carcenac (Carcenac Fam A/C)	15,810,000	2.26%
Fats Pty Ltd (Macib Fam A/C)	15,333,334	2.19%
Ragged Holdings Pty Ltd (Jon Young Fam Fund)	13,000,000	1.86%
Nicholas Barr	12,196,112	1.74%
Harold Cripps Holdings Pty Ltd	11,500,000	1.64%
Paul Graham-Clarke	10,553,156	1.51%
Richard A E Carcenac (Carcenac S/F A/C)	10,350,000	1.48%
J P Morgan Nominees Australia	9,753,971	1.39%
Paul Horsfall	9,625,184	1.38%
HSBC Custody Nominees Australia Ltd	8,563,228	1.22%
Margot L Brandenburg	8,126,000	1.16%
Anthony Violi	7,108,000	1.02%
Gattenside Pty Ltd (HCH 1987 S/F A/C)	6,510,416	0.93%
	352,433,963	50.37%



ASX ADDITIONAL INFORMATION (Continued)

D. Substantial Shareholders

An extract of the Company's Register of Substantial Shareholders (who holds 5% or more of the issued capital) is set out below:

Issued Ordinary Shares

Shareholder Name	Number of Holders	Percentage of Ordinary Shares
A Emerton & Associates	85,842,268	11.41%
I Macpherson & Associates	38,800,001	6.87%
Colin Ikin	21,000,000	3.72%
Perth Cap PL	20,000,000	3.54%

E. Unquoted Options

Shareholder Name	Number of Holders	Number of Securities
Performance Rights		
PacMoz, Lda Purchase Performance Shares Tranche B ¹	1	30,000,000
R Carcenac Class 2 ²	1	7,500,000
Options		
Options exercisable at \$0.025 each on or before 30 June 2020	5	15,000,000
Options exercisable at \$0.018 each on or before 31 July 2019	20	28,850,002

Notes:

- (1) Performance Shares; or acquired by the Company in connection with the Company's analysis of the Mozambique IP made available to the Company as at the date of issue of the Performance Shares; or combined turnover/gross income of the PacMoz Group in a 12 month period or fiscal period of at least \$2,000,000 based on the PacMoz accounts
- (2) Rights subject to performance criteria prior to 27 November 2019; the Company's market capitalisation averaging over a period of 30 consecutive trading days a daily average of not less than \$8,000,000; consolidated gross income of the Company and its revenue exceeding \$2,000,000; and Mr Carcenac completing 24 months of continuous employment with the Company.

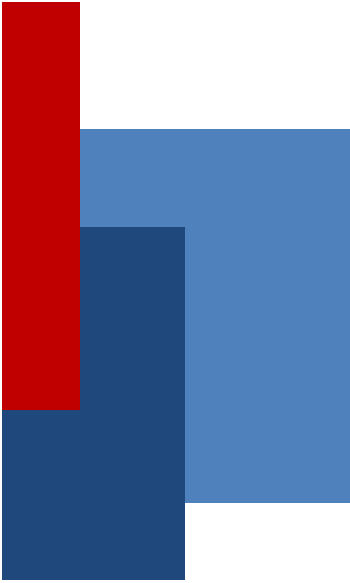
F. Schedule of Interests in Mining Tenements ¹

Sub-Project	Tenement ID	Equity %	Date Granted
YINDARLGOODA PROJECT			
Peter Dam JV	E25/00434	29	22-Nov-2010
Peter Dam JV	E26/00153	29	6-May-2011
Peter Dam JV	E26/00154	29	6-May-2011
Peter Dam JV	P26/03819	29	15-Jun-2011
Peter Dam JV	P26/03820	29	15-Jun-2011
Peter Dam JV	P26/03821	29	15-Jun-2011
Yarri East JV	E27/00431	100	11-Oct-2017
Yarri East JV	E27/00449	100	12-Sep-2012
Yarri East JV	E27/00600	100	Pending
Yarri East JV	E27/00456	100	Pending
Peter Dam JV	E25/00434	29	22-Nov-2010

Note:

- (1) As announced on the 30 October 2017, the Company transitioned from a 'mining exploration entity' to a standard industrial listing effective from the 30 September 2017. Due to this change in status future Annual Reports will no longer report the Company's interests in mining tenements as previously required under listing rule 5.20.

Page left blank intentionally

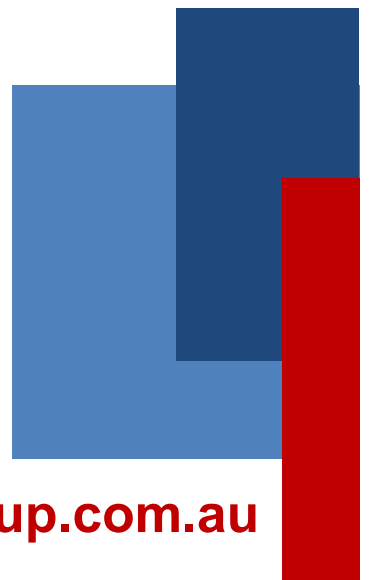


Level 2, 33 Colin Street, West Perth, Western Australia, 6005

Po Box 534, West Perth, Western Australia, 6872

Telephone: +61 8 9214 7500

Facsimile: +61 8 9214 7575



www.rbrgroup.com.au